






## camden square™

Bluetooth® party speaker



### what's in the box

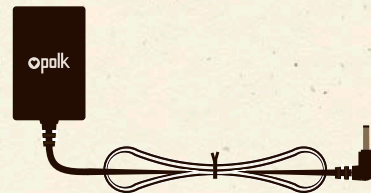
- Camden Square wireless speaker
- power adapter
- quick start guide (not pictured)

### pairing & connecting

1. Turn power on.
2. Enable *Bluetooth* on your device.
3. In device's *Bluetooth* settings menu, select "Camden Square"

### source select

The Camden Square is always in *Bluetooth* source mode, unless a cable is plugged into the AUX input.





## controls



Turns speaker on/off.  
- Press & hold for one second then release. After a period of inactivity, the Camden Square will automatically turn off.

Clears *Bluetooth* connections  
- Press & hold for three seconds then release. The speaker is now in discovery mode to connect to another device.



Adjusts volume up and down.



Play/Pause current song  
(*Bluetooth* only).



Next/Previous track press & release.  
Fast forward/rewind current track  
press & hold (*Bluetooth* only).

## LED colors



Solid blue - speaker is ON and in normal operating mode.



Pulsing blue - no devices are connected and speaker is in discovery mode.



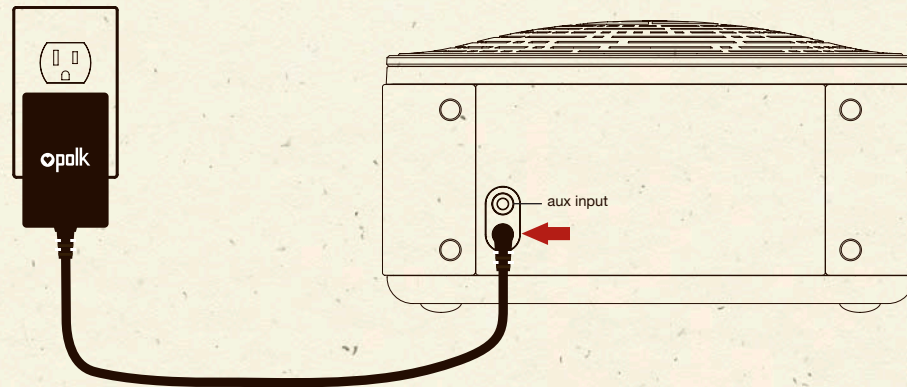
Slowly blinking blue - speaker volume is muted.



Solid red - speaker is in standby mode and plugged in.



Alternating red & blue - speaker battery is at critically low level.



## battery

The battery in your Camden Square comes partially charged from the factory. The charge is enough so that you can enjoy playing music right out of the box. To charge your battery plug one end of the included power adapter into an AC wall outlet and the other end into the Camden Square.

## battery status indicator

The battery's status is indicated by the blue (●) LED when you turn the Camden Square on and the red LED when you turn it off.

- Four blinks indicate full battery.
- Three blinks indicate normal battery.
- Two blinks indicate low battery.
- One blink indicates critical battery.

With less than 30 minutes of charge remaining in the battery, the LED will fade from RED to BLUE constantly, until the battery can no longer play music.



## four phones, one playlist

download the Polk DJ Stream music sharing app  
the party never ends



register your new polk product  
online now for a chance to  
win \$500 of polk product!

Your Product Model and Serial Number Can be found on the bottom of your Camden Square. Enter this number in the "Serial Number" space when registering your product online. Have your Model and Serial Number handy for reference when calling Polk Customer Service.

Become a valued member of the Polk Family and get a chance to win **FREE Speakers**. Registering your new product: [www.polkaudio.com/registration/](http://www.polkaudio.com/registration/)

- Creates a permanent record of your purchase, in case you misplace your original receipt.
- Enters you in our monthly **FREE** drawing for **\$500**-worth of Polk speakers.
- Allows you to enroll in Club Polk: for informative Polk Website Forums, special discounts in the Polk Webstore, advance notice of Polk Promos, and discounts on Authorized Polk parts.
- Keeps you up to date when there is news and announcements about your product.

No Internet access? Call Polk Customer Service 800-377-7655 (US & Canada only). Outside the US & Canada, call 410-358-3600. We'll walk you through the simple registration process!

**We take your privacy seriously.** Polk does not share or sell information to any other parties, unless directed by court order.

Registering your product has no effect on your warranty. Warranties apply as stated in your product manual. Please be sure to keep your original purchase receipt.

Questions? Concerns? Contact Polk Customer Service  
9am - 5:30pm, M-F, EST (USA) 800-377-7655 US & Canada only  
410-358-3600 outside US & Canada • [polkcs@polkaudio.com](mailto:polkcs@polkaudio.com)

## important safety instructions

This product was designed and manufactured to meet strict quality and safety standards. There are, however, some installation and operation precautions which you should be particularly aware of.

- Read Instructions.** All the safety and operating instructions should be read before the system is operated.
- Retain Instructions.** The safety and operating instructions should be retained for future reference.
- Heed Warnings.** All warnings on the appliances and in the operating instructions should be adhered to.
- Follow Instructions.** All operating and use instructions should be followed.
- Cleaning.** Unplug the appliance from wall outlet before cleaning. Do not use liquid cleaners or aerosol cleaners. Use a damp cloth for cleaning.
- Attachments.** Do not use attachments not recommended by the product manufacturer as they may cause hazards.
- Water and Moisture.** Do not use these appliances near water for example, near a bath tub, washbowl, kitchen sink, or laundry tub, in a wet basement, or near a swimming pool, and the like.
- Accessories.** Do not place these appliances on an unstable cart, stand, tripod, bracket, or table. The audio/video products may fall, causing serious injury to a child or adult, and serious damage to the products. Use only with a cart, stand, tripod, bracket, or table recommended by the manufacturer, or sold with the appliances. Any mounting of the appliances should follow the manufacturer's instructions, and should use mounting accessories recommended by the manufacturer.
- Ventilation.** Slots and openings in the cabinet are provided for ventilation and to ensure reliable operation of the appliances and to protect them from overheating, and these openings must not be blocked or covered. The openings should never be blocked by placing the products on a bed, sofa, rug, or other similar surface. This product should never be placed near or over a radiator or heat register. This product should not be placed in a built-in installation such as a bookcase or rack unless proper ventilation is provided or the manufacturer's instructions have been adhered to.
- Power Sources.** This product should be operated only from the type of power source indicated on the marking labels. If you are not sure of the type of power supply to your home, consult your appliance dealer or local power company.
- Grounding or Polarization.** This product is equipped with polarized alternating-current line plugs (plugs having one blade wider than the other). This plug will fit into the power outlet only one way. This is a safety feature. If you are unable to insert the plug fully into the outlet, try reversing the plug. If the plug should still fail to fit, contact your electrician to replace your obsolete outlet. Do not defeat the safety purpose of the polarized plug.

- Power Cord Protection.** Power-supply cord should be routed so that it is not likely to be walked on or pinched by items placed upon or against it, paying particular attention to cords at plugs, convenience receptacles, and the point where they exit from the appliances.
- Lightning.** For added protection for this audio/video product during a lightning storm, or when it is left un-attended and unused for long periods of time, unplug it from the wall outlet and disconnect the antenna or cable system. This will prevent damage to the product due to lightning and power-line surges.
- Power Lines.** An outside antenna system should not be located in the vicinity of overhead power lines or other electric light or power circuits, or where it can fall into such power lines or circuits. When installing an outside antenna system, extreme care should be taken to keep from touching such power lines or circuits as contact with them might be fatal.
- Overloading.** Do not overload wall outlets and extension cords as this can result in a risk of fire or electric shock.
- Object and Liquid Entry.** Never push objects of any kind into this product through openings, as they may touch dangerous voltage points or short out parts that could result in a fire or electric shock. Never spill liquid of any kind on this audio/video product.
- Servicing.** Do not attempt to service this product yourself, as opening or removing covers may expose you to dangerous voltage or other hazards. Refer all servicing to qualified service personnel.
- Damage Requiring Service.** Unplug this product from wall outlets and refer servicing to qualified service personnel under the following conditions:
  - When the power supply cord or plug is damaged.
  - If liquid has been spilled, or objects have fallen into the product.
  - If the product has been exposed to rain or water.
  - If the product does not operate normally by following the operating instructions. Adjust only those controls that are covered by the operating instructions, as an improper adjustment of other controls may result in damage and will often require extensive work by a qualified technician to restore the product to its normal operation.
  - If the product has been dropped or the cabinet has been damaged.
  - When the product exhibits a distinct change in performance this indicates a need for service.
- Replacement Parts.** When replacement parts are required, be sure the service technician has used replacement parts specified by the manufacturer or that the parts have the same characteristics as the original part. Unauthorized substitutions may result in fire, electric shock or other hazards.

**CAUTION:** Danger of EXPLOSION if battery is incorrectly replaced. Replace only with the same or equivalent type. (CR2025)

**WARNING:** Do not expose batteries or battery pack to excessive heat such as sunshine, fire or the like.

- Safety Check.** Upon completion of any service or repairs to this product, ask the service technician to perform safety checks to determine that the products are in proper operating condition.
- Carts and Stands.** The appliances should be used only with a cart or stand that is recommended by the manufacturer. An appliance and cart combination should be moved with care. Quick stops, excessive force, and uneven surfaces may cause the appliance and cart combination to overturn. Use caution when moving the cart/apparatus combination to avoid injury from tip-over.



The CAUTION marks shown here are located on the back of your Camden Square wireless speaker

**CAUTION:** To prevent electric shock, match wide blade of plug to wide slot, insert fully.

**CAUTION:** No naked flame sources, such as candles, should be placed on the apparatus.

## class b emissions limits

This Class B digital apparatus meets all requirements of the Canadian Interference—Causing Equipment Regulations.

## operation

Operation is subject to the following two conditions:

- This device may not cause interference, and
- This device must accept any interference, including interference that may cause undesired operation of the device.

**note:** This equipment has been tested and found to comply with the limits for a Class B digital device, pursuant to part 15 of the FCC Rules. These limits are designed to provide reasonable protection against harmful interference in a residential installation. This equipment generates, uses and can radiate radio frequency energy, and, if not installed and used in accordance with the instructions, may cause harmful interference to radio communications. However, there is no guarantee that interference will not occur in a particular installation.

If this equipment does cause harmful interference to radio or television reception, which can be determined by turning the equipment off and on, the user is encouraged to try to correct the interference by one or more of the following measures: Reorient or relocate the receiving antenna. Increase the separation between the equipment and receiver. Connect the equipment into an outlet on a circuit different from that to which the receiver is connected. Consult the dealer or an experienced radio/TV technician for help.

- The antenna(s) used for this transmitter must be installed to provide a separation distance of at least 20 cm from all persons and must not be co-located or operating in conjunction with any other antenna or transmitter.
- Changes or modifications not expressly provided by the party responsible for compliance could void the user's authority to operate the equipment.

## product disposal

Certain international, national and/or local laws and/or regulations may apply regarding the disposal of this product. For further detailed information, please contact the retailer where you purchased this product or the Polk Importer/Distributor in your country. A listing of Polk Audio Importer/Distributors can be found on the Polk website [www.polkaudio.com](http://www.polkaudio.com) or by contacting Polk Audio at: 5601 Metro Drive, Baltimore, Maryland 21215, USA. Phone: +1-410-358-3600; in California: 1-800-377-7655.



### **limited five year warranty**

Polk Audio, Inc., warrants to the original retail purchaser only. This warranty will terminate automatically prior to its stated expiration if the original retail purchaser sells or transfers the product to any other party.

Polk Audio, Inc., warrants, to the original retail purchaser only, that the LOUDSPEAKER(S), PASSIVE CROSSOVER COMPONENT(S) and ENCLOSURE on this Polk Audio Loudspeaker Product will be free from defects in material and workmanship for a period of five (5) years from the date of original retail purchase from a Polk Audio Authorized Dealer.

Furthermore, Polk Audio, Inc., warrants, to the original retail purchaser only, that any AMPLIFIER OR OTHER ELECTRONIC COMPONENT that may be included in this Polk Loudspeaker Product will be free from defects in material and workmanship for a period of one (1) year from the date of original retail purchase from a Polk Authorized Dealer.

To allow Polk to offer the best possible warranty service, please register your new product online at: [www.polkaudio.com/registration](http://www.polkaudio.com/registration) or call Polk customer service 800-377-7655 in the USA and Canada (outside the USA: 410-358-3600) within ten (10) days of the date of original purchase. Be sure to keep your original purchase receipt.

Defective Products must be shipped, together with proof of purchase, prepaid insured to the Polk Authorized Dealer from whom you purchased the Product, or to the Factory at 1 Viper Way, Vista, California 92081. Products must be shipped in the original shipping container or its equivalent; in any case the risk of loss or damage in transit is to be borne by you. If upon examination at the Factory or Polk Audio Authorized Dealer it is determined that the unit was defective in materials or workmanship at any time during this Warranty period, Polk or the Polk Authorized Dealer will, at its option, repair or replace this Product at no additional charge, except as set forth below. All replaced parts and Products become the property of Polk. Products replaced or repaired under this warranty will be returned to you, within a reasonable time, freight prepaid.

This warranty does not include service or parts to repair damage caused by accident, disaster, misuse, abuse, negligence, inadequate packing or shipping procedures, commercial use, voltage inputs in excess of the rated maximum of the unit, cosmetic appearance of cabinetry not directly attributable to defect in materials or workmanship, or service, repair, or modification of the Product which has not been authorized or approved by Polk. This warranty shall terminate if the Serial number on the Product has been removed, tampered with or defaced.

This warranty is in lieu of all other expressed Warranties. If this Product is defective in materials or workmanship as warranted above, your sole remedy shall be repair or replacement as provided above. In no event will Polk Audio,

Inc. be liable to you for any incidental or consequential damages arising out of the use or inability to use the Product, even if Polk Audio, Inc. or a Polk Authorized Dealer has been advised of the possibility of such damages, or for any claim by any other party. Some states do not allow the exclusion or limitation of consequential damages, so the above limitation and exclusion may not apply to you. All implied warranties on this Product are limited to the duration of this expressed Warranty. Some states do not allow limitation on how long an implied Warranty lasts, so the above limitations may not apply to you. This Warranty gives you specific legal rights, and you also may have other rights which vary from state to state.

This Warranty applies only to Products purchased in Canada, the United States of America, its possessions, and U.S. and NATO armed forces exchanges and audio clubs.

The Warranty terms and conditions applicable to Products purchased in other countries are available from the Polk Authorized Distributors in such countries.

Polk Audio is a DEI Holdings, Inc. Company. Polk Audio and Poll are registered trademarks of Polk Audio, Inc. Camden Square is a trademark of Polk Audio Inc.

The Bluetooth® word mark and logos are registered trademarks owned by Bluetooth SIG, Inc. and any use of such marks by Polk Audio is under license. Other trademarks and trade names are those of their respective owners.

The "aptX®" software is copyright CSR plc or its group companies. All rights reserved. The aptX® mark and the aptX logo are trademarks of CSR plc or one of its group companies and may be registered in one or more jurisdictions."



5601 Metro Drive  
Baltimore, MD 21215  
800-377-7655  
[www.polkaudio.com](http://www.polkaudio.com)