

The International Journal

AOL Keyword: Racecar Engineering

Racecar engineering



DIGITAL DASH DISPLAYS
A look at the ever more powerful readouts on the market



FRUITS OF THE LOOM
Design and construction of reliable wiring harnesses explained

April 2006 · Vol 16 No 04

www.racecar-engineering.com

UK £4.60 · USA \$9.25

Inside F1

- New rules
- New engines
- New cars

Smokey's legacy
Yunick's work lives on
at Florida university

Grass track racer
Marriage of technologies



BMW



9 770961 109067

Better Plumbing. Better Performance.

Stainless Steel Braided CPE Hose

HS-79 Hose with Nomex Braid
Lightweight 4-ply Construction
Tight Bend Radius.
High Hoop Strength
High Vacuum & Temp Rated

HS-79 Hose with Nomex Braid
Also Available with Abrasion-Resistant Black Hypalon® Outer Coating

Full Flow Clamshell Quick Disconnect Couplings with Triple Latch Finger Closures and Double O-Ring Sealing...Save Time, Space, Weight & Headaches

Get the ConneXion.™

For the finest, most advanced fluid delivery for a racecar, you want XRP, the Xtreme in Racecar Plumbing.

Hose, hose ends, adapters, carb kits, quick disconnect couplings, banjo bolts, fittings for brakelines, power steering or dry sump applications--XRP offers a great selection of the most technically advanced products.

State-of-the-art manufacturing, extensive inventory and tech support... you'll get it all from XRP.

Top Quality Carburetor Kits for Demon, Holley, Braswell & QFT Forged & Swept Tube

Fast. Smart. Secure. Clamshell Quick Disconnect Couplings

Huge Selection of Aircraft Grade Adapters with Xtra Large, High-Flow Internal Radius and Contoured Entrances

Double Swivel Triple Sealed Hose Ends with Dual Angled Seats and Patented, Aerospace Approved Nipple & Cutter Design per MIL-DTL-83798

UNITED STATES XRP, Inc. sales@xrp.com
tel 562 861 4765 fax 562 861 5503

EUROPE James Lister & Sons motorsport@lister.co.uk
tel 44 (0) 121 525 5800 fax 44 (0) 121 553 5951

XRP®


THE XTREME IN RACECAR PLUMBING

Contents

Features


Cover story

- 30 Formula 1 2006**
The dawn of the V8s is here, and what that means for F1 engines and aerodynamics
- 38 Starting a Formula 1 team**
Grand prix racing entry management investigated
- 44 Engine masters**
A little known university course benefits from Smokey Yunick's legacy
- 50 Wiring looms**
Best practice for preparation of a racecar's wiring harness
- 56 Choosing a wing part 2**
Simon McBeath discusses profile selection and optimisation
- 64 Autograss racer**
Couple apply touring car technology to a grasstrack racer



30

BMW



50

BEULF SYSTEMS

Raceworld

- 05 Write line** – What is the point of all the technology in motorsport?
- 06 Debrief** – F1 launches, NASCAR Car of Tomorrow, IMSA Lites and LMP3 announced
- 16 Race people** – A busy employment market
- 19 V-Angles** – Paul Van Valkenburgh rapid prototypes his own cortex
- 23 Column** – The editor on usage of data
- 27 Forum** – You say...



56

LAT

Raceshop

- 73 Buyers' insight** – This month, dashes
- 77 Tech Spotlight** – A twist on rapid prototyping for short run castings
- 79 Racegear** – All the latest products
- 83 Database** – Full motorsport supplier listings
- 93 Aerobytes** – Simon McBeath looks at what occurs around a Champ Car underbody
- 97 The Consultant** – Mark Ortiz on roll axis inclination

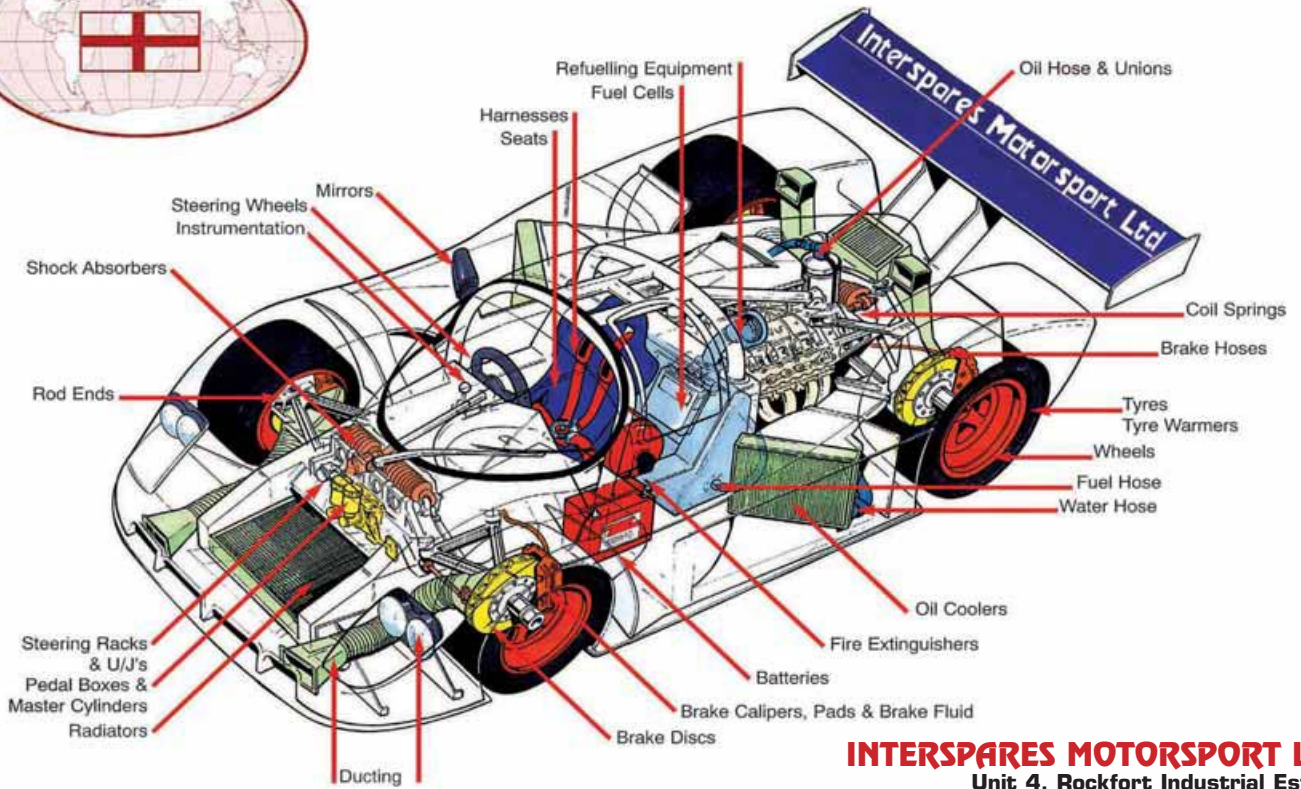


64

Whittington

Subscriptions

FOR SUBSCRIPTION DETAILS TURN TO
PAGE 71
Or visit www.racecar-engineering.com



INTERSPARES MOTORSPORT LTD

Unit 4, Rockfort Industrial Estate
Wallingford, Oxfordshire OX10 9DA

Tel: +44 (0)1491 827460 fax: +44 (0)1491 827469

Email: export@intmsport.com

Export Specialists

**THE GLOVES
PROFESSIONALS
TRUST.**

MECHANIX WEAR

Mechanix Gloves are used by more race mechanics than any other brand. Mechanix Gloves. The tool that fits like a glove.®

Mechanix Europe Via dell'industria, 31
31041 Cornuda (Treviso) Italy
info@europe.mechanix.com
www.mechanix.com/international

ORIGINAL M-PACT™ M-PACT 2 FASTFIT™

Write Line

Formula 1 is no longer a technical sport. You don't believe me? Then you should have attended some of the new car launches this season. I'm sorry, that is a misleading description. Campaign launch is perhaps a more apt term. Yes the new cars were present at each event, but they did little more than prevent the sponsors' liveries collapsing in a heap of paint chips on the stage. Actual technical information was all but nil. Granted the teams wheeled out a technical representative but they would probably have been more comfortable discussing their parents' sex lives than anything about their new challenger. To some extent one can sympathise. These people are under enormous pressure to bring home points and live in fear of giving the opposition the slightest whiff of information, however unlikely it is that it might prove useful. Instead, they spent the entire launch fending off questions with generalities that could be applied to any car on the grid.

But although it may not be in the public domain, you might argue that there is a massive amount of technology being exploited to bring the new car to the grid in a competitive state. I agree, and it all plays a huge part in determining the outcome, but if it's done behind closed doors, is it part of the sport? Or, is it like playing the soccer world cup in the dark so nobody can see the teams' tactics and copy them at the next match?

I've said this before and excuse me if I bore you but if it's not part of the show then what is the technology for? Wouldn't it be easier to put everybody in GP2 cars and paint them different colours?

Alternatively, perhaps it does have a purpose, one that has nothing to do with the show. Could it be that motorsport makes better road cars? Not directly because, in so many ways, a road car is more sophisticated than a racecar. In less direct ways though, perhaps there is a chance that racing has a technical benefit. Exposing engineers to the motorsport environment can make them more versatile and effective. Also, short lead times and rapidly repeating iterations can accelerate development of new materials or design technologies, particularly for aerospace. Are these things happening? The jury is still out, but one thing is known. Unless motorsport can justify its conspicuous consumption in pursuit of technical development then either the technology will disappear into a world of spec racers or the sport will disappear altogether in the form we have come to know it.

This is a problem that has taxed the mind of Herb Fischel who, as ex-head of GM Motorsport, is not without some influence. As you may have read in the magazine [V16 N1], he is campaigning to make motorsport more relevant to car manufacturers by looking at ways the relationship between the two disciplines can be more productive. Where he feels this can be most productive is in sports and GT racing and this month he brings together representatives of manufacturers and organising bodies to discuss the problem at an event hosted by the SAE [see news story].

I urge everyone in professional motorsport to take note. It may be your future they are discussing.

Editor
Charles Armstrong-Wilson

“WOULDN'T IT BE EASIER TO PUT EVERYBODY IN GP2 CARS?”



Pit Crew

Vol 16 No.4

Editor

Charles Armstrong-Wilson

Deputy Editor

Sam Collins

Art Editor

Barbara Stanley Borrás

Chief Sub Editor

Mike Pye

Editorial Assistant

Katie Power

Contributing Editors

Paul Van Valkenburgh, Allan Staniforth

Technical Consultant

Peter Wright

Group Art Editor

Patrick Morrissey

Contributors

Brett Becker, George Bolt Jr, Pete Knivett,

Simon McBeath, Mark Ortiz, Ian Wagstaff,

Paul Weighell, Tim Whittington

Photography

Ian Harris, LAT, Tony Tobias

Business Development Manager

Tony Tobias +44 (0) 20 8726 8328

Mobile 07768 244880 Fax +44 (0) 20 8726 8399

tony_tobias@ipcmedia.com

Advertisement Sales Executive

Andy King +44 (0) 20 8726 8329

andy_king@ipcmedia.com

Group Advertisement Manager

Nick Lee

Publisher

Gavin de Carle

General Manager

Niall Clarkson

Managing Director

Paul Williams

Editorial & Advertising

Racecar Engineering, Focus Network,

Leon House, 233 High Street,

Croydon, Surrey CR9 1HZ, UK

Tel +44 (0)20 8726 8364

Fax +44 (0)20 8726 8399

E-mail racecar@ipcmedia.com

Back Numbers

Back issues department,

PO Box 772, Peterborough PE2 6WJ, UK

Tel +44 (0)1733 385170

Website mags-uk.com/ipc

Worldwide News Trade Distribution

Marketforce (UK) 5th Floor, Low Rise, Kings Reach

Tower, Stamford Street, London SE1 9LS, UK

Tel +44 (0)20 7633 3300

Worldwide Subscriptions

Racecar Engineering

Subscriptions, PO Box 272, Hayward's Heath,

West Sussex, RH16 3FS, UK

Typesetting & Repro

CTT Limited

Print Text Benham Goodhead Print

Cover BR Hubbard Printers

Printed in England ISSN No 0961-1096

USPS No 007-969

Racecar Engineering

is a Focus Network publication, published by

IPC Country & Leisure Media Ltd

A part of IPC Media, a TimeWarner company

Racecar Engineering, incorporating

Cars & Car Conversions and Rallysport,

is published 12 times per annum and is available

on subscription. Although due care has been

taken to ensure that the content of this publication

is accurate and up-to-date, the publisher can

accept no liability for errors and omissions. Unless

otherwise stated, this publication has not tested

products or services that are described herein,

and their inclusion does not imply any form of

endorsement. By accepting advertisements in

this publication, the publisher does not warrant

their accuracy, nor accept responsibility for their

contents. The publisher welcomes unsolicited

manuscripts and illustrations but can accept no

liability for their safe return.

© 2006 IPC Media. All rights reserved.

Reproduction (in whole or in part) of any text,

photograph or illustration contained in this

publication without the written permission of the

publisher is strictly prohibited. *Racecar Engineering*

(USPS 007-969) is published 12 times per year by

IPC Media Ltd in England. Periodicals postage paid

at Green Brook NJ 08812. US subscriptions cost

\$79.00 from EWA, 205 US Highway 22, Green

Brook, NJ 08812, tel: 800 272 2670. Postmaster:

send address changes to *Racecar Engineering*,

205 US Hwy 22, Green Brook NJ 08812 USA

Formula 1 new challengers

Over the winter a number of new Formula 1 cars have been unveiled, though some of them may not be as new as first appears. Rumours of 'chassis plate swapping' are rife, so it is questionable just how new some of these new cars actually are. BMW-Sauber admits that its F1.06 is a re-work of the Sauber C24; Scuderia Toro Rosso's challenger is last year's Red Bull (which in turn can trace its roots back to the Jaguar team) and Super Aguri is using a modified Arrows chassis.

■ For a full feature on the new F1 entries see page 30

Honda RA106 (top right)
BAR has morphed into the Honda Racing F1 team, and hopes that it has cured some of the aerodynamic problems encountered on the BAR007

Ferrari 248 (middle right)
Few details about Ferrari's latest challenger had been released as *Racecar* closed for press

Red Bull RB2 (right)
Red Bull's first racecar (the RB1 was Jaguar derived) looks competent, and an influx of new staff could see this Ferrari-engined team be a surprise front runner



BMW-Sauber F1.06 (above)
Not an entirely new car as it is a Sauber C24, albeit extensively re-worked, not least to accept the BMW V8 instead of a Ferrari V10

Williams FW28 (left)
Williams will use Cosworth's CA-2006 V8 this season, and has switched from Bridgestone to Michelin tyres

All pics: LAT (mass start)

unveiled for 2006



Midland M16 (above)

Midland was initially planning to work with Dallara on the Toyota-powered M16's design but the car that was eventually built is solely the work of the team formerly known as Jordan



Toyota TF106 (above)

Toyota has been experimenting with a variety of aero tweaks in winter testing, and a new kit is expected to be on the car for Bahrain



Renault R26 (left)

Last year's championship winner has had to make the biggest change to accommodate the new rules, having had to change from a 72-degree 3.0-litre V10 to a 90-degree 2.4-litre V8



McLaren MP4/21 (left)

In testing, the new McLaren has been blighted by engine problems, forcing Mercedes to consider revising the units' design. And in recent weeks a spate of senior figures have left McLaren for rival teams

Red Bull RB2



In winter testing the Ferrari-engined RB2 has been experiencing overheating problems, forcing the team to make hasty alterations to the cars' sidepods. Red Bull claimed there had been an error in 'heat rejection' figures from the Ferrari V8 engine.

STOP PRESS

Sportscar racing, and its benefits to car manufacturers, are to be discussed in an open seminar at the SAE's 2006 World Congress. The event will take place on 3 April 2006 at the FEV Powertrain Innovation Forum at the Cobo Convention Center in Detroit, USA. Participating in two panels will be:

Sanctioning Organisations

- Scott Atherton, president and CEO, American Le Mans Series (ALMS)
- Roger Edmondson, president, Grand American Road Racing (Grand-Am)
- Harry Turner, technical director, Sports Car Club of America (SCCA)
- Stephane Ratel, chairman of SRO Motorsports Group, Federation Internationale de l'Automobile (FIA GT)

Manufacturers

- Steve Wesoloski, group manager road racing, General Motors
- Giorgio Ascanelli, technical director, Maserati Corse
- Robert Davis, vice president marketing and product development, Mazda
- Dr.-Ing. Walliser, general manager motorsports strategy, Porsche

David and Goliath battle ahead for new prototypes

Two new LMP-class prototypes broke cover shortly after Christmas. Lola's new LMP1, the B06/10, ran for the first time at Sebring's 'wheels down' test week in January. The all-new chassis could be seen as an evolution of the already successful B05/40 LMP2 chassis, with a number of the lessons learnt from the second category Le Mans winner being applied to the LMP1. Dyson racing is the customer for the first two chassis, which will replace its aged LMP900-rules B01/60. It was one of Dyson's new cars fitted with a 3.6-litre AER V8 that ran at Sebring - 'Gorgeous, a beautiful piece of engineering,' enthused James Weaver, the first driver to try the car out. 'Lola has done us proud and so has AER. It is a quality piece of equipment - very impressive.' It was also Weaver's first experience of a drive-by-wire car. Dyson's former cars, the B01/60s, are now in the hands of Autocon and Highcroft Racing.

Features on the B06/10 car include a quick-release nosebox, dual high-pressure fuel pumps, back-up batteries and starter motors. Whilst Lola's own HT (high torque) gearbox has already been race proven and has a maximum input torque in excess of 800Nm, Dyson Racing will use a semi-automatic, six-speed, sequential system developed by AER on its cars. The first car has also been fitted with new Penske dampers that are a derivative of those used by McLaren and Renault in Formula 1.

The first European customer for the Lola will be Chamberlain-Synergy who placed an order for one of the new cars, which will be powered by the AER V8. 'We anticipate selling at least three more chassis during the season in readiness for Petit Le Mans and also a full campaign in 2007, when the LMP1 market should really take off,' revealed Lola's Sam Smith.

There is also the David vs Goliath philosophy where this season we will be up against the works Porsche Spyders and Audi R10s. Apart from ourselves and



Courage's new LC75, already tested with a derivative of Mechachrome's 3.4-litre V8 GP2 engine, is out to beat Lola and Porsche in LMP2



Sebring testing best times

Car	Category	Time
Audi R10	LMP1	1:47.308 *
Porsche RS Spyder	LMP2	1:49.477
Lola B05/40	LMP2	1:50.231
Lola B06/10	LMP1	1:50.359
Lola B01/60	LMP900	1:50.640
Courage C65-H	LMP2	1:55.960 **

*diesel; **rotary engine

Courage, there is no one else offering a sustained challenge to these manufacturers,' he continued. 'However, don't forget that Lola have worked with manufacturers in the 1980s, with

Corvette and Nissan, and also with MG in this decade, so we know how they operate and how they can be beaten.'

Lola's two LMPs will indeed race against stiff competition this year, with

Audi's 'whispering diesel' R10 setting the pace in LMP1, and in LMP2 the Porsche RS Spyder the one to beat.

But in Le Mans, Courage Competition is plotting to beat Lola and the works teams with two new cars, the LC70 for LMP1 and the LC75 for LMP2. As *Racecar* closed for press the LC70 was reaching completion, but the LC75 had already tested extensively. Both chassis aim to achieve Courage's main design objectives: reliability, security, modularity and performance. As the cars were developed it became clear that the bar had raised and the Le Mans constructor had to make the largest investments in tooling, people and money it had done since its inception 24 years ago. A joint venture between SLC for assistance in the design and production of the car saw Paolo Catone become chief designer of the project and Ben Wood the chief aerodynamicist. Wood is notable as the man who undertook much of the research that brought about the new ACO aero rules.



Lola's new 06/10 LMP1 contender on its first time out testing at Sebring

i2 is here.

motec.com.au



Race smart.

MoTeC Research Centre
Tel: +61 3 9761 5050

AUSTRALIA

MoTeC Europe Ltd
Tel: +44 8700 119 100

EUROPE

MoTeC Systems USA
Tel: +1 714 895 7001

USA

MoTeC Systems East
Tel: +1 704 799 3800

ASIA

Over 50 Countries

Car of tomorrow 'not successful'

NASCAR's car of tomorrow has been in action for the first time, but has already received a negative initial response from a number of teams. Following a test at the Atlanta Motor Speedway with five cars from different teams, plus NASCAR's own Car of Tomorrow, the governing body followed up with a solo car test at Daytona. At the Florida track there was said to be a noticeable difference over previous tests due to the addition of a rear, boot-mounted wing. An invitation was sent to teams in an effort to have more cars on track, but Petty Enterprises was the only team that showed up with its car.

It seems as though teams have put their own COT plans on hold until NASCAR decides which direction to take with the cars. Plus, due to the new testing and tyre leasing rules, teams are hoarding their 2005 and older tyres for their own use, not to help NASCAR.

In its current guise it seems like no one outside of the governing body cares for the look of the car, much less some of the ideas that have gone into it. It is also widely known that the major car manufacturers are not happy as it has become even more difficult to tell the marques apart from each other, save for headlights and grille.

To allow the exhaust to be mounted higher under the car, avoiding bottoming out on some tracks, sections of the right side chassis rail have been channelled out to allow the exhaust pipes to pass through on the right side instead of the left. This will also have the effect of aiding driver cooling, but will create two major issues: one, it weakens the chassis in a hard impact and two, the hollow frame rails are used to place lead ballast to bring the cars up to the minimum 3400lb weight. Having the exhaust pass through them severely cuts down storage space and could conduct additional heat transfer within the chassis, weakening it further.

The front nose section or 'clip' from the centerline of the front wheel forward is much shorter than the current car and resembles a NASCAR truck. However, it's actually so short that the thicker



Rear, boot-mounted wing seen at Daytona looks to be a sign the COT did not perform as expected, aerodynamically

radiator used for restrictor-plate racing will not fit between the engine and steering box and the front nose section. There are also some concerns that a shorter nose may not absorb as much energy as the older, longer nose, though this does depend on its construction.

Just like F1, NASCAR is looking at ways to make the 'show' more competitive and cost effective for the teams. Currently the most exciting racing in NASCAR's three 'elite' divisions can be seen in the Truck Series, so it's understandable that the COT shows some resemblance to the pick-ups. The more upright front windscreen also adds

to that look and, of course, adds drag.

Safety is the other priority, with the left side frame rail offset an additional two inches from the centreline of the car, allowing the seat to be closer to the centre of the vehicle. In reality though, with the much larger seats of recent years – especially the carbon fibre versions – this measurement will rarely be achieved. However, the larger and visibly squarer 'greenhouse' area, as NASCAR refers to it, does add to the safety factor, with the car now two inches taller and four inches wider in the upper cage area. The body will also be symmetrical to the centreline of the


chassis in an effort to curb aerodynamic costs and, instead of more than 30 body templates for each make of car, the idea is to have one common three-dimensional template that can simply be lifted on and off the car. Also, the front and rear bumper height will be the same, with the front bumper now three inches higher than current models, and will feature a horizontal opening for cooling, unlike the current vertical grilles on the lower front spoiler.

Some of the other modifications include impact absorbing left-side door bars with the addition of steel plate for protection. The rollcage has been moved



A short front overhang and a taller, wider 'greenhouse' are obvious changes, but manufacturers dislike the generic shape

in testing



“WHY IS THERE A WING ON THE BACK OF A STOCK CAR? IF I WANTED A WING I'D GO RACE SPRINT CARS”

Ray Evernham

rearward three inches, the propshaft will be enclosed in a full steel tunnel and the floor, which has always been an OEM stamped style, will now be a re-configured bespoke part.

NASCAR announced the schedule for teams to start using the car beginning with the fifth race of the 2007 season at Bristol and then at 13 other events that year. In 2008 the car will compete in 26 of the 36 races, moving onto the full schedule in 2009.

Currently teams have an inventory of around 10-15 cars per driver, depending on budgets, and certain cars designed for different tracks. With the COT the proposal is for one chassis to work at all tracks, including circuits and restrictor-plate tracks, so teams could effectively



Impact absorbing left-side door bars and a bespoke floor are new for COT

halve their fleets of cars. This could potentially have a knock-on effect for employees too, particularly high-end fabricators and aerodynamic engineers.

Team owner Ray Evernham (*above left*) summed up the thoughts of many car owners at a post-season media briefing: 'Right now the car has not completed a successful test. Aerodynamically the car did not accomplish what they [NASCAR] were looking for, otherwise you wouldn't have to put a wing on it. Why is there a wing on the back of a stock car? If I wanted a wing I'd go race sprint cars.'

Meanwhile, NASCAR is to switch all three of its top divisions to unleaded fuel by the 2008 season. 'We have tested a current engine with unleaded fuel and all the indications are good,' said Gary Nelson, NASCAR's vice president for research and development. 'We still have more testing to do though because we want to be careful there are no unintended consequences.'

Even with the fuel switch in the works though, it seems NASCAR still has no intention in the immediate future of changing from obsolete carburetors to fuel injection.

Toyota: entry into NASCAR in 2007

Toyota has finally announced that it is to enter America's best-selling car, the Toyota Camry, in the Nextel Cup and Busch Series in 2007, following three successful seasons in NASCAR Truck. Three teams have been announced so far: Bill Davis Racing – an existing Toyota operation that fields three trucks; Michael Waltrip Racing – who will enter two Cup and two Busch teams; plus an organisation new to NASCAR, Team Red Bull, owned by the Red Bull company who will operate two Cup teams run by Marty Gaunt, a British-born Canadian.

It is also very possible Penske Racing will enter the 'rising sun gang.' Roger Penske owns more than 30 Toyota dealerships worldwide, as well as the largest US Toyota dealership in California.

Word within Penske, after shuttering one team over the winter, is that its 400,000sq.ft facility will house three Cup teams again in 2007, so maybe a switch to Toyota is also on the cards.

One thing is for certain, Toyota will surely want to align itself with at least one existing top-flight Cup team and Davis has not been that in many years, while

Waltrip's once successful self-owned Busch programme has faltered to the point where it failed to even qualify for several races in 2005. With this in mind, Toyota has to be looking at a Ganassi, Penske or a Joe Gibbs-type organisation.

Currently Toyota builds engines itself just outside Los Angeles and in North Carolina for its truck programme, leasing them to the teams. The same applies to the majority of the trucks, which are supplied by Toyota in almost turnkey specification, less shocks, springs and brakes. When a truck suffers damage the majority go back to Toyota's North Carolina chassis and fabrication facility to be repaired.

However, the Cup programme will apparently not be run in the same manner. Some teams will build their own engines and cars while some will be built by Toyota. The Japanese manufacturer's involvement in the Truck Series seems to have spiced up competition and hopefully the same will happen in Cup. The only downside being that Toyota may be willing to plough more money into the programme than the 'big three' marques currently in the sport.



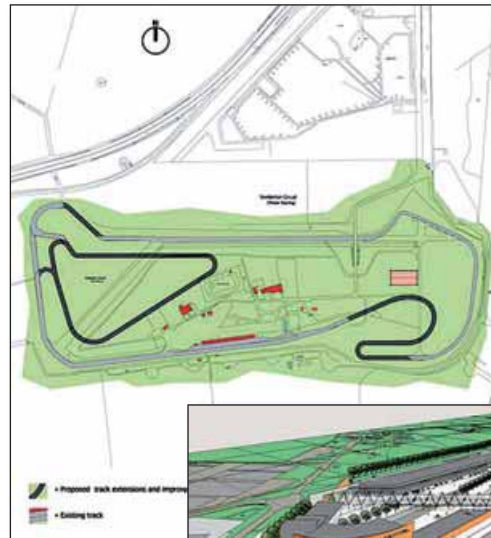
All new for NASCAR's 2007 season will be Team Red Bull, with two teams of Toyota Camrys being run under Marty Gaunt

UK tracks reveal future plans

Britain's only super speedway, Rockingham, has closed temporarily for an extensive construction programme to turn the venue into Rockingham Performance Park. The new complex will feature the existing Speedway and infield road course, along with a new skid pad and quarter mile short track to attract the ever-growing NHRPA series. Associated with the track is an all-new exhibition, conference and hotel complex. The £10 million construction plan is a sign the circuit may have a longer future than some had speculated.

Rockingham was purchased by Corby Developments Ltd last summer as part of a plan to integrate the circuit into the new Priors Hall housing estate. Currently the circuit hosts the SCSA stock car series (old ASA cars) and smaller events like the Shell Eco Marathon. In the past Rockingham has struggled to make money after losing its premier series, Champ Car, to Brands Hatch.

Meanwhile, 75 miles to the east, Motor Sport Vision's Snetterton circuit is



Motor Sport Vision's plans for Snetterton include lengthening the track and developing a new motorsport business park



also set for a major re-work. The former Second World War USAF airbase is one of the most heavily used race circuits in Britain, and is often used by major teams

for testing in the run up to Le Mans.

Now MSV plans to make the circuit a major venue with a business and engineering park aimed at smaller racing

teams and chassis manufacturers. It will allow teams to recapture the 'Brooklands village' convenience of being able to drive the racecar straight out of the garage and onto the circuit. A hotel and retail village will also be constructed on the site, which will be served by its own railway station.

The track is situated in the heart of the East Anglian motorsport cluster that is already home to Van Dieman, RTN and Lotus. Such a facility could bring the region up to rival areas such as the A43 corridor between Oxford and Northampton, sometimes referred to as Motorsport Valley, that is host to Silverstone, Rockingham and a large number of grand prix teams.

Changes to the track itself will lengthen it to 3.3 miles and bring it up to the standards required to host international motorsport.

It is hoped that once the plan receives the necessary permissions the re-worked venue will be completed by 2010.

BMW launches homologation special to contest WTCC title

BMW has signalled its intent to retain its WTCC titles by producing a 'homologation special' 3 Series model for the 2006 season. Designed to comply with FIA rules, just 2600 of the new model will be produced, with 500 in right-hand-drive format.

Badged the 320Si, the new model uses a four-cylinder engine with a 1mm larger bore and 2mm shorter stroke compared with the standard 320i, while overall weight and centre of gravity have been improved with aluminium alloy liners. A further 10kg has been saved by using a carbon cam cover.

Larger inlet and exhaust valves are fitted in a cylinder head that breathes through a conventional throttle body, rather than BMW's



New 173bhp 320Si shows BMW's intent to attempt to retain its WTCC crown

usual 'Valvetronic' system. The result is an engine producing 23bhp more than the production 320i, peaking at 173bhp at 7000rpm, allied to 200Nm of torque at 4250rpm and should provide an excellent basis for the WTCC unit.

In addition, BMW has also announced that a racing version of its 120D turbo diesel model will be

available from BMW Racing Parts, priced at 95,000 Euros (£65,000). Producing 245bhp and 450Nm of torque, the 1135kg car comes fully prepared with Sachs suspension and AP Racing brakes.

Team Schubert Motors has entered a 120D in the Dubai 24-Hours and an FIA Group N version is expected later in 2006.

NEWS IN BRIEF

- A British kart racer caught running an illegal crankshaft pin used to adjust ignition timing has recently been fined a record £30,000 (\$53,000). He would have been fined £6,000 more if he had not admitted guilt at the last minute.

- Germany may lose one of its two grands prix due to financial problems. A race alternating between the Nürburgring and Hockenheimring has been mooted.

- Britain's ASA-based SCSA stock car series has abandoned plans to run on road courses this year leaving just the Rockingham oval on the calendar.

- Racecar manufacturer Ginetta has been bought out by Team LNT. The Le Mans and GT racing team is also the UK distributor for the Panoz Esperante GTLM and wants to set up a motorsport centre of excellence in Yorkshire.

moment of truth

Racing doesn't only depend on how fast you go but also how quickly you slow down. Every corner demands a unique response in how, when and where you brake. And at these moments, the engineering decisions you've made will decide whether it's going to be a hot lap or not.

But if you've fitted AP Racing brakes, you'll know your driver has the confidence to brake deeper at every corner – from start to finish.

That's because AP Racing have spent over 60 years honing their art to perfection – supplying brakes to over 250 GP winners and numerous championships in the process.

And that's simply the truth.

For a catalogue detailing the AP Racing range brakes, clutches, actuation products and ancillaries call our technical sales team or visit our website.



AP RACING
WHEELER ROAD
COVENTRY
CV3 4LB
ENGLAND
TEL +44 (0)24 7663 9595
FAX +44 (0)24 7663 9559
EMAIL: sales@apracings.co.uk



the science of friction

www.apracings.com





Worldwide distributor for many famous manufacturers.
Discover our ranges of high performance engine parts
and don't hesitate to contact us for further informations.



Visit our web site !!



JE Forged Pistons
Cars - Bikes



Forged Rods
SAENZ



Forged & Titanium
Valves MPI



Fasteners ARP



Camshafts
KENT CAMS



Forged Pistons
IASA



Throttle bodies
TWM



Headgaskets
COMETIC



Insulating Products
COOL-IT



Valves Springs
EIBACH



Pistons rings
NPR

JACQUEMIN TUNING

233, Avenue de La République

59110 La Madeleine

France

Tél: 00 33 [0]3 20 74 64 80

Fax: 00 33 [0]3 20 74 64 89

www.jacquemintuning.com

LMP3 becomes a reality with the dawn of IMSA Lites

In the wake of V15N9's cover feature 'Time for LMP3' US sanctioning body IMSA has announced a new series for small prototypes, IMSA Lites.

Initially, the five-round series will only be open to chassis from three manufacturers – Radical, Elan VanDieman and West Race Cars. 'The reason for limiting the chassis types initially is to keep costs under control,' explained series manager Jon Baytos. 'The three manufacturers are locked in for five years, and any changes to cars must be approved by us and come from the works only. Individual teams cannot modify their cars beyond factory spec.'

Two classes of prototype will be able to race, Lites One and Lites Two, with Elan VanDieman supplying a re-worked version of its Formula X chassis for Lites One. The DPO2 now features a carbon fibre tub and is powered by a sealed 2.3-litre, four-cylinder Mazda MPZ engine. Up against the re-worked VanDieman



IMSA

West Race Cars, Radical and Elan VanDieman will provide Lites chassis Right: V15N9 suggests LMP3

will be Radical's proven 1500cc SR3.

In Lites Two West Race Cars, who already announced a four-car works effort, will field its WR1000 chassis, which originated in SCCA C and D sport racing against offerings from Radical and Elan VanDieman. 'This series will work well as it offers club racers a step up to the ALMS. You can take your C-sports racer and race in IMSA Lites and the other way round,' enthused Baytos.

Baytos also hinted that once the series had settled down and established



new Radical World Series fits the bill: 'whilst it is single marque, it's multi chassis and multi class. There will be five classes to cater from the smaller Prosports up to the big SR8s and an invitation class for modified Radicals.' Radical will dip its toe in the LMS support package water at the Donington Park 1000kms meeting in August.

However, there are those that see the French CN category as the foundation of an LMS Lights series, with multi chassis and multi-marque competition.

itself, more chassis may be allowed in. Certainly companies like Stohr, ADR, Chiron, Ligier, Lola and Lynx would welcome a new market.


Of course, the announcement of a 'baby prototype' series supporting the ALMS raises the question of whether a similar series will be announced in Europe. Radical's Mick Hyde believes the

IMSA Lites calendar 2006

13 May	Road Atlanta*
21 May	Mid Ohio
1 Jul	Lime Rock
20 Aug	Elkhart Lake
30 Sept	Road Atlanta

*All but the first round are also ALMS rounds

Don't Panic!



Panic

Panic Motorsport's new Howard Drake-designed Sports 2000 chassis was nearing completion as *Racecar* closed for press. The English constructor is hoping that the car will be 'the cheapest prototype on the market.'

Engineers exchange knowledge in Oxford

Oxford Brookes is leading a group of British universities in a scheme called the Motorsport Knowledge Exchange, its aim being to see 'the UK motorsport industry better served by academia.' Brunel University, University of Hertfordshire, the Open University, Brooklands College, Cranfield University, National College for Motorsport and Oxford and Cherwell Valley College form the MKE consortium, along with Brookes.

Short courses will be run for all sectors of the industry, providing training and skills development opportunities. Work-based learning and online courses are also being investigated so small motorsport businesses can benefit without losing too much 'shop' time.

When the MKE comes on stream it will utilise the new Motorsport and High Performance Engineering Centre at Oxford Brookes' Wheatley campus. This 4500sq.m building is being built with a £1.3 million grant from SEEDA (a regional government agency), along with a further £1.6 million worth of support from local motorsport firms including Prodrive, Xtrac and Menard, as well as F1 teams Renault and Williams. MIRA will also supply and install a wind tunnel in the facility that will house a number of laboratories including ones for thermodynamics, engine dynamics and chassis dynamics.

Future courses being investigated by the MKE include business for motorsport and effective workplace communication.



Rory Byrne

● Red Bull Racing continues its enthusiastic employment drive. McLaren chief aerodynamicist, **Peter Prodromou**, will join the energy drink-fuelled team in the same role. This follows in the wake of **Adrian Newey's** shock departure from the Woking team to join Red Bull.

● Former Honda Racing F1 chief aerodynamicist, **Willem Toet**, has signed for rival team BMW Sauber in the same role.

● **Dickie Stamford**, long-time Williams F1 team manager, has taken a step back for this season, allowing test team manager, **Tim Newton**, to move up to the race team.

● **Rory Byrne** is set to stay with Scuderia Ferrari as design and development consultant. He had previously been thought to have been planning on full retirement. **Aldo Costa** will take over responsibility for the design and development department.

● Ferrari has signed former McLaren man **Nicholas Tombazis** to fill the role of chief designer.

● Honda engine specialists, **Tenji Sakai** and **Akihiko Koiki**, along with chassis designer **Kazuhiko Shimada**, have joined the new Super Aguri F1 team, which had its entry into the world championship accepted in January.

● **Jacky Eeckelaert**, the former Sauber technical director is now with the Honda Racing F1 team.

● **Patrick Faure**, current chairman of Renault Sport, will step down this summer.

● **Max Mosley** has been acknowledged by being awarded the prestigious French award, 'the Chevalier dans l'Ordre de la Legion d'Honneur' for his contribution to motorsport and road safety.



Patrick Faure

● **Jackie Stewart** has announced that he will not serve another term as president of the British Racing Drivers' Club.

● New GP2 outfit, FMS, has signed former F1 engineers **Humphrey Corbett** and **Vincenzo Castorino** as technical director and data engineer respectively.

● **Marcus Haselgrove** has been named technical director and team manager of the BK Motorsports - Mazda LMP team. Hasgrove had previously filled engineering roles at Le Mans-winning team Champion Audi.

● **Slim Borgudd**, the former racing driver and pop star, has joined Radical to look after its global distribution.

● Former Prodrive employee **David Ewles** will head up **Tom Walkinshaw's** latest motorsport project, which involves Mitsubishi rally cars.

● **Jaques Regis**, the president of the World Rally Championship Commission, has stepped down from his position after coming to a mutual agreement with the FIA.

● **Colin Malkin**, a significant player in the Mitsubishi WRC campaign until he retired in the 1990s has died aged 63.

● **Nick Mead**, the sales director of Comma Oil and Chemicals, died suddenly at the Autosport International Show in January.

● There have been a number of staff changes within the Sports Car Club of America (SCCA). Most significantly **Jim Julow**, the former vice president of motorsports at DaimlerChrysler, has been announced as the body's new president.

● Meanwhile, three new members were appointed to the SCCA board of directors - **RJ Gordy**, **KP Jones** and **Larry Dent**.



Max Mosley

Further to that, **Bob Introne** will replace **Gary Pitts** as chairman of the club. Pitts had served the maximum two terms allowed.

● SCCA vice president of marketing, **Garret Mudd**, has departed the organisation to join Champ Car, meaning a number of new positions have been created and filled - **Eric Prill** is now director of marketing communications, **Lynda Randall** is director of operations and **Harry Turner**, senior technical and race operations director.

● The British governing body, the MSA, has also made a number of personnel changes over the winter - **Cheryl Lynch** has been promoted from her role as licensing manager and is now race, kart and speed executive. **Steve Redhead** will fill her old position.

● **Gary Putnam** has been named competition director for the Cal Wells-owned PPI Motorsports, following former positions as crew chief for Petty Enterprises, MBV Motorsports and Nemco Motorsports.

● **Craig Dawson** has been awarded the 750 Motor Club's prestigious Stock Memorial Trophy for his work on the Oxford Brookes Formula Student car, the Isis F504. Previous winners include Colin Chapman.

● The boss of V8 Supercar team WPS Racing, **Craig Gore**, has taken a step back from day-to-day operations of the team after a merger with Larkham Motorsport. **Mark Larkham** has now become the managing director of the new operation.

● Champ Car World Series Race director **Tony Cotman** has been forced to stand down after disagreements with series co-owner Gerald Forsythe.



Slim Borgudd



Jackie Stewart



Craig Dawson



Mark Larkham



Craig Gore

Send your company and personnel news direct to the **Racecar Engineering** team: tel: +44 (0)20 8726 8363; fax: +44 (0)20 8726 8399 or email racecar@ipcmedia.com



At the heart
of the world's
most powerful
engines...

www.arrowprecision.com

The new site includes Arrow's full range of stock items plus a huge range of ARP fastener kits, bolts and studs. Fully searchable databases will be available to browse online, technical data on the full range of products, plus related items and secure servers will ensure a rewarding internet experience.

Items available from **Arrow** will include

- Steel Connecting Rods •
- Cam Followers •
- Valve Guides •
- Pre Ground Shims •
- Flywheels •

Items available from **ARP** will include

- Replacement Rod Bolts •
- Main Studs and Bolts •
- Head Studs and Bolts •
- Stretch gauges •
- Assembly Lubes •
- Specialist Kits, Porsche etc •

Plus much more.

From custom to production, from vintage to LeMans,
you need Arrow at the heart of your engine.



www.arrowprecision.com



enquiries@arrowprecision.com



tel: 01455 234200



SPEED IS EVERYTHING



With Jiffy-tite® Quick-Connect Fluid Fittings

Jiffy-tite Quick-Connect Fittings are made to connect or disconnect in seconds without tools. Absolutely no wrenching is required. That's why racers from every major series – NHRA, IHRA, SCCA, SPRINT and more are seeking out these lightweight fittings with the 100% leak proof seal. Their patented valve technology in both the socket and plug assembly allows the fluid to be interrupted without any mess or spills. For engine swaps, water recirculation or any plumbing that requires a speedy response – Jiffy-tite Quick-Connects are the perfect choice.

- Now available in popular AN/NPT sizes
- Radius port o-ring fittings also available
- NHRA, IHRA approved, SCCA accepted



www.jiffy-tite.com • 888-605-7788



Made in U.S.A.
Better By Design

ATL

Cell-ebration!

Fuel Cells for Every Motor Sport!



INDY CELLS
IRL/CART
Methanol
CRFS-102

LMP CELLS
FT3.5, FT5
LMP Sports Prototypes,
Grand Am, ALMS, GT, GTS



X-CELLS
FT5
F1, F3000,
F3, GP2



SAVER CELLS®
FT3
Saloons, Sports, Stocks,
Touring, Rally Raid, Off-Road



RACELLS
FT3
Mini Stock,
Legends, Hill Climb,
Drag, Midgets



CUSTOM CELLS
FT3, FT3.5
WRC Rally, Touring,
Saloon, Formulas,
Rally Raid



SUPER CELLS
FT3.5, FT5
NASCAR, CASCAR, ASCAR,
ASA, AUSCAR


visit
ATL
Fuel Cells
at
atlinc.com

Aero Tec Laboratories Ltd.
One Patriot Drive, Rooksley Park
Milton Keynes MK13 8PU England
Tel: +44 (0) 1908 351700
Fax: +44 (0) 1908 351750
e-mail: atl@atlltd.com

Aero Tec Laboratories Inc.
Spear Road Industrial Park
Ramsey, New Jersey 07446-1251 USA
Tel: (001) 201-825-1400
Fax: (001) 201-825-1962
e-mail: atl@atlinc.com

... Laps Ahead of the Competition™

ATL



New year's revolutions

For any innovator there is a need to visualise ideas. Could rapid prototyping provide the key?

As I sit here writing this on New Year's Day, I'm expecting some big changes in the coming year – in my life, at least, if not in racing, where I expect more regression. And I have some more oddball stuff, which may be more interesting than racecar engineering is today.

At PRI, as I went searching, like Diogenes, for an honest innovation, I was reminded that racing technology has become very 'mature', meaning components are now sold as commodities, on price and quality, and less on feature differentiation, with few to no revolutionary products. It's just evolution.

The only exciting thing to me was a new twist on a 20-year old fabrication technology, called rapid prototyping, which we did a feature on in November 1999. But I'm amazed how little most people still know about it – even engineers. As a one-sentence review,

it's a way of producing parts from computer design files, by generating solid objects one miniscule plane at a time. It's sort of the opposite of CAM, which removes material one pass at a time. 3DSystems Corp. originated the idea in 1986, with its patented Stereolithography process, which creates laser-solidified layers on the surface of a vat of liquid resin, as a support table lowers the object below the surface in small increments (less than 0.1mm). They distinguish Stereo Lithography Apparatus (SLA) that solidifies a resin, from Selective Laser Sintering (SLS) that sinters powders, using different power lasers. Many variations have been developed since then, with different resins, such as epoxy, nylon, polycarbonate and polystyrene, different powders in plastics and metallics, and laminated paper layers. And even, at a much larger scale, concrete wall building. And →

“COMPLICATED MECHANISMS WITH MOVING PARTS CAN BE GENERATED ALREADY ASSEMBLED”



more durable new materials for production parts are coming out all the time.

As I sprinted past over 1000 vendors at PRI, the only one that really caught my attention was 3DSystems, a company displaying transparent and flexible plastic components that it can produce now. This might not mean much to the end user, because it is used more for prototype fabrication than production, and because the finished parts are of limited strength and durability, and because the equipment is expensive (although it is available for individuals at small service agencies). As the previous story explained, the most common racing application has been wind tunnel

“WHAT OTHER APPLICATIONS IN RACING CAN YOU THINK OF FOR THIS AMAZING TECHNOLOGY?”

models. However, the new flexible and transparent materials should stimulate new applications. The first one that came to my mind was transparent prototype cylinder heads, for improved port flow visualisation on a flow bench – much like a real-world verification of the vivid computer visualisations of CFD. And likewise, the transparency might improve internal flow visualisation in the engine rooms of complete sedan models in the wind tunnel.

Maybe the rubber-like prototypes are less important to racing, compared to production vehicle applications, but remember that these generated objects can also be used as moulds or dissolvable cores for casting complex end-use items. However, the designer has to keep in mind that a flexible object may need temporary reinforcements to maintain its shape during generation.

The really trick, 'almost like magic' aspect is that complicated mechanisms with moving parts, like latches, hinges and ball bearings, or maybe even a complete plastic engine, can be generated already assembled. You just have to design in the necessary clearances between the parts, and clean out the excess material. What other applications in racing can you think of for this amazing technology?

Considering trade-offs between different techniques and materials, depending on the shape and end use, I ought to mention two other rapid prototyping technologies: laminated paper and 3D printing. The former uses a laser to cut paper sheet as it is laid down, and the crosshatched waste is chipped out at the end. The latter solidifies one layer at a time in a bin of powder by using an inkjet printer head and is the only technique that generates multi-coloured prototypes. Both may be faster and less expensive than laser sintering and solidified resin, but are generally less durable and have a less finished surface.

My enthusiasm was not just because of new racing applications, but medical as well. I went to 3DSystems headquarters, near Los Angeles, and saw rooms full of demo examples, such as the merged skulls of conjoined (Siamese) twins, and their network of blood vessels (in a contrasting colour resin) that also had to be separated for surgeons to study. My own interest, the cerebral cortex, is not just in generating it as a solid object, but showing activated areas from fMRI, in contrast (via multi-pass darkened resin), for the first time in medical applications. I've already received the first model.

When I showed my kids the model of my cortex, they started 'brain storming' about future applications, like form fitting realistic flexible masks (à la *Mission Impossible*). Or like emailing solid objects around the world, as fast as they can be printed out. Wider public use would drive the market for cheaper and faster 3D printers – an inevitability, following Moore's law for electronic devices. Especially if you consider the theoretical possibility of these machines eventually being used to reproduce themselves.

Now let's see, what else will be revolving in the coming year?

I just started on a revolutionary new vehicle prototype – a unicycle with a training wheel – so it is actually a two-wheeled unicycle. A contradiction? No, because both wheels are parallel, and they function as one wide wheel on the same axle, to prevent it from tipping laterally. I got the idea from my Segway column two months ago. In fact, maybe I should call it a 'pedal-powered Segway.' See <http://members.aol.com/pvanvalken/unicycle.jpg>

As I get older every year, the less interested I am in driving high-performance cars on the street. So I sold my 1963 Stingray coupé, after 38 years as my daily driver. I auctioned it on ebay, with some reservations and a reserve, but I preceded that with magazine classifieds announcing the auction, and used my own email network to raise awareness, which generated over 4000 viewings in 10 days. You ought to try that. So this year maybe I can get back into my hybrid EV project, using racecar materials and fabrication technology to keep total weight below 1000lbs (half in batteries). See <http://members.aol.com/pvanvalken/SmallHybrid.jpg>

Oh, incidentally, I also just applied for a PhD research fellowship in cognitive neuroscience in the coming year. It's a long shot, but if I make it, there won't be much time for me to be doing this column any more. I got the inspiration at a medical conference after a presentation of my brainmapping data. While sitting around at dinner listening to PhDs talking about cars. I said, 'That's ironic, you know what we auto engineers talk about? Neuroscience.' Well, at least one, my friend Casey Annis, a former neuro researcher who is now the publisher of *Vintage Racecar Magazine*. Which makes me think – hey, maybe rapid prototyping would be good for reproducing unobtainable vintage racecar parts. So there's one more revolution example – thinking around in a full circle.



More Championships than any other.

PERFORMANCE[®]
FRICTION
BRAKES



No.1 in Motorsport? Makes sense then to choose the No.1 in motorsport safety



Fit the best

We're not just saying that. Lifeline products are specified and used by many of the world's leading teams and constructors. Our cutting edge design ensures that you have the most innovative motorsport safety products available.

Lifeline for

- Zero 360 Gas Extinguishers
- Zero 2000 Foam Extinguishers
- Quick release steering bosses
- LED Rain lights

Motorsport safety means

Lifeline

Tel: 024 7671 2999

Lifeline Fire & Safety Systems Ltd Burnsall Road Coventry CV5 6BU
Fax: 024 7671 2998 Email: sales@lifeline-fire.co.uk Web: www.lifeline-fire.co.uk

Fire & Safety Systems Ltd.

The Competitive Edge



www.lister.co.uk/motorsport

Union Street, West Bromwich, West Midlands. B70 6DG
Tel 0121 525 5800 Fax 0121 525 4833 Email motorsport@lister.co.uk

JLS James Lister & Sons MOTORSPORT



The numbers game

Has data acquisition become so sophisticated that engineers are now missing simple patterns that could be identified by far less complex means?

Race engineers call it the lie detector, but these days data acquisition can do so much more than test the honesty of the driver. Virtually everything on a racecar can have a sensor stuck on it and be made to generate a stream of numbers. A grand prix car will have as many as 200 separate parameters monitored. The speed and capacity of modern data loggers is awesome and they can generate enough information to make the Encyclopaedia Britannica look like a pamphlet. But what's it all for?

Ask a data engineer and they will always give you a good reason why each and every parameter is recorded. At least, a slightly more convincing reason than 'because we can'. But do they really make good use of all that information?

Every team, whether it competes in Formula Ford, Formula 1 or anything in between is time limited. There just are never enough hours in the day at the track, back at base or during a race weekend and the last thing anyone has time to do is comb through gigabytes of unnecessary data. Yes, the essential traces will get a good going over; anything that might show the driver how to go quicker over a lap. Also anything that might help the basics of set-up. But often the things engineers could do with knowing are buried in several parallel streams of data and are not easily teased out.

I had this rammed home at the Performance Racing Industry Show in Orlando last year when among the stands I stumbled on CatchIt. This company has a remarkable take on data acquisition that many engineers may deride but makes a very important point. For as little as \$399 (£225), the company will sell you a lipstick camera, a mounting clamp, a cable and a padded bag. Simply connect your domestic digital camera to the cable, pack it into the bag strapped to the rollcage and mount the camera looking at the thing you want to monitor.

On its stand, the company was showing a video of a



A simple camera trained on an appropriate part of a racecar under load can offer a valuable insight into engineering issues that may not be so apparent from multiple streams of grey data

dirt oval racer's rear suspension while the car was in action that made very revealing viewing. It provided no measurable output or data that could be displayed as graphic traces, but the picture of exactly how the rear suspension was behaving was clear and easily accessed. Viewers could easily recognise the rear wheel was spending a significant amount of time off the ground. However the spring was being compressed at the same time due to the inertia of the high unsprung weight lifting the wheel clear of the ground as it skipped over humps in the track. Load sensors on the suspension normally used for logging tyre loadings

“YOU CAN SEE THE NUMBERS, BUT CAN YOU GET THE WHOLE PICTURE?”

would present a completely erroneous picture.

To try and create a picture as complete as this using conventional data acquisition would take an impractical number of sensors. Then, with the outputs saved, interrogating that data to really understand what was going on would tax the best race engineers. This was when it struck me that the objective is no longer how to acquire data, we have that pretty →



Pi Research

PiVids, from UK firm Pi Research, has been around for some time and now, with a microphone and audio stream, offers full video capability linked directly to a data logger

well sussed. The real challenge for the future is finding ways of digesting that information and learning something from it.

At this point, seasoned race and data engineers are probably throwing the magazine down in disgust. I know you all pride yourselves on your ability to read multiple traces in parallel to understand what is going on. Also you have analysis tools that will give statistical analysis of revs, throttle position, temperatures and the like. But do they really give you the whole picture?

Going back to the digital camera in a bag, if an experienced race engineer was given the digital signal from the camera on its own, they would have to be pretty clever to deduce the behaviour of the

“DISPLAYING DATA IN WAYS WE CAN RECOGNISE IS KEY TO MOVING DATA ACQUISITION FORWARD”

suspension from it. Unless the picture is reconstructed, the task of interpreting the signal usefully is impossible. Likewise, to somebody unfamiliar with studying data, the many traces from a sophisticated data acquisition system can be equally impenetrable. Even for the experienced race engineer, is the stream from the car as penetrable as it could be or may it be concealing secrets that go unnoticed? 'Surely not,' I hear our expert cry, 'if it's in the numbers then I can see it'. Are you sure? Yes, you can see the numbers, but can you get the whole picture?

I accept the video record of the car's suspension could be argued to be of little or no use in a modern formula car where suspension travel and deflections are too small to be seen. Yet this market had access to video technology long before our friends at CatchIt came up with the idea. Pi Research unveiled its Pi Vids

function for its data loggers a few years ago. This links an on-car camera to the logger to record pictures. Originally it was a picture-only system, until the company incorporated a microphone and an audio stream in the first iteration for no reason more compelling than it could be done.

The results were a revelation to everyone concerned. I remember them crowding round the screen with enthusiasm replaying the driver's missed gearchange over and over again. This was more than a cruel revenge on the driver, it was like a veil being lifted as the engineers came one step closer to experiencing the car first hand. It was now possible to monitor progress with more than one sense. The sound pattern that betrays wheel spin or clutch slip could be detected first hand rather than trying to diagnose it from a wavy line while simultaneously trying to relate it to suspension travel, pedal position or steering input.

When sensing the world, we seek out patterns we recognise and use them to revise our virtual impression of reality. Absolute figures don't necessarily allow us to see those patterns and if we don't see them we don't register their existence. From what I have seen in the world of racecars, developing methods of displaying data that show patterns in ways we can recognise is key to moving data acquisition forward. And this is as true of simulations as it is of real world recorded data. The biggest challenge will be how to do this.

My first thought is that some audible version of the engine revs is essential. If a recorded soundtrack is not possible then a synthesised version is a must. There are no great challenges in this, all computers have MIDI sound, the frequency just needs to be pegged to engine revs. The important thing is it allows another sense to be employed. Also how about an

electro-mechanical steering wheel to simulate steering forces and feel the loads at the contact patch as they change? Some of the kickback loads might give some engineers a shock, to the amusement of drivers.

Next we could tap into some of the better video game technology to give a graphic rendition of the car in action. Perhaps a gain control could be used to amplify movements to make them visible.

Beyond that, some brighter engineers may find more abstract displays of data useful. These may have no visual similarity to a real car but could be a good way of interacting different data streams to coax out the patterns. It may take users a while to learn to recognise different phenomena but it could become a powerful tool with practice.

Who knows what we may find hiding in all those grey numbers.

RE

The one in the middle wins races



DS 1.11® & DS 2.11®

SILOXANE TECHNOLOGY

BRAKE PADS



FEDERAL MOGUL

The best brands in the business

Relative Performance Characteristics of Ferodo Racing Range Under Heavy-Duty Conditions

	Pad Life	Disk Life	Average μ	Fade	Pedal Travel	Release
DS 2500	Good	Good	Good	Good	Good	Good
DS 3000	Good	Good	Good	Good	Good	Good
DS 3000+03	Good	Good	Good	Good	Good	Good
DS 3000E	Excellent	Good	Good	Good	Good	Good
FER 4003	Excellent	Good	Good	Good	Good	Good
DS 1.11	Excellent	Good	Good	Good	Good	Good
DS 2.11	Excellent	Good	Good	Good	Good	Good

Excellent:
 Good:
 Moderate:

www.federal-mogul.com/ferodoracing

Race Proven

- DS1.11 - suffix "W"
- A1GP
 - FIA FT
 - Touring Cars
 - Formula Cars
 - Group N
 - Stock Cars
- DS2.11 - suffix "X"
- WRC
 - Rally Group N
 - Touring Cars



Circuit Supplies (UK) Ltd

Unit 22, Harmill Industrial Estate, Grovebury Road,
Leighton Buzzard, Beds LU7 4FF

Tel: 01525 385 888 Fax: 01525 385 898

info@circuitsupplies.com www.circuitsupplies.com

THE racing crankshaft manufacturer

Finest art for finest engine tuners

Chambon

CRANKSHAFTS

Race proven in Formula 1,
Nascar, WRC, DTM,
F3, A1, WTCC, Le Mans,
ALMS, NHRA,
Formula Nippon,
S1600, Historic,
GP1, Superbike ...



Chambon
CRANKSHAFTS

81, rue de la Tour
BP 640
42042 Saint-Etienne Cedex 01
France
Tel. : +33477 92 34 92
Fax : +33477 74 33 58
sales@chambon.com



ENGINEERED TO PERFORM
world leaders in high performance pistons



**POWERING WINNERS IN MOTOGP, WORLD SBK, AMA,
BRITISH SBK, SPEEDWAY, LE MANS, BTCC AND MORE...**
OFFICIAL SUPPLIERS FOR ALL A1GP ENGINES



Omega Pistons

Oak Barn Road, Halesowen
West Midlands B62 9DW

Tel: 0121 559 6778

Fax: 0121 559 6779

info@omegapistons.com

www.omegapistons.com

Formula bland

The blandness of the new tracks, and the modified 'old' tracks, are mere symptoms of a larger ailment. Nearly all of motorsports, especially at the professional level, is becoming homogeneous.

Time was that motor racing had true character and spirit across the board. I can remember turning the calendar page with anticipation from the past racing season to the next, to see what innovations and changes happened over the dark, cold winter. Who was driving for whom? In what livery? What was the technical innovation for that season? Six-wheeled Tyrrells, ground-effects Lotuses (Loti?), or a slimline early-'80's Brabham? Turbo or atmo engines? Six, eight, or 12 cylinders? In America, who had the winning chassis design? Jim Hall or Penske? Or a factory car from March or Lola? Drivers were true ironmen, racing in a number of vehicle types — open wheel, sports cars, tin tops and stockers. For example, possibly the greatest period in American racing was the few short weeks in 1967 covering Dan Gurney's F1 victory at Spa in his homemade Eagle chassis, AJ's third Indy win in his Coyote, and the two of them won the 24 Hours in a Ford (that was commissioned to beat Ferrari) at LeMans. When have we had a moment like that since?

Even the names from that era instantly recall memories of classic times. A generation later, in the US, it's AJ, Mario, Donahue, and the Unsers. In F1, it's Mario (again), Stewart, Emmo and Lauda and later Prost, Senna, Mansell and

Email the Editor: racecar@ipcmedia.com
or send your letters to: The Editor, Racecar Engineering, IPC Media, Leon House,
233 High Street, Croydon, CR9 1HZ, England Fax: +44 (0)20 8726 8399
Visit www.racecar-engineering.com and submit your project for a feature online



**UCLAN's
'sidewinder'
entry is still
controversial**

Piquet. Except for Mikey, what racer has that kind of power in today's F1? And forget about American open-wheel racing, it is merely a 'who's not' of names. Tracks also had their own character, with challenging dips, twists, flats and straights that tested every nerve and muscle of driver and car alike. The old European tracks are virtually all classics, as are some in the US, like Road America, Road Atlanta and Mid-Ohio, to name only a few. While some of the rough edges had to be smoothed over in the name of safety, that has been taken much too far, as Mike Breslin

points out in his column (V15N11). So, it's more than the tracks, it's a top-to-bottom flushing from the sport of what made the sport great, at least in the opinion of this race fan. Today we have sterile drivers in sterile cars on sterile tracks, all for the sake of fleeting spectacle, cult of personality, and the bottom line. What's my answer? For the time being, I will look for the excitement in my local sports car club chapter, and hope against hope that one day the sport will come to its senses.

Richard G Docken Jr
Beavercreek, Ohio, USA

Best of British

Regarding Ian Allen's letter in V15N11. The Formula Student event takes place in the UK, and is made up primarily of UK teams, therefore shouldn't the rules conform to UK motorsport rules, and not to the rules of American cone chargers? Wouldn't it encourage more universities to take part if they thought it more financially responsible? As it stands now, universities spend thousands of pounds so the car can compete in two events — class 1 and class 1-200 the following year, and then they can spend more so they can fly the team and the car to America to worry road furniture if they wish to race the car again. Surely there would be greater interest if the thousands spent could be used more efficiently, if after the formula student event the car could be used in local or national events or even sold on to be used in the UK.

As a former UCLAN student I feel I also have to congratulate the guys who built the 2005 car, as it showed more freedom of thought than most of the other entries. All of the other entries seem to stick to the same format: legs-wheels-drivers' body-engine-wheels. But not UCLAN, they endeavour to show that things can be done differently. You may think it's a tank but it won't snap your legs when you hit a badger on a hillclimb. The other cars won't



Now at your fingertips
The International Journal
**Racecar
engineering** digital edition

Go to www.racecar-engineering.com/digital for details

even get a shot at the badger because they will be turned away from any British event. I think it is inappropriate to have American rules for a UK event because they are so restrictive to future events and therefore are not an attractive proposition to economically-aware universities.

Will Parry
by email

Future technology

I appreciate your commentary in the V15N12 Write Line column. I too feel that motorsports has outlived its usefulness as an automotive technology tool and today serves principally as a medium for entertainment and, more so today, as a medium for very expensive entertainment. That is a marked difference from a generation ago. Up through the 1980s, motorsports served to move the auto industry forward – in terms of safety (seat belts and crash protection), performance development (wide tyres, increased horsepower, and turbocharging) and aerodynamics (streamlining, downforce) and even alternative fuels (methanol for Indy cars). What major innovations can be touted since then, and for what cost were they obtained? Racing needs to become the crucible for relevant automotive technology if it is to be saved from the public trash can. As the price of gas shot quickly through \$3.00 per gallon after Hurricane Katrina, the talk in the States turned to alternative fuel technology. That means that there is some social support that could be tapped for racing, if racing were to tout a viable alternative fuel. An alternative fuel with green potential would be even better, especially in socially conscious US and Western Europe!

The solution? Sportscar racing, with its class structure, is a good place to start. Establish a bio-green prototype class. Start with the high-profile race – Le Mans

– and build it into the respective European and American series in the following years. Use this period of development to wean the sport off fossil fuels. Another solution is to take either US open-wheel racing series (they already mandate methanol and mandate conversion to a spec bio-green fuel). There is bound to be noise made over the burden to convert, but won't that issue exist in 'real life?' I'm sure there is mileage to be made in that category, too. Forget costs, because costs are all relative. After all, how much money have organisers, manufacturers, and sponsors thrown down the toilet in the last five years alone? And for what? In this day and age,

Line astern in WRC?

I write regarding the rally car safety feature in V16N2. As most World Rally Cars are based on 4-5 seat passenger saloons, why is it that the occupants need to sit next to each other? Communication between them is normally made by means or intercom, due to the use of helmets and in-car noise etc.

So if a car is being constructed from a front-wheel-drive chassis the transmission tunnel will need to be engineered into the floorpan and I can see no reason why this cannot be offset from centre. If it was it would allow the crew to sit in tandem on the centre line thus gaining at least 12-15in of deformable structure.



Zipp's latest bicycle wheel has a concave bulge to re-capture and control airflow coming off tyres of various widths. Dimple size and density varies by location around the disc relative to air velocity

bio-green fuels for racing should be seen by all industry and public alike – as an investment in a sound motoring future. How long before racing is legislated out, like cigarettes? As I write this, the Belgian government is having difficulty recruiting a partner to promote the most classic of all European F1 races, and the town of Monza; *Monza!* The so-called cauldron of speed has passed an anti-noise ordinance. I think the attack has begun. Maybe bio-green fuels are the life-sustaining force racing needs, and soon!

Richard G Docken Jr
Beavercreek
Ohio, USA

Weight distribution on the centre line may well have handling benefits also. I understand this may be a simplistic view but are not the simplest solutions normally the best, not to mention the cheapest?

Ian Pinney
by email

Deputy editor (and rally co-driver) Collins replies: Ian, whilst from a pure motorsport engineering point of view this may seem a logical solution, in practice if the crew are sat line astern like the pilot and navigator of a fighter aircraft the co-drivers' forward vision

would be severely obscured. Rally navigators need a similar frontal view to the driver to judge exactly when the pace notes need to be called, which is often not as easy as it may appear.

However, in the 1980s a crew did turn up for a rally with the co-driver's seat mounted in the rear passenger seat position of the car, but they were not allowed to run. It would have been interesting to see the result had they been able to take part.

Cute dimples

I was terribly excited to see the dimpled wing in your coverage of PRI (V16N2). Five years ago our company developed a dimpled bicycle disc wheel and have since designed numerous other bicycle wheel and rim shapes employing dimpled carbon fibre composite to maximise aero efficiency. We have learned some pretty fascinating things about surface roughness as it relates to the very low-speed flow (30mph/50kph) seen in bicycle racing, and had even discussed using this on underfloors or wings with some of our neighbours (we're on Main Street in Speedway, IN) but with little interest from anybody in motorsport. I'm not sure what they have seen with their wings but at our very low Reynold's number flows we see an improvement in drag of roughly 1-2 per cent at a fixed yaw angle, as well as an increase in stall angle of as much as two degrees. This translates to 4-6watts of efficiency improvement in the most common yaw angles, which is a major gain in a sport where peak sustainable power output is in the range of 400watts.

I would love to see Simon McBeath look at this in a future issue. I imagine if there was even half of the benefit that we have seen at our flow regimes, this could be valuable for motorsport.

Josh Poertner
Zipp Speed
Indianapolis, USA

'In every aspect of vehicle and driver performance, **Pi Research** systems and support helped us achieve a clear advantage'

Tino Belli Technical director
Andretti Green Racing



people you can trust

Andretti Green Racing is the most successful team in ILR history, winning more races than any other and delivering the most team and driver wins in a single season in 2005. Andretti Green Racing uses **Pi Research** systems to acquire, analyse and get best results from its vehicle and driver data.

Pi Research advanced electronics and software products are used around the world in all major motorsport formulae. We have contributed to the success of champions in Formula One, Champ Cars, IRL, NASCAR, WRC, BTCC, A1GP and International Karting among many others. Teams using **Pi Research** systems have won the Indy 500 for the last 8 years, the Champcar series for the last 8 years and F1 for the last 5 years.

But for **Pi Research** success does not breed complacency. We constantly seek out new ways of extracting and exploiting data to drive higher performance. We strive to deliver the reliability that teams expect when the difference between winning and losing is measured in milliseconds. And we support our customers trackside to make sure **Pi Research** systems are delivering clear advantage.

You can visit **Pi Research** on the web at www.piresearch.com
Or call **Martin Tolliday** on 01954 253671




Higher Performance

Pi Research
Brookfield Motorsports Centre
Twentypence Road
Cottenham, Cambridge
CB4 8PS, UK

Tel: +44 (0)1954 253600
Fax: +44 (0)1954 253601

www.piresearch.com
enquiries@piresearch.com



Planet of the eights

The FIA has rolled the dice again for this season, so what are the challenges facing Formula 1 teams and how have they tackled them?

Words	Charles Armstrong-Wilson
Photos	BMW; Ian Harris, LAT

By introducing 2.4-litre V8s in an attempt to reduce performance, the FIA has thrown another wild card into the teams' design briefs and once again they are faced with trying to re-establish a base line to work from. The ones that can do it most quickly will be the ones who get the results. Inevitably, they will be the best-funded teams, but money does not guarantee success, and making the right call is just as important. With the new cars appearing, the challenges teams have had to tackle are becoming apparent and their solutions will prove to be crucial in the battle for the 2006 Formula 1 World Championship.

Drivetrain

The biggest challenge sent to tax the talents of Formula 1 teams this season is undoubtedly changes in the engine rules. This not only impacts on the engine departments but also affects almost every other part of the car to a greater or lesser degree.

As widely reported, the new regulations have in effect called for two cylinders to be lopped off last season's V10s, creating 2.4-litre V8s. However, new regs are much more complex and far reaching than this. The V angle is now mandated at 90 degrees, perfect for a V8, unlike a V10 that has an ideal V angle of 72 degrees. As luck would have it though, for reasons of packaging and a lower c of g, almost all the F1 engines were already 90 degrees.

“INDUCTION-RESTRICTED, REV-LIMITED V10S WOULD HAVE BEEN A MUCH MORE AFFORDABLE OPTION”

The exception was Renault that, after experimenting with an ultra-wide V10, has been running an optimum 72-degree V10 for the last two seasons. It would be easy to assume the Viry Chantillon team has been unexpectedly presented with a much bigger task than its rivals. But in reality, all the teams have found the task of building a fully optimised V8 an extremely expensive exercise, and any intentions by the FIA to create a cost-effective transition to a less-powerful engine seems to have been lost in the details. On reflection, many of the teams that put their signatures to the new engine rules feel, with hindsight, that induction-restricted, rev-limited V10s would have been a much more affordable option.

Capacity and configuration aside, there was much more in the new engine regs to challenge the drivetrain teams. The engines now have a defined minimum weight of 95kg and, to make matters more complicated, the centre of gravity has to be at least 165mm above the bottom of the sump—so expect to see some creative use of cooling fins under the engines. Also the c of g has to lie within 50mm of the centre of the engine, both longitudinally and laterally. The bore spacings are also defined at no less than 106.5mm apart and the maximum cylinder bore allowed is 98mm. The crank axis is also dictated as no less than 58mm above the reference plane.

Other engine rule changes include the prohibition of metal matrix composites (MMCs), commonly used in pistons and conrods. This has inevitably led to heavier reciprocating masses stifling attempts to replace lost swept volume with more revolutions per minute.

Toyota first ran its V8 engine on a dyno in March 2005 before all these regulations were finalised. While the team still felt it was a productive, if expensive, exercise it revealed that without the restrictions, its engine would have been 10kg lighter.

After the reduction in capacity, the rule that has perhaps hit the pursuit of power hardest is the ban on variable length induction systems. Without these, the ability to develop a wide spread of torque is seriously hampered, and is mentioned by engineers as one of the more painful losses inflicted →



Renault switched to a 90-degree V8 (above) from a 72-degree V10 (below)



BMW's new P86 V8 engine will power its Sauber-based cars for this season

on them by the 2006 regulation changes. The only mitigating effect of this change is that with lower power, the drivers will be on full throttle more of the time and will be spending less time in higher gears in an attempt to tame the power and find traction. What it also means is the teams are playing with different induction designs. Tuned for different circuits, each one has to be optimised, no doubt bringing with it a sizeable slice of research and development expenditure.

When the move to the new rules was announced, some of the industry's past masters were predicting an instant jump in revs. They reasoned that, with a shorter crank and camshafts, harmonic limitations would be raised and revs would soar. One old hand even predicted 23,000rpm straight away. In reality, there seems to be no evidence of any such hike in engine speeds. Cosworth was showing an engine in a dyno cell running at 20,000rpm in a bit of showmanship on its website and, in the event, that seems to be typical of all the engines at this point in their development. This is about where the V10s were expected to be by now and, even allowing for the effects of banning MMCs, it seems to be no more than the product of linear development.

A fundamental difference between the V8 and the outgoing V10 is the vibration signature. A hallmark of the 90-degree V8 engine, with a flat-plane crank all the teams will inevitably all be using, is a very distinctive vibration pattern. It acts transversely at twice the frequency of the engine revs. This

is different from the V10 vibration signature that rotates about the crank axis at the frequency of the engine revs. While most of the teams have played down the severity of the vibration, they have all designed the rest of the car with it in mind. Efforts have been made to beef up or isolate ancillaries against its effect, and components like ECUs are being mounted further away from the engine.

“INTERNAL VIBRATIONS THAT HAVE TO BE RECONCILED”

each other out to some degree, they are still experienced directly by the internal components of the engine.

With 20 per cent less capacity, the amount of fuel burned each revolution is reduced by the same proportion. So one would expect an initial 20 per cent reduction in fuel consumption and heat rejection, the latter to be capitalised on in the form of smaller radiators and lower drag. However, two factors upset this rule of thumb – to a small degree the increase in revs and, more significantly, the duty cycle of the lower-powered engine. By revving harder for longer, as the driver is able to use more full throttle, the gains in lower cooling requirement and fuel consumption are significantly less. Typically, fuel consumption is emerging at around 15 per cent less than the V10s and we can assume heat rejection is reduced by the same amount.

These, however, are the net vibrations experienced outside the engine. The designers talk of internal vibrations that have to be reconciled. These are much greater but, although they cancel



Central rear wing supports are catching on this year as a way of taking loads out of the end plates and freeing up their design. Toyota was one of the pioneers last year with BAR [left] who, as Honda, is retaining the design on its cars

World Champion Renault adopted the central rear wing support before the end of last season and has continued with it for 2006





McLaren has employed some cunning structural engineering to get its 2006 spec nose (left) through the FIA crash test. Compare it to the 2005 spec nose (above)



Honda Racing F1 has opted to use a shallow chord front wing this year (left) after the BAR-Honda of 2005 (right) suffered from aerodynamic problems

Being smaller, the new engines have given teams more space to play with, easing packaging issues. However, everyone has chosen to keep number one cylinder in the same place and retain the same wheelbase. This allows them to run the body tighter around the transmission, clearing more space for improved aero. Carbon fibre is moving in as the material of choice for transmission casings, with the Honda 'box entering its second season and the Ferrari casing now almost entirely carbon. Both Honda and McLaren are believed to be running seamless-shift technology, while Williams has a working system ready to use as soon as its reliability has been proved. All the teams are now running seven ratios, the only exception last year being Renault. Bob Bell admits it was a bit marginal then so, with the reduced torque and power spread of the new engines, seven speeds were essential.

The rotary rear damper revolution that threatened to sweep the grid has stalled slightly. Midland F1 has adopted them on its M16 but Toyota has dropped them with concerns over the effectiveness of the ZF Sachs units.

Aerodynamics

Aerodynamically, the biggest influence on the cars for 2006 has, remarkably, been the engines. By cutting the power available, the FIA has forced designers to favour improved lift-to-drag ratios over increased downforce. Just how far the balance has shifted in favour of the former over the latter is impossible to pinpoint, but has been reached by all the teams through simulation. Using existing data from the tracks and predicted power delivery from the new engines, scenarios will have been run again and again to achieve an optimum achievable level of drag and downforce for each circuit

“FUEL CONSUMPTION IS EMERGING AT AROUND 15 PER CENT LESS THAN THE V10S”

visited during the season. Work then began in earnest to try and achieve those targets.

The teams have been handed one trump card in that the engines cannot physically pump as much air as the V10s so, with less combustion taking place, less heat is produced. With less cooling requirement, oil and water radiators have been made smaller. Otherwise, the odds are stacked against them and the teams talk optimistically of perhaps matching last year's level of downforce, rather than exceeding them by the usual annual increment.

Looking closely at the new crop of cars it becomes clear where these objectives are being sought. 'You are seeing far more three dimensionality in both the front and rear wings,' observes Angus Lock, chief engineer at MIRA's aerodynamics facility. 'More teams are following McLaren and

Renault's lead from last year on the front wing, using the complete plan area available to you. Most teams were going for a more aggressive profile on the front wing which gives better peak downforce figures but the efficiency is not as good as you get with a longer chord profile.

'You can also see that a number of cars are still struggling to come to terms with last year's increase in height of the front wing. A few of the vehicles are copying Renault with its biplane front wing. Williams has got a variation on that. You are also seeing more people either going to a version of Renault's 'V'-keel, like Ferrari, or a zero keel arrangement at the front, like Toyota, McLaren, Williams and BMW, to allow more air underneath. The flow onto the front splitter is cleaned up. You haven't got the single or twin keel that used to exist.'

Renault's V-keel is an attempt to achieve the same aerodynamic →



Because Every Part is Critical...

In racing, you should never rest on past accomplishments. What worked yesterday may not be what wins tomorrow. From F1 and LeMans to World Rally, CART, IRL, GP2, BTCC, DTM, World Superbike, Moto GP and more – leading teams from across Europe and around the world are making the switch to XcelDyne Technologies.

Short Run Production is Our Specialty

- World class manufacturing facility utilizing automation, robotics and computerized controls for maximum quality and repeatability
- Quick turnaround times through dedicated manufacturing cells for optimal process specialization
- Proprietary coating technologies for wear and impact resistance - thermal spray, PVD, and CVD technologies
- Environmentally controlled, metrology lab with sub micron measuring capabilities
- Superior Materials - All mil. spec aerospace certified - Optimized by in-house heat treating



Valvetrain Component Cells



Short Run Valve Cells



Engineering




Heat Treat



Coatings



Quality Control



Rapid Prototype



Valve Inspection



xcelDyne.com 42 High Tech Boulevard Thomasville, NC 27360 USA
 888.481.2310 (Inside USA) (01) 336.472.8281 (01) 336.472.2405 Fax

Setrab
Pro Line

Oil coolers for high performance cars

Reliability
 Flexibility
 Know-how

Visit www.setrab.com

**Engineered for Aviation...
 Built for Racing.**

Magnetic Debris Collector with Self-Closing Valve

- Quick check for oil debris; no draining necessary
- Standard and custom sizes available
- Electronic sensing models available
- Aerospace quality engineering

Allen Aircraft Products Inc., an industry leader in the production of aircraft system components, now offers a full-line for the automotive and racing industry.

Contact our team of engineers for your custom application today.

Allen Racing Products
 www.allenaircraft.com

Allen Racing Distributor:
 Coast Fabrication, Inc. • Contact: Mike Lang • Huntington Beach, CA • Telephone: 714-842-2603



Renault's side pods are roughly aerofoil shaped, with a complex array of winglets and chimneys. Smaller radiator inlet shape is similar to that used by McLaren



Williams' aerodynamic development is already proceeding at a rapid rate, as alterations to the radiator duct show – left, at the launch, and right, just days later

benefits as other systems, but without their structural or geometric disadvantages. Both twin and, to a lesser extent, single keel designs are structurally inefficient. The twin keel is a structural engineer's nightmare as the blade-type lower wishbone mounts have to resist bending in cornering and braking, and consequently either end up being too heavy or flex under load. The single keel is slightly better as under braking loads the forces from each side balance each other out, but it still lacks integrity in cornering when the forces from each side act in the same direction.

The Renault-style zero keel, on the other hand, feeds the suspension loads into the monocoque at much more structurally efficient locations. However, the suspension members can assume severe angles of droop in the static position that has an effect on suspension geometry. Over bumps the resulting lateral shift of the contact patch puts sudden lateral loads into the contact patch and under braking, the dive induces track variation that can cause instability. However, the size of these effects depends on the amount of front suspension movement allowed for in the car. The triangular structure of the V-keel offers better structural efficiency without the unwelcome geometric effects of the zero keel.

Despite the attempts to clean up the flow to the splitter, all the teams are running a lowered centre section on their front wings to make the most of the regulations. Introduced last year, they mandated the higher portion from a given distance either side of the centreline. Within those points, the element can be low enough to still generate useful levels of ground effect.

Lock is intrigued by this. 'If you look at the Renault and McLaren and the size of their noses, they've really trimmed them back to allow for the

reduced ride height of the front wing centre section that also allows as much air through as possible, especially the McLaren. I struggle to see how they managed to get through the crash test. They've obviously got some fairly gifted structural engineers there.'

Rear wings, too, are being influenced by last year's front runners. 'The rear wing is not in an optimal situation,' says Lock, 'it's behind a vehicle so the onset flow to the rear wing is going to be highly three dimensional. In order to extract the maximum from that, you need to align the wing to the local flow direction. It is about working different parts of the wing harder and other sections of the wing less hard in order to improve efficiency.'

'Things like the Renault floating rear flap allow you to run a steeper rear flap angle by allowing the air to bleed from the pressure side – in other words, the upper surface of the rear wing out through the end plate. You get a larger wing tip vortex that normally you are trying to get rid of, again for efficiency and drag reasons. But creating a vortex allows the air to stay attached at steeper angles of attack. The flow around the corner of the rear flap produces an up-wash that reduces separation of the flow in that area.'

Looking at the cars for the coming season, Lock notes, 'Of all the new cars I have seen the two that look to have had the most aerodynamic development are the McLaren and the Renault, which is perhaps not a surprise given the performance last year. The McLaren rear wing is a case in point. If you look at the main wing section at the top of the end plates and the lower section above the rear diffuser, they are both highly profiled sections. There's a lot of effort gone into the shape of those.'

“THE FIA HAS FORCED DESIGNERS TO FAVOUR IMPROVED LIFT-TO-DRAG RATIOS”

This level of profiling has driven the move toward central pillar mountings for the rear wings. These appeared on the BAR and Toyota last year, with Renault following suit before the end of the season. Now Ferrari is following suit, too. The strut is aerodynamically inferior but better structurally, allowing more freedom in the design of the lower wing element and the end plates that would otherwise be carrying all the rear aerodynamic loads.

'You've seen quite a big change to the sidepod design,' notes Lock, 'primarily because of the reduction of the cooling requirements of the V8. On a lot of the teams the sidepod inlet looks like an inverted L. They've chopped that back significantly. The sidepod itself is sculpted in order to get as much flow through to the top of the rear diffuser and so allow the rear diffuser and rear wing to work efficiently. It's to do with shaping the sidepod to accelerate the airflow through the gap between the top of the rear diffuser and the lower rear wing profile, drawing air from under the car.'

“TURNING VANES TRY AND KEEP AIR AWAY FROM THE REAR WHEELS”

If you look at the Renault from side view, the side pods look very aerofoil shaped – as though they're trying to encourage as much air through that gap as possible, pinching off the lower part of the radiator intake. Because they have gone to a V8, most teams have kept the same wheelbase as last year's car so you can have an even more pronounced Coke bottle profile.


The other interesting thing is some teams are running 'fake' cooling towers, Ferrari in particular. They seem to have chosen to exit their cooling air out the back of the vehicle over the rear diffuser, but they've still got the cooling tower shape as part of their package of upper body aerodynamic devices. A lot of those parts on the top edge of the sidepod are looking at controlling the flow over the rear wheels. The wheels on a Formula 1 car contribute hugely to the aerodynamic force because they are exposed. At the rear of the car a lot of work has been done on flip-ups and turning vanes and a lot of the teams are now running turning vanes to try and keep air away from the rear wheels.

The McLaren front wing in plan form has a pronounced toe out to the front wing end plates, again in an effort to shroud the front wheels from as much airflow as possible. It will be at the expense of efficiency on the front wing, because if anything you want to be expanding the air underneath it to



BMW made good use of Sauber's extensive aero facilities to rework the C24

V10's stay of execution



Two cars on the grid will be using 3.0-litre V10 engines this year, those of Scuderia Toro Rosso. With 77mm restrictors (above) being used to equalise performance, many are concerned that the greater torque of the V10s will give a significant advantage at certain tracks, including Monaco

get more low pressure rather having air being squeezed under it.

The only regulation change affecting aerodynamics is a rule mandating the lower edges of the barge boards must be 50mm higher. While this was driven by safety in an effort to prevent splinters of carbon being left on kerbs, most teams have found a significant penalty from the change.

Less power has changed the approach to driving and set up. As Tiago Monteiro of Midland F1 points out 'minimum speed in the corner has become much more important. Before, you could brake deep into the corner then turn sharply to aim the car at the exit. Now you have to turn in more smoothly and try and carry more speed. So we need a car that has a more stable rear under braking and keep its front end nailed under power out of the corner.' Engineers are predicting traction as being less of an issue, which will have an influence on set-up and some feel that drivers who can handle a 'looser' car will shine this season.

Certainly the engines have introduced a wild card to the sport. However, the more specific engine rules had taken more differentiation away from the cars. This will undoubtedly blunt the effect of big budgets but will also reduce diversity in the cars' abilities, if any existed in the first place. This season should be interesting and, with another new set of rules for 2008, there won't be time for design practice to become too established before the apple cart is upset again.

Cam and valve train

Research & Development Services

for the Performance Motor Industry & Race Engine Builders



The specialists in prototype and small batch high performance camshaft design and manufacture.

- In-house profile design
- Small batch prototypes
- Confidentiality assured
- Quick response times
- Sensible costings
- Superfinishing
- Landis 3L CNC Cam Grinder
- Extensive database of profiles available



PIPER CAMS

<http://www.pipercams.co.uk>

Piper RS Ltd, 2 St. John's Court, Ashford Business Park,
Ashford, Kent TN24 0SJ United Kingdom
Telephone: (+44) 1233 500 200 Fax: (+44) 1233 500 300

Performance Motorsports Europe is a group of independently run companies producing the most successful engine components for the world's motor sport industry. World famous names under one banner providing design, manufacturing for performance and after market engine components.

In this world performance arena PMI's technical sales team is supported by PMI's new research and technology centre.



Perfect Bore




J E Pistons



CARRILLO Rods

DRIVEN
BY
SUCCESS



Chambon Crankshafts

Performance Motorsports Inc. Europe

20 Mayfield Industrial Park
Fyfield Road, Weyhill, Andover,
Hampshire SP11 8HU
Telephone 01264 774400
Facsimile 01264 774415
www.doverpmi.com
pmiesales@andover.co.uk



There have been two empty FIA Formula 1 Championship team places since both Prost and Arrows teams failed some years ago. Even if SuperAguriF1, widely thought of as Honda's junior test team and still using many of the old Arrows' facilities and designs, do make it through 2006 unscathed there will still be an unfilled team place.

If one discounts the recent arrival of thinly veiled 'B teams' such as Scuderia Toro Rosso and SuperAguri, then the once full grid of totally different teams has now shrunk to just a shadow of its former self and gone now, for example, is the need to pre qualify. In any other marketplace such empty or 'makeweight spaces' would signal a lowering of the value of the grid and therefore a lowering of the cost of new entry, so why has Formula 1 not been besieged with new hopefuls eager to fill the spaces?

The answer is that although there have been about half a dozen new teams planned over the last few years they either bought out an existing team, were absorbed into a junior team or decided against entry for financial reasons. The planning done by one of the hopeful entrants forms the basis of this two-part feature that attempts to describe some of the machinations required in creating a new team. Part one will deal with the current Formula 1 environment, while part two will discuss an approach method and some costings for a proposed team.

So now you are in advertising

Formula 1 is perceived as a spectator sport by its loyal fans, an entertainment show by the more occasional viewer and an important business by the participating professionals. Crucially, however, Formula 1 is just another advertising medium for its paymasters – the sponsors who now fund the entire activity.

With growth in alternate advertising channels paralleling a decline in global advertising spend since the internet bubble burst, Formula 1 has been facing a turndown from its peak days when the grids were full and pay-per-view television companies bid up the price of its equity.

Those times are now past and the remainder of the mature cash cow that F1 has become is now largely owned by a City [London] based private equity investment fund group. Formula 1 is still a global business that attracts vast sums of money on an annual basis, and one would think that a dozen or so participating racing teams could make a good living from sharing that income stream and that new teams would wish to partake of the profits. But some of the major profits from Formula 1 however are not shared with its participants, due to the complex way the business has been structured over the last few decades.

Formula 1 has grown into a relatively mature network of teams, businesses and regulatory

In at the deep end

For a new team, entering Formula 1 signifies a huge financial expenditure, but do the returns justify that investment?

Words	Paul J Weighell
Photos	BMW, LAT

organisations that work together to provide an entertaining show for global television consumers. The participants' single shared goal is to attract the maximum number of viewing consumers who are prepared to buy the products and services advertised by the sponsors.

It is perhaps important to recognise that the Formula 1 administrative machine is internally cleaved into two parts and that the racing, sporting and technical side of Formula 1 is no longer directly in control of the commercial side. The two aspects, and indeed the teams, are tightly bound by the ubiquitous Concorde Agreement and the lease that allows the FIA-branded Formula 1 World Championship to be publicised, exploited and broadcast exclusively by the Formula 1 group of companies for very nearly the next century.



Max Mosley (top) heads the FIA, while Bernie Ecclestone heads the F1 group of companies

The two faces

The two faces of Formula 1, however, are not part of the same legal entity and one cannot pass the liabilities of one to the other. From a new team viewpoint the split is unfortunate as one has to deal with a number of entities but, most importantly perhaps, it means that formal acceptance to race by the FIA does not necessarily guarantee commercial acceptance by the Formula 1 group of companies. As we shall see in part two, this can pose a serious financial hurdle to a new team.

The two aspects to Formula 1 are:

1) The Federation Internationale De L'Automobile (FIA). The technical, rule making and competition running side of Formula 1 racing, headed by its

recently re-elected president, Max Mosley. The FIA controls the intricate technical organisation of cars, teams, tracks and racing. Broadly speaking, it is the FIA's task to ensure the competition is run smoothly and to a set of rules that keeps it at the supreme head of motorsport, whilst retaining the fig leaf of an equal opportunity sport ie one where spending the most money does not automatically guarantee a win. The FIA owns the rights to promote and exploit the F1 brand but leased those rights for 99 years to the Formula 1 group of companies for a single payment of about \$350m, plus a more modest annual payment. None of that money reaches

either existing or new teams.

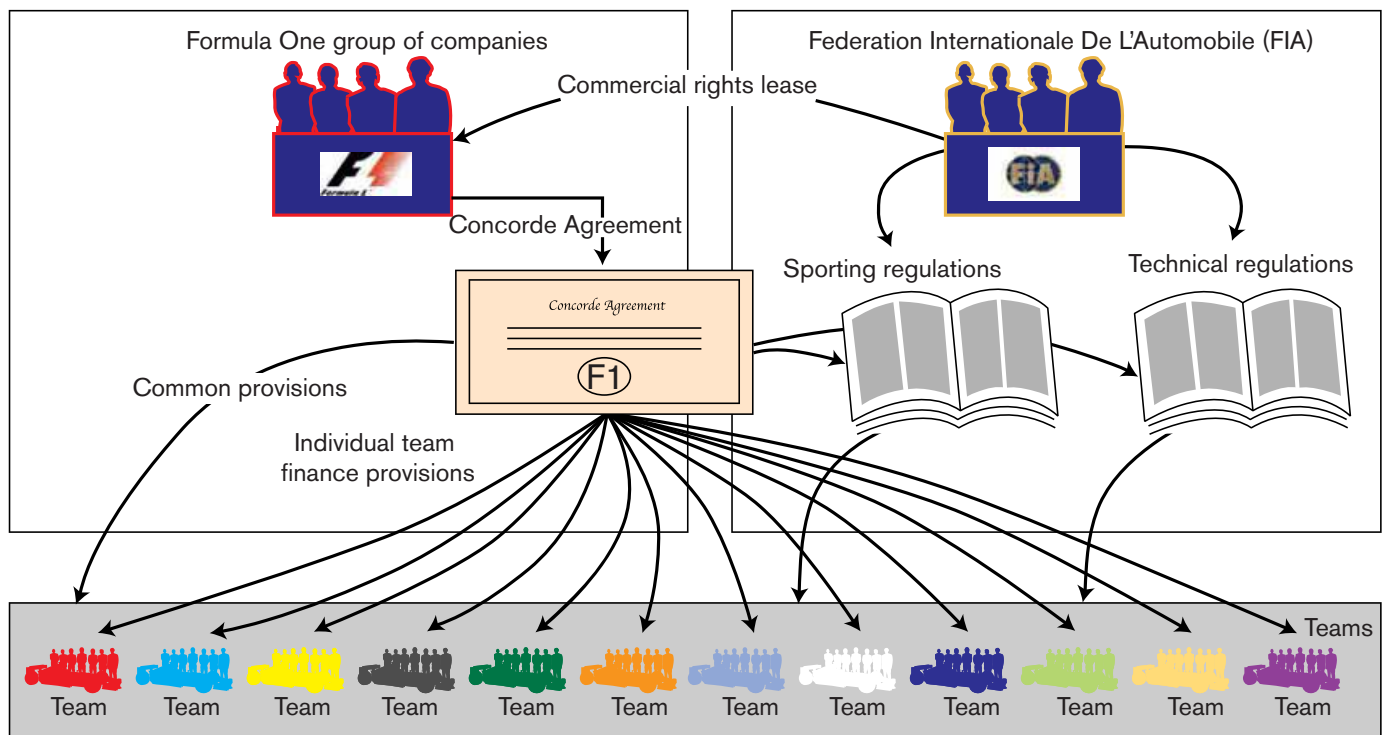
2) The Formula 1 group of companies. In contrast to the single entity that is the FIA, the broad range of commercial rights to the Formula 1 brand are exploited by a group of closely related commercial companies, nearly all of which were created by Bernie Ecclestone.

At the lowest administrative level each of these companies was formed to exploit one vertical facet of a Formula 1 commercial opportunity. For example, the Formula 1 Paddock Club provides team sponsorship hospitality facilities at each race, while the Formula 1 Licensing Company provides controlled promotional access to the various brand identities claimed by the Formula 1 group of companies, and so on.

After much complex interlinking, legal wrangles and transfers of ownership the largest beneficial owner of the entire Formula 1 group of companies is currently CVC Capital Partners, a London-based private investment fund group. At the time of publication, both Lehman Brothers bank and Bernie Ecclestone himself (and/or his Bambino organisations) are minor equity holders in the holding company Alpha Prema UK Ltd, formed by CVC Capital Partners to own and control the Formula 1 group of companies.

The largest single money spinner is the sale of licenses to television companies to broadcast races. Originally Bernie Ecclestone's Formula One Promotions and Administration company (FOPA) handled the TV contracts on behalf of the teams who were then paid 47% of the gross income with another 30% going to the FIA. Additionally the track promoters paid their money directly to →

One formula, two chemists



Eibach® THE WILL TO WIN SPRINGS



ISO 9001 QS 9000

For more than 50 years, Eibach Springs has dedicated itself to one simple quest: building the finest springs in the world. When other springs sag, or need frequent replacement, top race teams, from F1 to WRC, from Le Mans to NASCAR, inevitably turn to Eibach. And, also inevitably, wonder why they didn't choose Eibach in the first place.

- Ultra-Lightweight for Reduced Unsprung Mass
- Maximum Deflection in Combination with Smallest Block Heights
- Exceptional Block Resistance and Durability
- Lowest Side Loads with Load Center Ideally Located Relative to Spring Axis
- Guaranteed Rate Consistency and Linearity

Performance Perfected.

Germany

Eibach Federn
Am Lennedamm 1
57413 Finnentrop
☎ 49 (0) 2721 / 511-0
☎ 49 (0) 2721 / 511-111
✉ eibach@eibach.de

USA

Eibach Springs, Inc.
264 Mariah Circle
Corona, CA 92879
☎ (1) 909-256-8300
☎ (1) 909-256-8333
✉ eibach@eibach.com

England

Eibach Suspension Technology Ltd.
Unit 25, Swannington Rd.
Broughton Astley
Leicestershire LE9 6TU
☎ 44 (0) 1455-286524
☎ 44 (0) 1455-285853
✉ eibach@eibach.co.uk

Japan

Eibach Japan Co., Ltd.
14-1 Kamiikedai 2-chome,
Ohta-ku,
Tokyo, 145-0064
☎ 81 (0) 3-5499-6342
☎ 81 (0) 3-3726-7605
✉ trading1@eibach.uec-group.com

Australia

Eibach Suspension Technology P.T.Y. Ltd.
3-4 Prosperity Parade
Warriewood 2102 NSW
☎ 61 (0) 2-9999-3655
☎ 61 (0) 2-9999-3855
✉ eibach@eibach.com.au



Ferrea
RACING COMPONENTS


**TITANIUM
STRENGTH
ENGINEERED TO WIN**

Ferrea Racing Components

proudly offers the finest Chrome Nitride (CrN) coated titanium valve line for the race market.

- **Forged** from special high-temperature titanium alloy ensures greater molecular density and increased resistance to higher levels of fatigue and tensile stresses.
- **Proprietary Chrome Nitride (CrN) coating** introduced by Ferrea a decade ago has set the standard for today's industry valve manufacturers. Our unique CrN coating is applied uniformly to the entire valve forming a protective insulating barrier from high engine temperatures, which also increases heat dissipation to the valve guide surface and reduces friction and wear without delaminating or flaking.
- Extensive **multi-staged heat treatment** and **stress-relieving** process to ensure molecular integrity and prolong valve cycle life.
- Ferrea works with many engine suppliers to Aerospace, Cart, Formula 1, IRL, ALMS, Le Mans, Nascar, USAC, NHRA and IHRA, World Rally, and other forms of professional motorsports, all in strict confidence.
- Industry leader in manufacturing turn around time on all custom valves.
- Certified ISO 9001 / QS 9000, TS 16949, ISO 14001.

Call for your complete Ferrea valve train solutions or inquiries.



Tech Line: 954-733-2505 • Toll Free: 888-733-2505 • Fax: 954-735-2179 • 2600 NW 55th Court, Suite 238 • Ft. Lauderdale, FL 33309, USA • www.ferrea.com • Email: Ferrea@ferrea.com

FOPA who in turn doled it out as prize money to the teams, an arrangement which still exists albeit under a different company name. Over the last two decades FOPA has mutated into the Formula One group of companies and the teams have lost the right to negotiate TV contracts directly. The TV income spilt may have changed although the figure of less than half the gross income going to the teams seems likely to have remained.

It is to Bernie Ecclestone's enduring credit that he has almost single-handedly turned the commercial rights, and thus the entire Formula 1 shooting match, into the hugely successful advertising business it is today, and we understand that about 200 millionaires have been directly created within the sport during its primary growth phase.

From the new team viewpoint, however, it must be said that none of the money made within the Formula 1 group of companies makes itself available at the rear of the grid where a new team might be expected to start.

Money machine

The Formula 1 group of companies makes money by selling (or leasing) the rights to hold races to the circuit owners, the rights to broadcast races to television companies and a host of other rights related to all the individual activities from trackside advertising and corporate hospitality to promotional branding and merchandising. The total value of the businesses involved has been



Arrows eventually folded after a few seasons of financial uncertainty. SuperAguri has picked up the pieces and will return some of the Arrows cars to F1, even though Minardi had been banned from doing this

set by some at \$3bn, although it is worth noting that the most recent sale of the largest equity stake – held by Bayerische Landesbank – to CVC Capital Partners was reported to have been for \$1bn for 46.65 per cent of the whole. This, in turn, would value the entire brand at about \$2bn if the other partners were to be offered the same deal conditions – a likelihood not at present thought to be a high probability.

The commercial TV companies profit by selling retail advertising space in and around the race screenings. There is a higher level of the wealthier 'ABC male' that wishes to watch TV F1 than those that wish to watch football, for instance, but there is no guarantee that F1 in the future can continue to attract such an audience. Any move

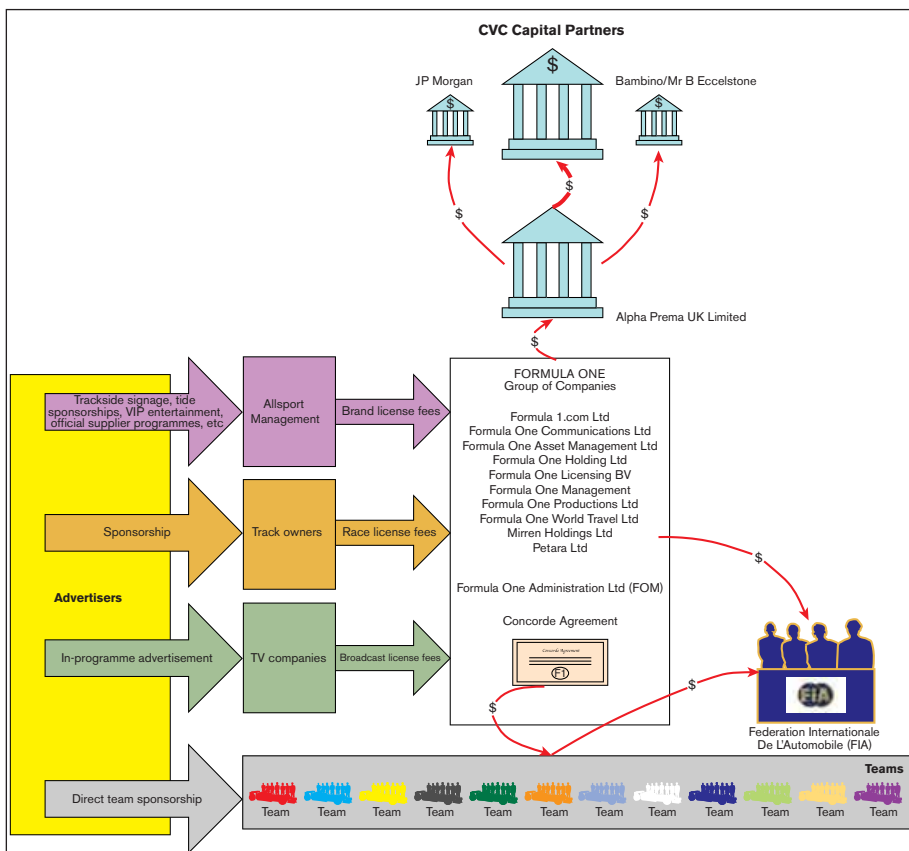
downmarket by hobbling the cars' performance, for instance, could lose money throughout the entire enterprise. It may be for this reason at least that the FIA seeks to retain a high standard of entrant and an expensive entry gate for prospective new teams to ensure they exude the right Formula 1 ambience.

Amongst their other income streams the track owners sell tickets and franchise licenses to cater for the 100,000 or so trackside spectators at each F1 race. Whilst in recent years the attending spectator numbers have fallen, the cost of staging an F1 race has risen. It is thought that the tracks pay a minimum of \$15m a year, with a contracted annual increase of 10 per cent. While Spa looks to have gone at least for 2006, Silverstone's troubles are well known and Monza is also reported to be feeling the pinch. It seems that although the newer, flyaway venues are expensive to build and maintain, the governments of the newer hosting countries are happier to subsidise F1 as advertising for their countries. If some tracks cannot run as profitable businesses in their own right then they will close and the races will move elsewhere, the A1 ring being a prime example of this. From the new team point of view this may be inconvenient as testing may move further away, but otherwise it is of little importance.

The FIA makes its Formula 1-related money from the commercial rights lease fee from the Formula 1 group of companies, as well as an annual \$250,000 licence fee from each team.

The teams, after at least two years existence, may receive money from their Concorde Agreement's commercial benefit provision. The exact amount that each team may receive is secret and likely to be different from any other team as the Concorde Agreement is negotiated between the team and Formula 1 Management Limited, another one of the Formula 1 group of companies. Having said that, the amounts received are roughly proportionate to a team's importance to the sport. Or, put another way, proportionate to the number of TV viewers they attract, with Ferrari, unsurprisingly, taking

The money machine



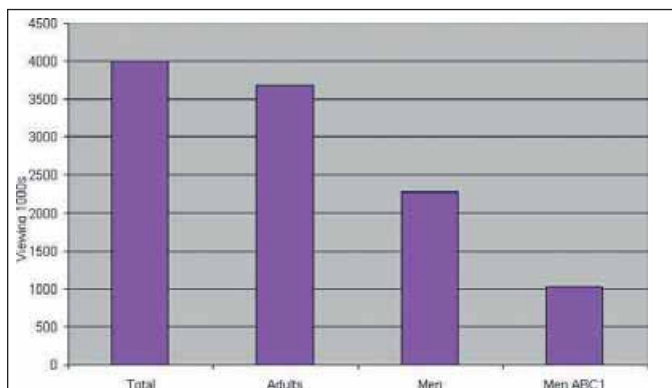
Formula 1 – starting a new team pt 1

the largest share. Some money may be paid out earlier than the two-year limit if a team's racing performance rates the contracted performance rewards. Most team income however comes from selling their own brand name for partner use by an engine producer or other large manufacturer and also by selling the retail advertising space on the cars, driver apparel and ancillary racing equipment. Other deals include undertaking to use sponsors' products within the team or to share technical expertise with sponsors. All these methods must combine to produce sufficient wealth for the teams to race.

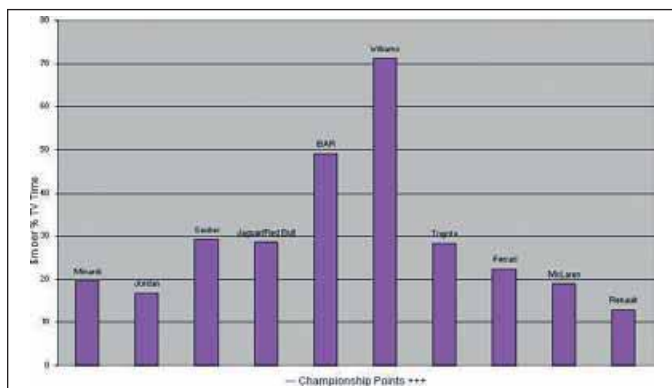
Enough income to race, however, is not the same as enough income to make a decent profit, and teams may scrape by without creating real capital wealth for those that own them. It is worth noting that several teams thought they had an agreement to share some of the capital realised when a major part of the sport was sold off some years ago by Bernie Ecclestone (that part bought eventually by CVC). Both Williams and McLaren were somewhat annoyed when they found out they were not in fact included in the profit share and subsequently sued their advisors. The advisors had seemingly advised the teams to contract to partake in the profits of one of the Formula 1 group of companies, but that particular company turned out not to have been the one which owned the rights that were later sold. It is important when dealing with the Formula 1 group of companies to ensure that one deals with the right company for the right task!

Viewing time

In order to find the money to go racing the teams become commercial brands in their own right, such as McLaren did when it marketed hi fi and as Ferrari does when it sells hats. Cars become little more than moving billboards to display TV adverts and their value as billboards depends on the teams' attraction to the TV fans and the amount of TV screening time the team can achieve. In some cases it may be more lucrative



Breakdown of typical UK television viewing figures for Formula 1



Value for money, F1 style. TV time per dollar is what success is measured in and the more TV viewers a team attracts, the more it earns

for a team to lose a position on the track if it can gain additional TV time for its sponsors but, as a general rule, it behoves a team to do well and increase its championship points as that raises its longer term billboard value.

The amount of time that the F1 television show focuses on each car, and therefore its carefully placed advertising graphics, is logged and the data proves very interesting. As an example, new or small budget, low-performing teams are usually given less than four per cent of the talk/screen time. Calculating from the 2005 championship points and the percentage television time, the effective advertising data is charted as TV time per dollar.

During the 2005 season the lowest cost per percentage television time was Renault at about \$13m per one per cent time, using our informed

estimate of Renault's expenditure for the season. Williams fared poorly for its main sponsor at a whopping \$71m per one per cent television time, and this factor may have played some part in BMW moving its advertising spend away from Williams to invest instead in its own F1 team ie buying and re-branding Sauber as BMW for 2006.

The best television exposure value was achieved both by the championship leaders – unsurprisingly – and the tailenders. The top and bottom four teams showed similarly good returns for their advertisers' investment, whilst the poorest spending decisions for advertisers seem to be those whose sponsored midfield teams. It is therefore some comfort for hopeful new teams that there is a threshold of minimum television time spent per team, and that seems to be more than might be thought on a simple championship points basis.

Brand new teams will also get some additional exposure just by being new Formula 1 teams. This is such a rare event these days that media attention will result from the first public announcement. One new hopeful during 2005 made the announcement that it wished to enter Formula 1 in the longer term and this alone generated several international broadcast media interviews and about 300 internet references.

Starting a new team from scratch then can present sponsoring advertisers with a competitive exposure advantage at a lower cost than funding an existing team, and it was partially on that basis that our hopeful entrants decided to plan for a new team.

To be concluded in part 2...



Prost was another example of a team that failed financially. A group of investors later purchased the Ferrari-engined cars with a view to returning them to the grid but the FIA prevented this from happening

Driving Racing Technology to the Street. Del West titanium valves.

One more thing the Corvette Z06 and the C6.R have in common.



www.delwestusa.com

USA	Europe
(800) 990-2779	+41 (0) 21 967 21 21
28128 W. Livingston Ave.	ZI Les Vernes
Valencia, CA 91355	CP 80-1852 Roche



Most race engine builders choose 'Kent Cams' not because there is no other choice, although to some there isn't, but because no one else offers our un-paralleled dedication to performance. We don't fabricate exhausts, we don't produce standard cams!

We concentrate on manufacturing the most advanced cam profiles and valve train products currently available outside of an F1 engine. Whether you require one cam follower or a full camshaft and valve train setup, you can be sure that you will receive the same exacting precision that goes into all our products.

OUR DOORS ARE ALWAYS OPEN!



Kent Performance Cams Ltd.

Units 1-7 Military Road, Shorncliffe Industrial Estate, Folkestone, Kent CT20 3SP

Tel: 01303 248666

Fax: 01303 252508

Email: info@kentcams.com

Web: www.kentcams.com



Optimising education

A university most people have never heard of and a graduate degree programme many don't know about is producing some of racing's brightest new engineers

Words	Brett Becker
Photos	Becker; UCF

Sometimes, when the University of Central Florida campus is quiet and the wind is right, you can hear the faint roar of a Nextel Cup engine screaming at 9000rpm on the dynamometer in the university's engine lab. Yet most of the university's 40,000 students – and a large part of the motorsports community – don't even know the engine lab exists, which is something engineering professor Dr Robert Hoekstra would like to change.


Hoekstra has developed a graduate-level programme in race-engine optimisation that is a masters degree all its own. Now in its ninth year, Hoekstra's programme is still the only one of its kind in the United States but, other than word of mouth and a few scattered news clips, not many people have heard of it.

Students have come from as far afield as California and Montana to earn their masters degrees in engine optimisation, but many of the students seemed to hear of the school by pure chance. For example, Don Delias, one of the programme's first graduates, heard of it from a friend who saw a flier tacked up outside a University of Tennessee professor's office.

While Ed Hilker was studying materials science at the University of Florida when he learned of the programme through a newsgroup on the internet. Another, Chris Wagner, who earned his masters in engine optimisation and has since gone on to study for his PhD at UCF read about it in a news brief in the *Wall Street Journal*.

In addition to being little known, Hoekstra's programme is limited access. To keep the professor-to-student ratio low, Hoekstra now only accepts between four and six students to study at a time because he is the only professor. He has had as many as 20 students in the past, but found it didn't allow him the scope to focus on their learning, his mentoring and research.

So what does it take to get in? 'One, you've got to be bright, but you don't have to be the brightest person that's ever walked,' Hoekstra said. 'You've also got to be smart and got to be able to learn, but you've got to want this more than anything else. Not "I want to someday design cars for General Motors, or I want to do the best engine General Motors has ever seen." Tell you what, go to MIT, go to University of Michigan. You want to be in racing, you come here. This is about racing,



Hoekstra now only takes between four and six students on the masters degree course in order to be able to devote adequate time to their learning and mentoring

and specifically about racing engines.'

Hoekstra's programme got a boost in 2000 when the late, legendary engine wizard, Smokey Yunick, donated to the school his patented 'Smoketron', which can spin-test a full Nextel Cup race engine. Like a Spintron, which drives a cam gear, camshaft and valvetrain via a chain and sprocket fitted to a straight shaft mounted where

a crankshaft normally would go, the Smoketron can rotate a full, non-firing race engine, complete with crankshaft, rods, pistons, balancer and flywheel, camshaft, valvetrain, fuel delivery and carburetion. To get a Nextel Cup engine to spin at 9000rpm takes a 300bhp electric motor that runs on 440V, three-phase power.

'Its main value is in studying parasitic losses in

an engine,' Hoekstra said of the Smoketron. 'But you have to be very careful. If you make an improvement on the Smoketron, odds are very high that you've made an improvement on a running engine. But you may not have because when the engine's running on [the Smoketron] the pistons are not loaded the same way. Because they're not being driven down, they're always →



Hoekstra with the Smoketron, the machine Smokey Yunick built to spin test Nextel Cup race engines, donated to the engine optimisation programme in 2000

being pulled down and there are some real problems with ring seal. Pistons don't like to seal very well, and so you throw huge amounts of oil out the exhaust on there. Since we've got this different kind of oiling going on than what you have in a running engine, there are some things that are not the same. Those are things that we had to learn.'

Student Chris Wagner used the Smoketron to do research on oil pumps and oil pans in conjunction with Dodge Motorsports. Neither he nor Hoekstra were at liberty to provide any more detail, but they were studying rheology – how oil's density varies as it flows through the engine. 'I'm allowed to talk about the fact that we studied it, but I can't talk about the results,' Hoekstra explained. 'As a result of using it, we learned things about what goes on in the oiling system of an engine that people had been wondering about for a long time and hadn't been able to figure out. One of the projects we have to do is correlate that data in a running engine from the dyno.'

Hoekstra first met Yunick on a plane ride home from a trade show in the early 1990s and the two struck up a lasting friendship. After Hoekstra developed the university's engine programme, he would take his students on field trips to Yunick's 'Best Damn Garage in Town' – about an hour away in Daytona Beach.

“THE CURRICULUM CENTRES ON A DISCIPLINE UNIQUE TO INDUSTRIAL ENGINEERING”

'I remember Dr. Hoekstra telling Smokey about tubular boosters that extended into the small plenum between the carburettor and the restrictor plate used to direct air flow through the restrictor,' said graduate Ed Hilker, who has

worked for All Sports Telemetry and Hendrick Motorsports. 'Smokey said, "hold on Bob, wait a minute, here."' He walked back and brought out this dusty old carburettor with extension tubes in each place for each booster. So it was something he'd tried maybe 10 or 15 years ago. It just shows the amount of things he's tried and the knowledge he had about engines.'

When Yunick donated the Smoketron, UCF named the engine lab in his honour. Yunick was suffering from the late stages of leukemia at the time. The school named the lab, what else? 'The Best Damn Garage on Campus.'

A challenge Hoekstra faced early on was establishing the degree programme under the industrial engineering umbrella, rather than mechanical engineering. Most students who have entered the programme have bachelors degrees in mechanical engineering but, Hoekstra points out, his curriculum centres on a discipline unique to industrial engineering: optimisation, specifically through the use of an advanced

East meets West

Headquartered in California, Toyota Racing Development has imported four graduates from the University of Central Florida's engine optimisation programme.

That Toyota Racing Development has hired four UCF graduates since 2000 might indicate the calibre of students who come out of the school's engine optimisation programme. Another, and perhaps stronger, indicator is that TRD mentions UCF in its media kit, along with other prestigious US engineering schools such as MIT and Caltech.

UCF grad Don Delias, a senior track support engineer, has been with TRD since 2000. Before landing a position with TRD, he interned with the Jasper Engines NASCAR racing team. His job at TRD has been to develop and calibrate engine control systems for Toyota's Indy Racing League engines.

'The work that I've done on the dyno and at the track, and the work I do at TRD is primarily just engine driveability, engine controls,' Delia said. 'We control the way the car shifts, the way it decelerates and the way it accelerates. We control everything from the fuelling to the

way the traction control works. I think we have one of the most driveable, responsive engines in the IRL.'

Launched in 1979 as the US performance parts distributor for TRD Japan, TRD USA has grown to employ more than 240 engineers, designers, engine builders,

technicians and administrative staff at three locations across the United States: Costa Mesa and Tustin, California, and High Point, NC.

A subsidiary of Toyota Motor Sales USA, TRD has developed cars and trucks for competition in CART, IRL, Craftsman Truck Series, IMSA,



Don Delias, a graduate of UCF's engine optimisation programme, now works as a senior track support engineer at TRD where he is responsible for developing and calibrating engine control systems on Toyota's IRL engines

statistical method called response surface methodologies, or RSM.

'The mathematical model that you build of an engine is more than 10 per cent off,' Hoekstra said. 'Well, a model that's more than 10 per cent off is useless to me if I'm designing a race engine, as we're looking to improve the engine by one per cent. My model can't be off by 10 per cent.'

A mechanical engineering approach follows the scientific method in which researchers change only one variable at a time so as to pinpoint which variables effect specific changes in an engine. It's an effective methodology in many disciplines, but it falls short in extracting trace amounts more horsepower from a race engine, Hoekstra said. 'Say we want to find the optimum camshaft and head combination, what do we do? We swap camshafts until we find the very best camshaft because we change one factor at a time. Then we change heads. Why would you assume now that the camshaft is the right camshaft to match the different heads?



Smokey Yunick (centre) with a group of University of Central Florida race-engine optimisation students

'So, this whole thing about changing one variable at a time will never get you there,' Hoekstra added. 'The old scientific principle, you only change one variable because if you change more than one variable you don't understand

what you've changed – that's absolute nonsense if you do it mathematically.'

RSM is what makes changing multiple variables possible, and it's the linchpin of Hoekstra's programme. The powerful statistical method allows Hoekstra and his students to find an optimum combination for any engine, even though they never physically tested the combination. Part of why a mechanical-engineering approach to getting the most from a race engine doesn't work as well as optimising with RSM is because it automatically assumes laminar flame travel within the cylinders, when the burn is known to be unsteady and chaotic.

“RSM MAKES CHANGING MULTIPLE VARIABLES POSSIBLE”

'We don't know how to model an unsteady burn. We don't know how to model chaos,' he said. 'One of the papers I wrote proved the entire combustion process is chaotic. How in the world can I write a theoretical, first-principles model of something that we have no modelling techniques to even describe? So what do you do? You assume it all to be laminar. As soon as you assume it all to be laminar, you're more than 10 per cent off.'

Hoekstra said that as a result of all the Society of Automotive Engineers papers he has written, major automobile companies have begun to teach courses on RSM. However, if a company or race team really intends to implement RSM, they'll need to spend time studying the method intensively, really getting it under their collective belts. But once an engineer is fluent in RSM, it can save a lot of time.

'As far as dyno work, RSM is really a good idea,' said graduate Don Delias, now a track support engineer with Toyota Racing Development. 'It →



TRD's Indy V8 engine

NHRA, Pike's Peak Hillclimb, Grand Am Rolex series, IPower Dash series, off-road truck racing and Toyota's signature open-wheel Atlantic cars, among other racing efforts. TRD now also develops aftermarket performance products for Lexus.

Despite 14 IRL victories – including the Indy 500 – 16 pole positions and both a drivers' and a manufacturers' championship for Toyota-powered cars in 2003, the company announced late in 2005 that it will no longer campaign in the IRL. But that doesn't mean TRD is scaling down its racing efforts. The company's recent successes in NASCAR's Craftsman Truck Series – four race

wins in its initial 2004 season – have shifted the company's focus, Delias said.

'I think the company has a pretty good vision,' he continued. 'It had the foresight to see that CART was not going to succeed and took the initiative to switch to the IRL. Once we switched, Honda followed. Now we have re-directed our attention again,' he said. 'We're in the Truck Series right now and I'm pretty certain there are plans for us to be in the [Nextel] Cup Series in the near future.'

For Delias, a career in motorsports is something he has been targeting since studying for his bachelors degree at the University of Tennessee in Knoxville. 'Motorsports is kind of a dream,' he concluded. 'There are a lot of undergrads who have an interest in cars, and I think they fully realise they'll probably be working somewhere in production and that they might be involved in the design and development of a production vehicle. I don't think anyone really thinks they're going to end up in racing.'

Then again, a good education never hurt anyone.

Brett Becker


helps you produce useful results with a limited amount of time or effort. That's really what you need. If you tried to attack some complex application on an engine, it could take you weeks of running every day to get the result, whereas using response surface methodologies, you could actually kick out the result within a day, which is ideally what you want, before the weather changes or anything else goes on.'

The UCF programme provides students with a good general knowledge of theory, engines and engine building, experience through an internship requirement and the opportunity to explore specifics through their thesis work. Graduates have landed jobs with some of the top racing teams and motorsports companies, such as Roush/Yates Racing Engines, Toyota Racing Development, Katech and Hendrick Motorsports.

'I came to Katech knowing I was staying. They thought it was an internship but I knew it was long term,' said Caleb Newman, one of the programme's first graduates. 'It was my plan from the start that I was going to stay on at Katech.'

According to students and graduates, the programme isn't without shortcomings. For example, since most of Hoekstra's contacts within the racing industry are primarily from NASCAR, that means the bulk of study and research students do focuses on carburetted Nextel Cup engines. Students graduate with knowledge that allows them to learn electronic powertrain management, but it's not part of the curriculum.

'Our lab, all of the donated equipment we get is stock car-type stuff,' Hoekstra said. 'No one has ever donated to us an IRL engine or a real sportscar engine – I'd love to have one and we would do research on it – but everything that is donated to me is NASCAR stuff, so that's what we work on. It's where I had the best contacts. It's where I knew people I could call and get help.'



Caleb Newman, a UCF graduate now with Katech, and one of the Cadillac GTs using the company's engines

Another problem is funding. For students, most of whom come from out of state, it means tuition, lab expenses and some of the expense for parts they need to conduct their research all come out of their own pockets. A limited budget also means Hoekstra is the only professor. And when he retires, though that's still at least 10 years away, the programme may be retired with him.

“THE BULK OF STUDY FOCUSES ON NEXTEL CUP ENGINES”

Students and graduates interviewed point to another shortcoming, but its answer is more elusive than additional funding or changes in curriculum. Research projects are often tough to come by. Race teams would love to have Hoekstra's students do engine research for them, but any 'power secrets' a student finds become

public when written about in a thesis, and race teams prefer to keep the findings to themselves. 'It has become so competitive in NASCAR that there is no way we can work with NASCAR teams because there is no way to ensure absolute security,' Hoekstra said. 'Once my students have it in their heads, they can sign a non-disclosure agreement and be absolutely ethical and never tell anybody what they did. But they know what they did and they're going to utilise it in their jobs; I would expect them to. That's why they went to school. It's an absolute Catch 22 – as it has become more and more competitive, it has become more and more difficult for us to work with teams. That's why we don't work with Penske or any of the other teams anymore. And they've all apologised and said, "We'd love to have you do it but we can't." And I understand that they can't.'

Once students graduate, they are certainly equipped to work in racing. The final catch – and this is why Hoekstra insists on a passion for racing before he admits a students – is that entry-level wages aren't the greatest. He tells them up front that with a bachelors degree in engineering, students can expect to earn a starting salary of about \$40,000 (£23,000) a year. If they graduate with a masters, they can expect about \$55,000 (£31,500). If they graduate from Hoekstra's programme, he can virtually guarantee them \$25,000 (£14,300) to start. After students hear him repeat it enough, they realise he isn't joking.

'For anybody who might be thinking about contacting the school about the programme, it's definitely not for people who think, "Oh, motorsports is cool, let's go give that a shot," said graduate John Gross, who works for Roush/Yates Racing Engines. 'You definitely have to love it to do it. The programme is not easy, the classes are not easy and the work is not easy. Once you graduate, you're working like crazy. It's definitely something you have to be passionate about to succeed at. But given all that, if I had the chance to do it again, I'd do it in a heartbeat.'



John Gross, a UCF graduate now with Roush/Yates Racing – 'you have to be passionate to succeed,' he says

TUBULAR STAINLESS STEEL

HIGH PERFORMANCE

EXHAUST MANIFOLDS

FOR RACE, RALLY & ROAD CARS

- Computer Aided Design ensures equal length primaries
- CNC Mandrel bent tubes for optimum flow
- Gas purged TIG welds for extra strength
- Digitally checked for a precision fit
- Independently dyno verified power figures
- Free flow CFD optimised catalysts
- Proven products for popular performance cars
- Bespoke manufacturing service for specialist vehicles
- 23 years experience of exhaust manufacturing



BTB EXHAUSTS - SOUND ENGINEERING



Tel 01327 261797
Fax 01327 263577
www.btbexhausts.co.uk

DESIGNER AND MANUFACTURER
FOR THE MOTORSPORT INDUSTRY



Design Engineering
Precision Forgings
Forged Pistons
Performance Cylinder Liners
Block Conversions
Bore Coating

Perfect Bore Ltd
+44 (0)1264 774330
e-mail sales@perfectbore.com
www.perfectbore.com



The Custom Crank &
Engineering Co. Ltd

Specialist manufacturers
of crankshafts for
Automotive
Motorsport
and Industrial
applications

CAD | Machining | Grinding | Balancing | Inspection

The Custom Crank & Engineering Co Ltd
Sunbeam Works, Moore Street South
Wolverhampton WV2 3JN
Tel: 01902 422144 Fax: 01902 422133
Email: info@customcrank.co.uk

Fruits of the loom



An essential but often overlooked are a of racecar engineering, wiring looms can reward your care and attention more than you might think

Words	Sam Collins
Photos	Beru F1; Collins

Right, we've finished the car – engine in, clutch aligned, fluids are in, better stick the electrics in then... It happens like that more often than you might believe. A competition car's electrics are often an afterthought, which is fairly incredible when you consider just how vital they are. This is the point at which a comment such as 'it can't win you the race, but it might lose you the race' could easily be inserted, but in truth a well-prepared loom can give a car a performance advantage, not least by saving weight and reducing servicing time. Yet still few seem to consider this.

In Formula 1, where having a professional finish to every component borders on the obsessive, the looms are more fighter jet than racecar. Some of the components are not even designed for grand prix racing at all, but rather for aerial combat. It is genuinely cutting-edge technology, and cutting


edge is usually another way of saying expensive. But it's not as bad as you may think. At the end of the day, like any wiring system, a racecar's wiring loom is just a few wires, various connectors and a bit of heat shrink. However, in professional motorsport looms can be fiendishly complex, and their construction is a specialist task. Consider that every single sensor on a grand prix car needs a complete circuit, then consider at times teams will use well over 100 of the things. Already that's

a vast amount of wire, and there's a lot more than just sensors in the electrical system of a modern Formula 1 car. And the situation gets worse when you look at something like a World Rally Car with lighting systems, intercoms, various mode controls for the differentials, transmission and engine and so on.

Interestingly, wiring loom design will be a victim of the 2008 F1 upheaval, loom components and function coming under the control of the FIA. In theory this will prevent teams from indulging in any electronic trickery outside of the rules, and the only significant difference between each teams' loom will be its shape and length, due to differences in chassis design.

Some teams build their looms in house and others outsource the work to companies like Beru F1 Systems, who'll prepare you a complete, bespoke loom, at a cost. When it comes to that

“IT CAN'T WIN YOU THE RACE, BUT IT MIGHT LOSE YOU THE RACE”



Aerospace-spec connectors ensure positive location and reliability – paramount concerns on a racecar



“WIRING LOOM DESIGN WILL BE A VICTIM OF THE 2008 F1 UPHEAVAL”

cost it really is a case of 'how long is a piece of string?' Or wire as the case may be. Full specification grand prix car harnesses can be in excess of £20,000 (\$35,000) and take up to 300 hours to make, but other cars can be just a fraction of that.

Chicken or egg?

Whilst loom making (loomery?) is complex work it's often impossible for racecar manufacturers to prepare a loom before the car is built. Even in this age of CAD-designed teacups, it is not always possible to get an accurate 3D model of some substantial parts of a car, as Ewan Baldry of Juno Racing explains: 'we do the loom and plumbing after the car is built, but we would like to do it earlier and our CAD package has a bolt-on that allows you to design the wiring as you design the rest of the chassis. The problem is often the engine though, which you don't always have an accurate CAD model of, so the plumbing and wiring has to be done on a real engine in a real chassis.' This approach seems to work for Juno though as its neat looms have never experienced any significant problems.

With the notable exceptions of the works teams in the WRC and F1, all but a few design their looms after the chassis, meaning after the car →

Hints & tips on loom construction

Beru F1 System's principal technical director, Gary Norman, has put together a few dos and don'ts for making a loom exclusively for *Racecar*.

1. Create a pinout or schematic drawing of the car's electrical system.
2. Create an accurate layout drawing that details the dimensions of the loom.
3. Consider current requirements, wire sizes and type and voltage drop.
4. A racecar is a hostile environment. Consider that the loom is likely to come into contact with various fluids like water, oil, grease and fuel. The temperature in the engine bay and other areas is also a major design consideration – even if the engine bay is open it can still get very hot. Vibration is also pretty extreme, and running kerbs or on gravel can really shake things up.
5. Connectors – choose ones that will suit the environment and wires you are using.
6. Cable protection – there are a number of ways of doing this, but make sure you use a suitable product to protect the wires.
7. Serviceability – you might have to change something quickly when removing it from the chassis, it is all too easy to cut a wire whilst removing cable ties.

8. Avoid sharp edges when routing the loom through the chassis, particularly when passing through bulkheads. The car will flex when running and this could cause problems with the loom.

Norman also gave some pointers on assembling a loom:

- A. Make sure you have the correct tools for the job
- B. Check your work as you build the loom
- C. The old adage of measure twice, cut once really does apply, but also make sure you don't stretch the loom. Start long and trim from there.
- D. Check the loom once it's complete. Is everything connected as it should be?
- E. Carry out a system or bench test before fitting the loom to the vehicle if possible. Some firms like WilliamsF1 have special rigs built to test their looms. If you have time it might be worth investigating constructing one of these.
- F. Remember, smoke is bad.

Though most of this seems common sense, it's worth bearing in mind that even the professionals make mistakes. Apparently it is quite common for overworked mechanics to drill through the wiring loom by accident...



Loom construction is relatively straightforward but requires concentration, some specialist tools and nimble fingers



F1 SYSTEMS



precision speed



For every major professional motorsport formula, BERU F1 Systems engineers accurate, robust solutions – fast.

Electrical Connectors – Shortest lead times from in-house manufacture of the Souriau Autosport range. Ultra compact Size Two connector up to 48% lighter available now.

Tyre Pressure Monitoring – F1 to Rally Raids and now the world's fastest road car, accurate, configurable systems for safety and performance.

Composites – Novel design and manufacturing processes provide significant weight reductions for a range of components on road and track.

Wiring Harness – From design to installation, bespoke solutions for winners in F1, WRC, Sportscars and IRL.

Stress Measurement – Integrated load cells reveal a host of performance gains in chassis, powertrain and suspension applications.

Precision Speed from BERU F1 Systems.

BERU F1 Systems,
Technical Centre,
Owen Road,
Diss, Norfolk,
IP22 4ER.

+44 (0)1379 646200

Visit our website
www.f1systems.com




Preferred Status Distributor

is completed and at least partially built it needs the loom to be constructed and fitted, fast.

Lead times for connectors – perhaps the most critical part of a loom – were a problem in the past. Twelve weeks was a common waiting time to receive product from market leaders Souriau and Deutsch. But then the latter adopted a system of 'value added distribution.' This meant that specialists in one market assembled the connectors from kits supplied by the manufacturer to whatever the clients' needs were. This way of working substantially reduced the lead times to days instead of weeks. Both manufacturers now operate this system, Souriau with Beru F1 Systems and Deutsch with Servo Ltd, both based in the UK.

Of course, not all racecars have such complex electrics and it seems that a lot of car constructors, including most Formula Student/SAE teams, do little more than rob old OE components, or their aftermarket equivalent. They also seem to take little care how the wiring is done – many cars under the skin looking like borrowed multicoloured wiring from a personal hi-fi system, with unshielded and poorly secured wiring running everywhere. And it's not just the FSAE either, numerous professionally-built racecars also suffer from this syndrome, and it causes countless unnecessary reliability and serviceability issues.

Connectors are one area where significant



Connectors can be colour coded to avoid confusion during manufacture of a loom

weight and serviceability gains can be made in a cars' wiring loom. Proper aerospace-spec connectors offer both weight saving and

“PROPER AEROSPACE-SPEC CONNECTORS OFFER BOTH WEIGHT SAVING AND RELIABILITY”

reliability, having been developed either for military applications or motorsport itself, whereas the plastic multiplugs sold in aftermarket shops or used on road cars are not really up to the demands of motorsport. Yet time and again they are found on newly built competition cars.

Vibration alone can do more than shake these cheaper products apart, it can cause the connector to resonate and erode the contacts away. Not so much a problem in a 40-lap Formula SAE Enduro event but crucial in a tough event like the Sebring 12 hours, where the cars run on →

Souriau

One of the world's leading manufacturers of connectors for application in severe environments, supplying to everything from high-speed trains to satellites. Although its main facility is in Le Mans (there are others dotted around the globe)

it only made its first steps into motorsport in 1990 with Renault Sport's grand prix engine programme. From there it moved on to work with Peugeot, supplying military-spec connectors for the 905 Le Mans racer. That association with

Peugeot continues to this day.

In 1997 Souriau developed the fighter aircraft-derived 8STA range of connectors specifically for motorsport, and created a partnership with Beru F1 Systems to distribute and maintain the motorsport client base. Recently the firm has released its smallest ever connector for the motorsport market, the size two 8STA (*below*).



Souriau's main facility is in Champagné, near Le Mans in France. It now has 1 530 employees worldwide



“THE DAYS OF TRADITIONAL CONNECTORS AND LOOMS COULD BE NUMBERED”

rough airport runways for prolonged periods. And you don't see teams changing connectors after each event, so long-term reliability is key.

Even more important for the amateur racer is cost control. There is the opinion that if you start with a better quality product, you will spend less in the long run. Souriau's 8STA range, for example, was derived from connectors used in the Eurofighter Typhoon then adapted for motorsport usage, which makes them sound expensive but in fact they are reasonably affordable. Whilst the price is dependant on volume and materials, the price for a size six – the most popular for racecar applications – is around £11 (\$19) per connector. Its newer, smaller and lighter brother, the size two, is only a pound more expensive. Whilst you may use around 50 of them on a typical, middle-of-the-spectrum car like an LMP3 (Radical, Juno, Ligier etc), it means that a good standard loom could be built for £1000 to £2000 (\$1750-\$3000) per car. When you consider



Heat shrinking a finished loom keeps things neat and provides a valuable barrier in a hostile environment

that these cars cost in excess of £30,000, that extra expense is not too big a step.

What is really expensive though, at least for the connector makers, is creating an entirely new product. Souriau estimates that it takes between

£100,000 and £200,000 in development costs, but claims its latest, the series two, is now beginning to see a return.

The days of traditional connectors and looms could be numbered though, with the development of new technologies which some see as overdue, especially considering that making an electrical circuit out of metal wire is essentially 19th century technology. Fibre optics are one area of research that is ongoing, as is lighter and smaller than conventional wiring capable of much higher levels of data transfer. But this technology does have some inherent problems. Cables cannot be bent round tight corners (25mm being the typical radius limit for OEMs), making it hard to package the cables in the tight confines of a racecar. Also there are issues with heat, some fibre optic systems apparently shutting down around 75-85degC. Beru Fi comments: 'whilst fibre optics have been trialled, there does not seem to be a requirement in terms of data size on the car at present. It's more likely to be seen in the pits first (transmitting video etc).'

Another interesting technology was seen at last year's Formula Student event when a Swedish team from the Lulea University of Technology ran a car with very advanced electronics, including a Bluetooth-actuated gearchange with no loom from the driver controls to the transmission. Whilst there are obvious security risks, in the future it's questionable whether racecars will even have signal looms.

For the time being though, one of the first new areas the connector firms are researching is combining power and signal pins into the same connector – something we can expect to see on the market in the near future.



Here's an example of a wiring loom in an FSUK car that has not been properly thought out. It works, but for how long?

World Champion

AUTOSPORT CONNECTORS

High performance minimal size & low weight

SUPPLIERS TO:

- Formula 1 • Champcars
- Indy Racing League
- World Rally Championship
- Formula 3000 • Le Mans Series
- Formula Nippon
- All Japan GT Championship
- American Le Mans Series
- Touring Cars • Formula 3
- World Super Bike

AS SERIES

- High density arrangements from 3 pin to 128 ways
- Full range of shell sizes from 8 - 24



AS DOUBLE DENSITY 9 WAY



- Compact Design (Size 6 shell)
- 9 Unique Size #24 contacts
- Positive Locking Coupling Mechanism
- Conductive Black Zinc Finish
- Interfacial Wire Sealing
- Crimp Type Solid Contacts
- Boot Termination Feature
- Very Light Weight
- 6 Keyway orientations
- In-line and 2 hole mounting styles
- Scoop proof interface
- PCB option

AS DOUBLE DENSITY 1464



- 64 Unique Size #24 removable contacts
- Standard AS size 14 shell
- Positive Locking Coupling Mechanism
- Conductive Black Zinc Finish
- Interfacial Wire Sealing
- New Crimp Type Solid Contacts
- Boot Termination Feature
- 5 Keyway orientations
- In-line and 2 hole mounting styles
- Scoop proof interface
- PCB option

T +44(0)1424 852722

www.deutschltd.com

Authorised distributors:

UNITED KINGDOM

Servo Interconnect Ltd
The Old Brewery
24 High Street
Lydd, Kent



TN29 9AJ
Tel +44 (0) 1797 322530
Fax +44 (0) 1797 329381
Email sales@servo-il.co.uk



DEUTSCH
AUTOSPORT LTD

Castleham Industrial Estate
2 Stanier Road, St Leonards on Sea
East Sussex TN38 9RF England
Telephone +44(0) 1424 852722
Fax +44(0) 1424 855979
Email autosport@deutsch.co.uk

Aero dynamics

Continuing our look at racecar wings, this month focusing on the issues surrounding their deployment on a racecar

Words	Simon McBeath
Images	Advantage CFD; LAT; McBeath

In issue V16N3 we looked at the basics of selecting a wing configuration and choosing suitable profiles, and we considered other factors including slot gap sizes, aspect ratios, end plate sizes and profile optimisation. But there are other issues to be addressed, some of which relate to the aerodynamic interactions between the wings and what's around them, be that other parts of the car, or the ground. And these issues can have a strategic bearing on how wings are best utilised.

Among the topics we'll consider further is

This month, in our need-to-know information section, we continue our in-depth look at racecar wings. How they relate aerodynamically to other parts of the car and the ground and how different aspects of their design can have a bearing on your decision at buying time

ground effect, and how it can work for and against front wing performance. We'll look at the surprisingly far-reaching effects of flap angle adjustments on dual-element front wings and answer the questions, are two front flaps better than one? And is a wide front wing span necessarily best?

Rear wing issues include overhang behind the axle line, and whether running the wing at the maximum permitted height is always going to be best. And again, is utilising the maximum permitted span the way to go? What about interactions with the underbody? Let's look at some thought-provoking case studies.

Front wings

In discussing how 'powerful' a front wing needs to be to balance rear generated downforce, reference is often made to the 'classic' view of ground effect. This has it that (front) wing generated downforce is amplified as the wing is moved closer to the ground, as depicted in figure 1. But this only holds true up to a point. Two other effects can come into play to spoil what looks like

a free lunch. The first, as can be seen from figure 1, is that if the wing is operating in the regime at the left side of the graph, small changes in ground clearance (expressed here as a decimal fraction of overall chord) can produce quite significant changes in downforce, which can lead to inconsistent performance and feel.

Secondly, when the wing gets too close to the ground, viscous effects intervene and reverse the downforce gains made up to that point. This, combined with the above effect, can increase the inconsistency of the front end, and at its worst can generate the dreaded 'porpoising' effect. Figure 2 is from two-dimensional CFD studies done by Advantage CFD on Champ Car front wings, and shows the lift coefficients of four different dual-element front wings plotted against height (expressed here as a decimal fraction of mainplane wing chord, c). Pretty clearly all four wings see a decline in $-C_L$ below a height of 0.2c, a distance that corresponds to a ground clearance of 55-60mm on a wing with mainplane chord of 275-300mm. What is happening at these low ground clearances?

Figure 3 helps to explain. This shows pressure distributions plotted from the leading edge (left) to the trailing edge of one of these dual-element wings at four different ground clearances, once again expressed as a decimal fraction of mainplane chord. The pressures along the upper and lower surfaces of the mainplane and flap are plotted, and of particular interest is the 'suction' developed on the lower surfaces, shown by the curves that drop below the x-axis. As the wing height is reduced to 0.2c (yellow line) the suction under the mainplane increases to its maximum magnitude, and the flap underside also develops its maximum suction. However, at a height of 0.15c (blue line) the suction has reduced on both the mainplane and the flap. The cause? The blue line can be seen to level off towards the rear of the mainplane, and this is a clear sign of flow separation having occurred. The reasons for this are two-fold: first, the pressure gradient between the lowest point of the wing and the trailing edge has become too steep and this, combined with the shrinking wing to ground gap, has reduced the mass flow needed to sustain flow attachment on what is an over steep pressure gradient. This causes the flow to separate, which leads to a loss of downforce.

“FRONT WINGS SHOULD NOT BE RUN TOO CLOSE TO THE GROUND”

So it appears that front wings should not be run too close to the ground in an excessively greedy attempt at exploiting ground effect. But does this apply to all configurations of front wing? Well, Advantage CFD also examined a dual-element configuration with a wider slot gap (vertical separation) between the mainplane and flap, and a triple-element configuration of similar overall shape. It seems that the larger slot gap on the dual-element configuration generated greater downforce than some of the earlier dual-element wings, and allowed downforce gains to continue to a somewhat smaller ground clearance, but separation still occurred as height reduced to 0.20c. However, when the wing was converted to three-element configuration, although the downforce generated at greater heights was less than the large slot dual-element wing (and no better than the other dual-element wings), gains continued below 0.20c height, and had only levelled off at around height = 0.15c. It would seem that the additional slot was preventing flow separation occurring at low ground clearances (and would probably therefore help at high flap

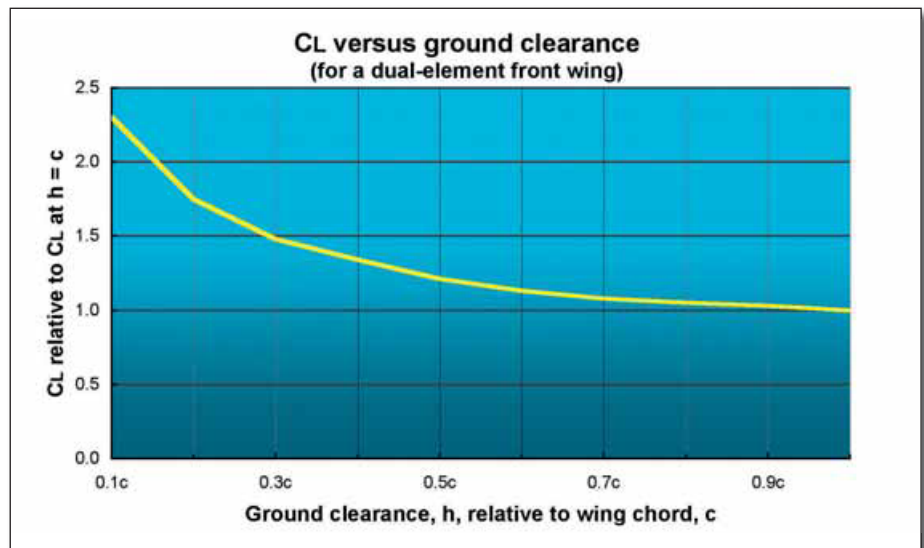


Figure 1 (above): the classic view of ground effect, CL being amplified as the wing is lowered towards the ground (Competition Car Aerodynamics, McBeath)

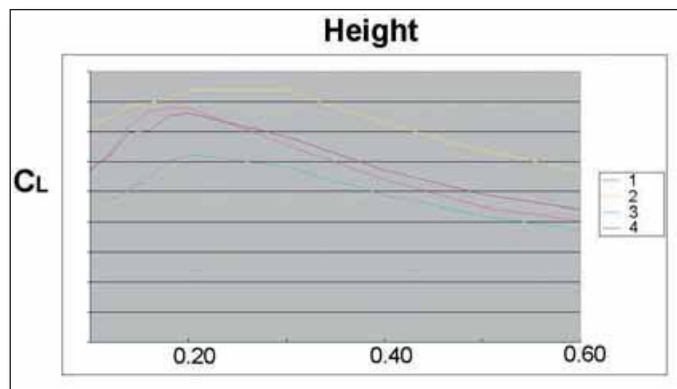


Figure 2 (left): but in reality, front wing performance reduces at low ground clearances. This plot shows the lift coefficients of four wings tailing off near the ground (Advantage CFD)

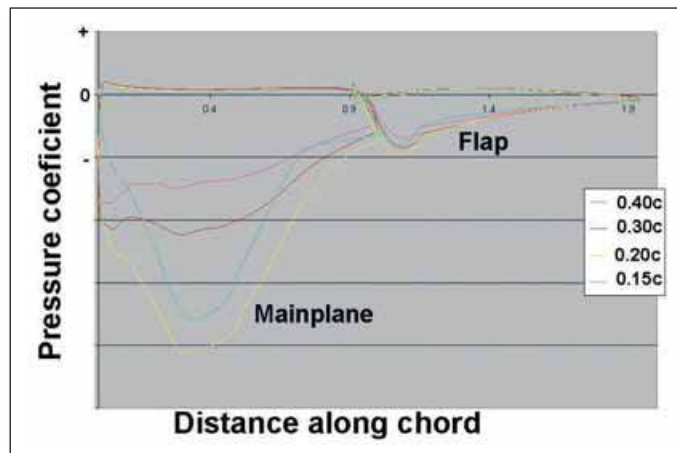


Figure 3: this pressure distribution plot shows a reduced pressure coefficient and flow separation on the mainplane at the lowest ground clearance tested here (Advantage CFD)

angles as well). So if this sample is any guide, and if the rules allow low front wing heights, a three-element configuration could be the way to go. Interestingly, the raised front wing heights mandated in Formula 1 in 2005 saw fewer triple-element front wings being run, which perhaps bears out this study.

The effect of front wings on the aerodynamic performance of the rest of the car is reflected in some whole-car, three-dimensional CFD done by Advantage on Champ Car front flaps angles. As expected, increasing flap angles saw gains in front wing downforce (of about 10-12 per cent per three degree additional inclination). These contributed to a forward shift in balance, but the changes to

balance were higher than could just be explained by the front wing downforce gains. In fact the downforce felt at the rear wheels also declined with each additional front flap increment. This is often put down to mechanical leverage (the front overhang levering up the rear wheels), and although that effect does occur, there are aerodynamic changes downstream that also contribute to the balance shift.

Figures 4 and 5 illustrate some of the far reaching effects of increasing the front flap angle from its lowest setting by just three degrees. These two figures are 'delCp' or 'delta Cp' plots that show the changes to the static pressures felt on the surfaces as the result of the change. →

Thus, reds and yellows show increases, and blues and greens show decreases in static pressure following the increase in front flap angle. Figure 4 shows there have been relatively minor changes to static pressures on the upper surfaces, although there is increased pressure on the front wing mainplane. There is also reduced pressure on the front of the rear tyres, and increased pressure on their tops. These two changes explaining not only reduced rear wheel lift, but also reduced rear wheel drag.

The view from beneath in figure 5 tells of more significant changes though. The much reduced static pressure (blue) on the underside of the front wing is very clear, the increased flap angle working the mainplane harder. This also results in a slight reduction in static pressure (green) under the nose and forward most part of the chassis. However, further downstream it is also clear that there has been a modest increase in static pressure (yellow) under much of the underbody,

Figure 4: increasing the front flap angle produced relatively minor changes to static pressures on the upper surfaces... (Advantage CFD)

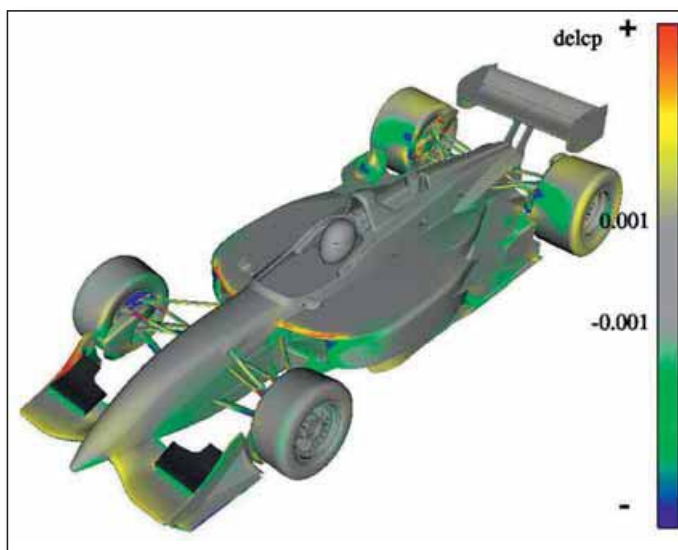
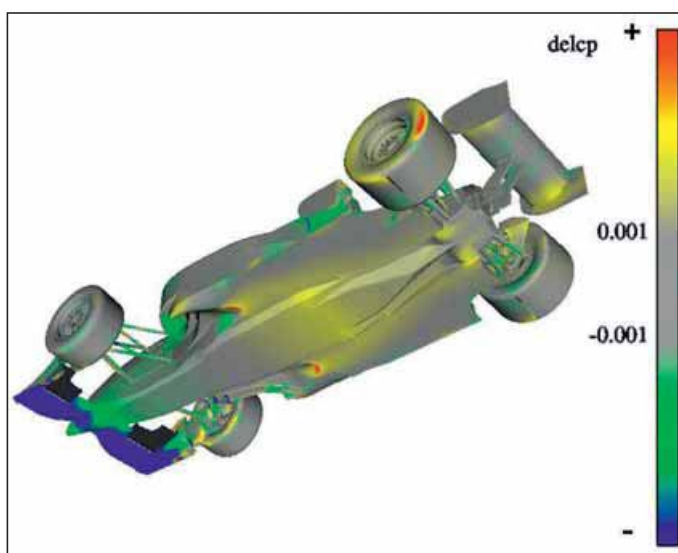


Figure 5: ...but the changes on the lower surfaces were much more significant



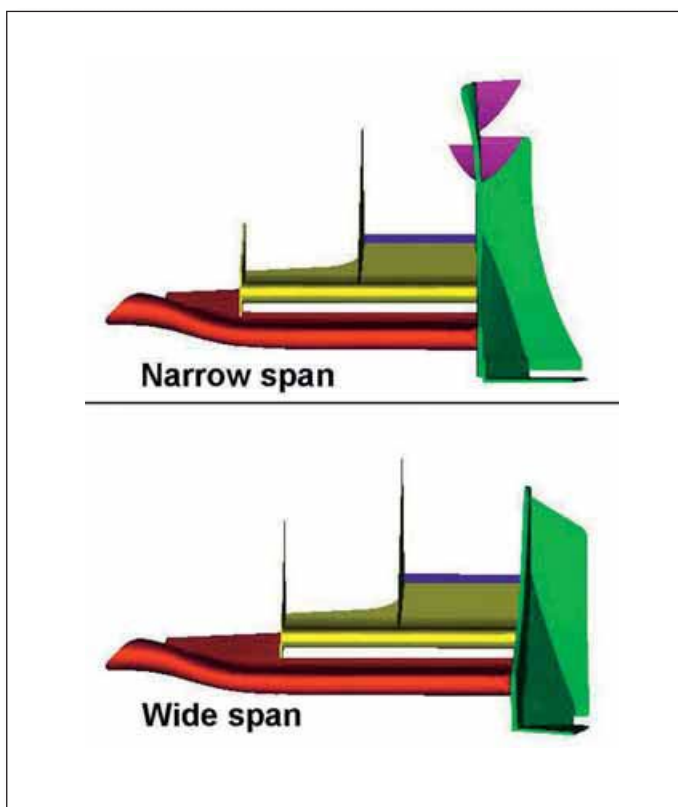
“THE EFFECTS OF CHANGE AT ONE END ON WHAT HAPPENS AT THE OTHER END SHOULD NOT BE UNDERESTIMATED”

and also under the outer portions of the rear wing. Both these changes mean these areas generate less downforce.

So the effect of changes at one end of the car on what happens at the other end of the car should not be underestimated, especially when making even small adjustments to powerful devices like the front wings. However, it is worth mentioning that this study also showed what is often not appreciated – that although adjustments to the front wing made appreciable differences to downforce levels and balance, total drag barely changed at all.

An oft-stated rule of thumb is to run wings at the largest span allowed, and it is true that, in general, a larger span makes for a more efficient wing, not to mention a greater plan area (assuming the chord dimension remains unchanged) to create downforce. However, there are exceptions to most rules, and the following CFD study shows how a narrower front wing proved to be of benefit. Advantage CFD evaluated the two front wings shown in figure 6 on a 2002 Reynard Champ Car. The results showed that overall downforce improved by two per cent and there was a small balance shift to the rear.

Figure 6: these two different span front wings were evaluated (Advantage CFD)



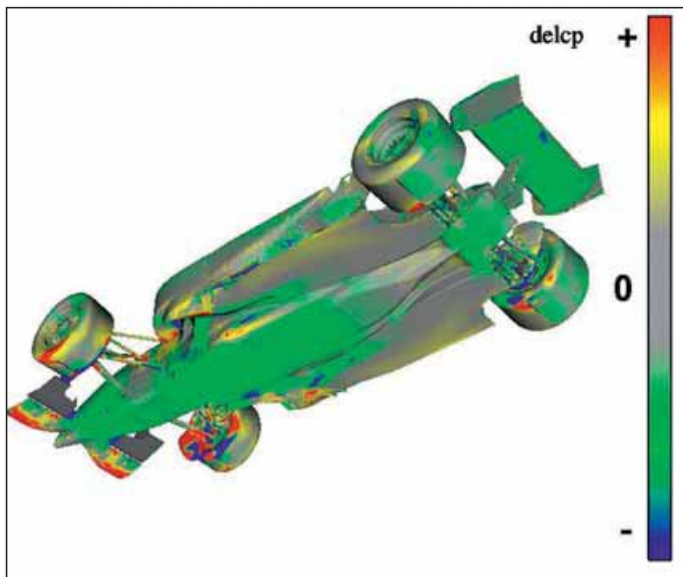


Figure 7: the narrower front wing produced gains in the underbody and under the rear wing
(Advantage CFD)



Figure 8: moving the rear wing backwards saw increases in static pressure in the rear underbody, which lost downforce there
(Advantage CFD)

Intriguingly, front-wing downforce remained unchanged (the end plate assembly gained what the wing elements lost), but the rear wing gained 1.8 per cent downforce, while the underbody gained a worthwhile 2.4 per cent downforce. Total drag increased by 1.6 per cent so the overall downforce gain was moderately efficient.

Figure 7 shows a 'delCp' plot of the underside and shows the pressure changes resulting from fitting the narrower span front wing. Clearly some areas saw quite complex changes, but dominating the image are the green areas over much of the central underbody and the underside of the rear wing. These are where the downforce gains accrued. So in this case, a change that might have been expected to produce a modest loss of front downforce actually saw no change at the front, but more downforce being generated by the underbody and rear wing. However, for a team that isn't yet looking for the odd small percentage gain to fully optimise a racecar, such changes are probably so minor that they won't even make the job list – for now anyway.

“A LARGER SPAN MAKES FOR A MORE EFFICIENT WING”

Rear wings

Another accepted wisdom is that it is best to run a rear wing as far back and as high up as the rules allow. But there are aerodynamic reasons for supposing that this might not necessarily always be true, even if the logic of trying to mount the wing in the least disturbed air is sound. Advantage CFD evaluated a 2002 Reynard with two different rear wing positions, one about 0.4 mainplane chord distance further rearwards than the other. The forces generated by the wings themselves were unchanged, but the car lost approximately one per cent total downforce with the wing in the rearwards location. Alternatively stated, the forwards location was worth one per cent additional downforce, although this was at a penalty of two per cent extra drag. But perhaps what is of most interest is the loss of downforce in the rear underbody as the wing was moved rearward, as shown in the delCp plot in figure 8. The yellow shading shows that static pressure increased here as the rear wing moved rearward, which therefore means the opposite would be true as the rear wing was moved forward. If development budget was available it might be worth looking at other more forwards locations for the rear wing, or even lower positions, that might amplify the interaction with the



GT and touring car regulations force rear wings to be masked by the body making them much less efficient

electrical problems?

need a custom made wiring harness


We can provide competitively priced hardware for all leading manufacturers of data acquisition and engine management systems

Specialists in:

- Carbon Control Panels
- Electronic Power Steering
- LED Rain Lights

We have a Mobile Workshop and can provide Track-side Support

Custom made wiring looms for all of our products can be provided.



dc
electronics
Motorsport Specialist

Unit 1, Quayside Industrial Park
 Maldon, Essex CM9 5FA
 T: +44(0)1621 856451
 F: +44(0)1621 842237
 E: sales@wiringlooms.com

STACK
STACK
STACK

Authorised Dealer

MoTeC

Authorised Dealer

Designers and Manufacturers of Professional Electrical Systems for all type of Motorsport Vehicles



Sensors for systems

Active sensors

Design, development and manufacture of high performance sensors for race cars

- Suspension movement
- Gear position
- Throttle pedal position
- Clutch control
- Steering angle
- Brake pedal position
- Brake wear
- Throttle actuation
- Brake balance
- Hydraulic reservoir level

Europe

Tel: +44 (0) 1202 480620
 Fax: +44 (0) 1202 480664
 email: sales@activesensors.com
 Web: www.activesensors.com

North America

Tel: (317) 280 1995
 Fax: (317) 280 1966
 email: ussales@activesensors.com
 Web: www.activesensors.com

the choice of systems engineers worldwide



The Elegant Solution.

...You say your front end geometry plants the tyres like crazy, but nobody can drive the car longer than ten minutes without calling it a pig?
 Imagine the design freedom you'd gain if driver effort weren't an issue.
 No, we're not talking about some lashup made from OEM parts, but a race-proven system with the versatility to cope with the most unanticipated requirements. Field-interchangeable response rates and highly predictable performance: the elegant solution to any steering problems.

www.woodwardsteering.com



1.307.472.0550; fax 1.307.235.1551

underbody without compromising the wing's own downforce.

Picking up the above point, a glance at some total pressure plots of one of Advantage CFD's Champ Car 'test mule' models is illuminating. Total pressure is an indication of the energy level in the airflow. In these plots, red areas show where the airflow has full freestream energy, and all other colours show where the air has lost energy, due variously to interactions, separations and viscous effects. Figure 9 shows four longitudinal slices showing total pressures around the car: the top one is along the centreline; second from top is 350mm from the centreline; second from bottom is 525mm from the centreline, in line with the inside of the rear wing end plate; and bottom is 100mm outboard of the rear wing end plate.

“COMBINED WAKES HAVE AN INFLUENCE ON THE ENERGY OF THE AIRFLOW BENEATH THE WING”

In relation to the airflow approaching the rear wing along the centreline, the wake from the wastegate atop the engine obviously reaches the wing, but the downwash that the wing induces ahead of itself brings 'fresher', more energetic air downwards towards it. At $y = 350\text{mm}$, outboard of the centreline, there is no engine or cockpit ahead of the wing and it receives the most energetic flow of anywhere along its span, and as a result this region is where it achieves its maximum lift coefficient. However, just inside the end plate at $y = 525\text{mm}$ it is clear that the combined wakes of the driver's mirror, the radiator outlet, the flip-ups ahead of the rear wheel and the rear wheel itself are having an influence on the energy of the airflow beneath the wing. Although once again the wing's own downwash seems to be dragging down more energetic air from higher up. And outboard of the end plate we can see the rear wheel and its wake (and that of everything in front of the wheel). The low total pressure in the rear wing tip vortex is also visible at centre right.

What might we deduce from figure 9? That while the wing's downwash has the effect of dragging more energetic air onto its surfaces, it would seem probable that moving the wing significantly forward or downward would take it into less energetic airflow, and we'd see a drop off in the downforce it generated. So while the interaction with the underbody may benefit from

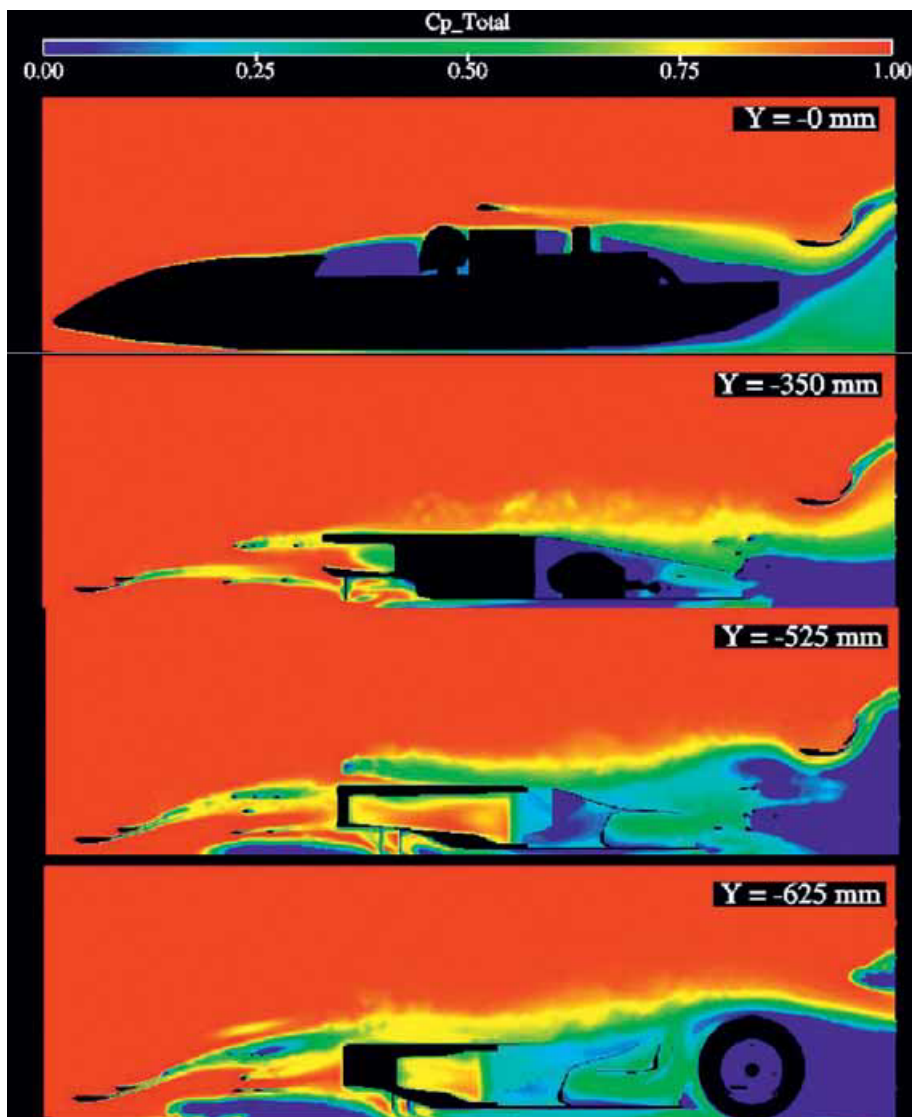


Figure 9: these total pressure 'slices' at different stations across the width of a Champ Car reveal the 'quality' of the airflow reaching the rear wing (Advantage CFD)

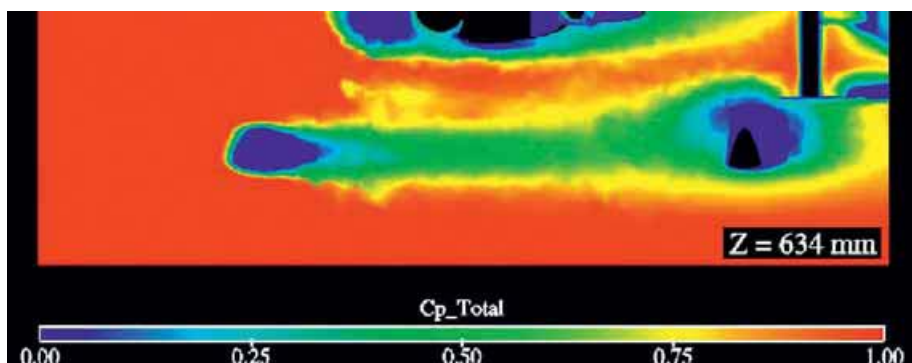


Figure 10: this horizontal total pressure slice is taken level with the bottom of the rear wing mainplane (Advantage CFD)

moving the wing forwards and downwards, there will presumably be a point at which overall gains will cease because the wing itself loses out. Nevertheless, in circumstances where such freedoms are allowed, this might be a concept worth visiting.

A look at the total pressures from above also yields food for thought. Figure 10 is a horizontal slice taken at the height of the rear wheel tops,

level with the bottom of the rear wing mainplane (only the left side of the car is shown here). The wheel wakes are very evident, as is the wake from the centre portion of the car, leaving a narrow strip of energetic air reaching the regions of the wing at about one third (and two thirds) across the span. But notice how this strip widens just ahead of the wing – that's the effect, mentioned earlier, of the wing's downwash bringing more →

energetic flow towards itself. However, it is clear that in categories where wider wings are permitted, the wheel wakes would definitely impinge on the flow to the region under the outer portions of the wing, and this in turn would be bound to reduce the effectiveness of these outer regions.

Furthermore, taking figures 9 and 10 into account, how effective will a lower tier to a rear wing be in airflow that, on this model at least, is highly disturbed? Obviously this car was not optimised with that configuration in mind because lower rear wing tiers are not permitted. Had they been permitted, one would have expected optimisation to take different routes. UK hillclimbing permits rear wings of 1400mm (55.1in) span, much wider than Champ Car allows, and also allows as many elements or tiers as a designer thinks appropriate. The GWR Predator featured in V15N11 features twin triple-element rear wing tiers (see figure 11), but designer Martin Ogilvie decided not to run the lower tier at full span, reasoning that efficient performance would

“THE QUEST IS FOR AN EFFICIENT YET BENIGN SET-UP”

not be available in the rear wheel wakes. Our total pressure plots here seem to back up that judgement call.

Of course the situation is rather different for closed-wheel cars, including sports prototypes and GT cars. Katz tells us that lowering the rear, dual-element wing on a generic sports prototype car fitted with underbody tunnels dramatically improved overall downforce, up to a point at least. The wing was positioned so that it could interact with the diffuser exits, and as it was lowered towards the body, downforce kept climbing. Katz refers to this interaction as the 'pumping action' of the wing on the airflow through the tunnels, and goes on to say that the low static pressure induced by the wing at the diffuser exits helps reduce flow separation in the diffusers and increase mass flow. This in turn would help increase mass flow through the whole underbody, which would explain why there was a beneficial reduction in static pressure right to the front of the car's underbody. The effect worked until the wing was about half its own chord dimension above the rear deck. At this point it is suggested that the car's boundary layer started to block the flow to the gap between the wing and the car, which lessened the interaction between the wing and the underbody. So this configuration



Figure 11: the GWR Predator uses the maximum permitted span for its upper wing tier but the lower tier was kept narrow to avoid the rear wheel wakes (the central battery location was temporary by the way!) (McBeath)



Figure 12: positioning a rear wing to better interact with the underbody can yield gains in downforce (McBeath)

can be highly beneficial, but again relies on keeping the wing in clear air, away from airflow that has lost significant energy, such as in the boundary layer over the rear bodywork, or in the wakes of upstream components.

Having examined total pressures around single seaters in this article it's impossible not to start speculating on the FIA's latest proposal to slow Formula 1 cars – the Centreline Downwash Generating (CDG) rear wing. This concept involves putting two narrow span wings (seemingly) right in the rear wheel wakes. The CFD image released by the FIA of the total pressure around the car with CDG wings in place, apparently taken on the centreline to best illustrate their sales pitch, does not of course illustrate what might happen along a longitudinal slice taken through the wheels and the out rigged wings. So while the narrow centre portion of the airflow coming off the car might initially approach

a following car at a more favourable angle (a debatable point, too), the air coming off the wheels and wings is going to be very disturbed indeed. We must all be eagerly awaiting some hard, independent data to better inform us...

Meantime, most of us do not have access to CFD or wind tunnels, so pragmatically speaking our best guesses on utilising wings on our racecars are almost always going to have to do. But hopefully this consideration of some of the issues will assist in the quest for an efficient yet benign aerodynamic set-up.

References

1. *Race Car Aerodynamics*, J Katz, Robert Bentley, 1995
2. *Competition Car Aerodynamics*, S. McBeath, Haynes, 2006
3. Thanks to Advantage CFD (www.advantage-cfd.co.uk) for exclusive access to several reports in the compilation of this article.



SHOCK ABSORBER DYNAMOMETERS



>CLUBMAN 04

This machine is designed to bring features of higher end machines to racers with limited budgets. The standard windows based software supplied with this machine enables the user to access data of both velocity and displacement. The machine is an economy evolution of the wide range of capabilities available with SPA Dynamometers.



>BTP 4000

The SPA BTP4000 is the latest in a line of successful Dynamometers which runs all software options. This new level Bench Top Portable has all the features of our world leading BTP2000 but now with a 4" stroke option, and with further updated features it offers the Race Engineer an unrivalled degree of accuracy and flexibility, in its' class, in Shock Absorber Data Acquisition



>PSD 04

This advanced Dynamometer from SPA is specially designed both for the experienced Engineer and for anyone utilising the many benefits to be gained, by owning a Dynamometer for the first time. The standard software package with the PSD 04 has a range of graphical analysis allowing simple measurement of Velocity and Displacement. A wide range of upgrade options are available

SPA Aerofoils Ltd
Common Barn, Tamworth Road
Packington, nr Lichfield
Staffordshire, WS14 9PX, UK
Tel: +44 (0)1827 300150
Fax: +44 (0)1827 300151
Email: sales@spa-uk.co.uk

SPA Technique
1209 Indy Way, Indianapolis
IN 46214, USA
Tel: (317) 271 7941
Fax: (317) 271 7951

e-mail: patrick@spatechnique.com
website: www.spatechnique.com

www.spa-uk.co.uk

AS USED BY



SUCCESS BY DESIGN...

MANUFACTURERS OF HIGH PERFORMANCE SILICONE HOSE



SFS Performance is one of the world's leading hose manufacturing companies for Motorsport applications.

We cater for the ultra-high specification and time-sensitive demands of race teams which enables us to provide unique services and bespoke products with low tooling costs for our customers.

One of our greatest assets is our ability to offer bespoke hoses, designed to meet your exact requirements, with low-cost tooling, and rapid turn-around from conception through to production.

We produce elbows, reducers, straight lengths and hump hoses, in a range which is so comprehensive our customers are able to plumb in any configuration.

Our products have been proven at the highest levels of racing, and are used by some of the most prestigious teams and manufacturers including:

- PEUGEOT WRC • FORD MOTORSPORT • ROUSH
- PRODRIVE TICKFORD • RALLIART • NOBLE AUTOMOTIVE



T: 44 (0)1582 488040 F: 44 (0)1582 412277

E: sales@sfsperformance.co.uk

W: www.sfsperformance.co.uk

Unit E, Kingsway Industrial Estate, Kingsway, Luton, Beds LU1 1LP UK



For further details please call or email us, or visit our website: www.sfsperformance.co.uk

Keep on the grass

The clinical world of an F1 research and development department is a very long way removed from the quarter-mile dirt tracks of Britain's Autograss racing scene

Words & photos | Tim Whittington

Autograss as a sport is a bastion of free engineering and an arena in which the self builder can, and regularly does, take on and beat commercial car builders. Which is pretty much what Steve Brown aims to do with his self-built Class Nine special. In real life Brown works in the R&D department at Honda Racing F1 but in his own time he and partner Jo Moss have designed and built one of the most intriguing Autograss cars to hit the tracks in recent years. Moss has worked for Lola, Reynard (head of aero), Toyota (head of aero/race engineer) and Vauxhall's British Touring Car team, Triple Eight, before moving to metrologists Mitutoyo, where she works with the company's automotive and motorsport clients.

Autograss and motor racing is deeply ingrained in Brown's psyche – he hails from Wales (one of the sport's strongholds), and his parents both competed very successfully for many years. Moss has been dragged into this particular type of dirty

weekend by Brown and shares the driving in the sport that runs its 10 technical categories twice, once for male drivers and again for female racers.

With career paths that have already covered Champ Car, sportscar racing, F1 and BTCC, the pair can call on a wealth of motorsport knowledge and know-how in the build and preparation of their own car. The result is probably one of the most thoroughly designed and thought out cars of its type ever constructed.

The basic structure of the car is governed by the National Autograss Sport Association (NASA) that sanctions the sport in the UK and Ireland. The only real constraints are on the materials

“THE ENGINE AND DRIVELINE IS FROM A BTCC-SPEC VAUXHALL ASTRA”



Brown (above) and Moss (left) – both drive and both had a hand in engineering this intriguing racecar

used in structural areas of the car – for instance, the main elements of the rollcage must be at least 32mm in diameter and of 2.5mm wall tube. There is a complete ban on any form of composite or plastic material in the body panels, and limits on the capacity of the engine. There are seven saloon categories and three classes (Eight, Nine and Ten) for open-wheel specials: up to 1420cc, 1421 to 2070cc and over 2070cc. Brown and Moss have pitched at Class Nine with its 2070cc maximum capacity and ban on motorcycle engines.

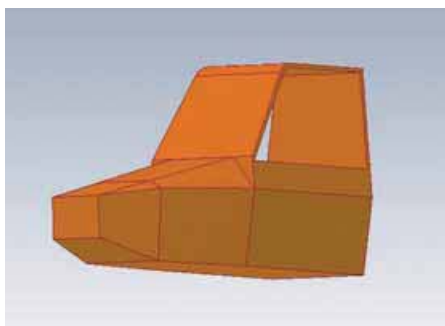
Moss narrowed the choice of class after identifying some very useful characteristics in the Z22SE-based Vauxhall touring car engine while she was working at Triple Eight. Having targeted Class Nine and secured a deal to acquire a complete Vauxhall engine and transmission

package, Brown and Moss set about designing a chassis. The initial sketches were done on bits of scrap paper while the couple were on holiday, those ideas then modelled/drafted on CAD to produce a working design.

'Steve came up with the idea of making a mock-up chassis using wire mesh before finalising the design,' explains Moss, 'thus giving us the opportunity to make sure you could get in and out, position components, that kind of thing.' The design was tweaked following this trial process before the final spec of the car was locked down.

The pair have conceived the chassis with the primary aim of being as light and stiff as possible, as well as allowing them to adapt and develop the suspension geometry as they go along. 'It doesn't matter how good your suspension is if there's a big sponge between the front and rear wheels,' says Moss. Although they maintain that stiffness to weight is always a trade off or balancing act.

The suspension too has not been left to chance. The set-up is again the result of an extensive computer design process that has resulted in geometry that offers eight inches of wheel travel but produces no bump steer at the front, while some toe change is employed at the rear. Additionally the design allows both bump steer and roll steer to be accurately controlled and adjusted. As well as being a good basic principle, this is vital in an Autograss car that – because of



Chassis was mocked-up in wire mesh first to ease placement of components and seating position, then CAD modelled prior to final build

the sideways, opposite lock style of driving – has prodigious steering lock and a very fast rack, just one turn lock to lock. Brown has engineered the car so that front camber change is just 2min/10mm of wheel travel and 5min/10mm at the rear. Brown says his theory being that the front requires less camber change due to the camber change with caster through steering angle and also to keep the front on a more stable and predictable platform.

At the front there are double, unequal length wishbones with inclined coilover damper units. Suspension items used on the car in its two outings late in the 2005 season are due for replacement and/or refinement before it races in 2006. The dampers are set to be replaced with more sophisticated items and the fronts will migrate inboard (as per the car's original design



spec), purely to remove them from the elements rather than for motion ratio or aerodynamic reasons. The current fabricated uprights are also to be superseded, by lighter and stronger machined billet alloy items.

'Using fabricated uprights is fast, cheap and easy,' says Moss. 'You can design the car around what it should be doing but when it's on the track it may do something different, especially when you're racing on dirt and you never get two laps the same. This way allows us to decide what →



Front suspension (above) features double unequal length wishbones, fabricated uprights and 8in of suspension travel

Rear has converging link suspension rather than more conventional swinging arm. This allows accurate tuning of bump and roll steer

Brakes are unusually large but use narrow discs to reduce rotational mass



Ancillary components are carefully sited for a low polar moment of inertia



Tilt pedal set and unassisted rack and pinion steering are simple and effective



EFI Gear Dash offers a wealth of instant feedback through 16 input channels



EFI Technology ECU allows driver to switch between maps to suit track conditions

the car needs, then re-assess and perhaps make changes. Flexibility is key.'

The car's converging-link rear suspension caused a great deal of head scratching when it first appeared in public, largely because this kind of 'radius rod' arrangement has been almost totally eclipsed by what 'grassers colloquially refer to as 'swinging arms' (see sidebar).

'The multi-link set-up has more flexibility than swinging arms because you can tune individual aspects of its performance,' says Brown. 'Arms are stronger in some aspects, particularly if you get knocked around, but they compromise the set-up of the car. The multi-link set-up allows us, for example, to tune bump and roll steer independent of camber change.'

The two end-of-season events did reveal the car was getting too much squat, therefore reducing bump travel and this is a characteristic that will be reduced ahead of the 2006 season.

'This is the sort of car that will never be finished because we will keep on tweaking and improving it. Our philosophy was that you get one shot at the chassis – nobody wants to make unscheduled, fundamental chassis changes halfway through a season – but that everything attached to it can be changed and developed. Your imagination never stops so the car will always evolve. The chassis isn't expensive in material terms, there's only around £500 of steel in it, but it's very time

The specials

Just about the grassiest, rootsiest form of motorsport you are ever likely to find, Autograss has developed from 'jalopy' racing that took part in rural areas of the UK in the post-war years. In 1976 it was formalised and brought under the control of a single national body, NASA (National Autograss Sport Association). The sport has developed rapidly in the last decade during which a handful of businesses offering proprietary chassis and/or complete cars have grown up.

Autograss specials began as stripped down, front-engined saloons, but soon developed into conventional rear-engined, single-seat, open-wheel racecars. Double wishbones and outboard inclined spring/damper units remain standard fare at the front (though inboard pushrod set-ups are now coming through) while multi-link, radius rod rear ends have now been almost eclipsed by swinging arms.

Pioneered by Chris Allanson (*Racecar Engineering V6N5 and V8N4*) and his Z-Cars marque, this design has now been interpreted by every other car builder in the sport. Allanson originally used semi-trailing arms from a Triumph 2000, but later replaced these with fabricated steel items, initially with a cantilever action on horizontally mounted spring/

“SIDWAYS IS THE RIGHT WAY IN AUTOGRASS”

damper units. Allanson, and his imitators, have subsequently replaced this with a longer spring/damper unit that is inclined slightly inwards and towards the front of the car. The system soon gained favour as it appeared to give better startline performance and, in a sport with 10 car abreast starts, any advantage gained here is vital.

consuming to build and to control the welding and manufacturing process to ensure the chassis is as accurate as possible to the design,' says Moss. As 'accurate as possible' because it's not possible to replicate the accuracy of CAD's fractions of a millimetre in such fabrication work.

Autograss cars are softly sprung – this one has a frequency of 1.2Hz front and 1.4Hz rear. An anti-

“THE ‘LEARNING’ FUNCTION OF THE ECU COULD BE AN ACE UP THE SLEEVE OF THIS CAR”

roll bar will be added to the rear end in the winter and, when we saw the car, Brown was narrowing his damper choice and looking to have three or four-way adjustable units that would allow accurate control of high and low-speed characteristics in what he refers to as a 'traction-limited' sport.

Autograss specials, particularly those with a transverse engine installation, have a natural predilection towards a rear-heavy weight distribution (as much as 80 per cent, as more rear weight equals more traction). Some also employ the Porsche theory with the engine overhanging

Tech specs	
Chassis:	steel spaceframe
Bodywork:	aluminium panels
Engine:	Sodemo Vauxhall Z22SE
Number of cylinders:	four
Displacement:	2.0-litres
Valve operation:	double overhead camshafts
Sparkplugs per cylinder:	one
Power:	300bhp/260Nm torque
Front suspension:	unequal length double wishbones and inclined spring/damper units
Rear suspension:	converging multi-link, inclined spring/damper units
Steering:	unassisted rack and pinion
Brakes:	Alcon 240mm (F) and 280mm (R) discs and four-pot calipers
Wheels:	front – 6×13in magnesium Minilites; rear – 6 or 7×15in aluminium alloy
Tyres:	front – 165/70 R13; rear – 185 or 195/65 R15
Transmission:	Xtrac six-speed, sequential-shift
Data acquisition/ECU:	EFi Technology
Wheelbase:	2082mm
Front track:	1524mm
Rear track:	1473mm
Weight:	499kg

the rear axle centre line. The Vauxhall engine, however, has to be mounted in the chassis with its induction side between the engine and cockpit, so Brown and Moss have opted for a reduction in this trend with their car. Instead they have

worked hard to position the major components to give a low polar moment of inertia.

Brown says the big deficit from such high rear weight bias relative to overall mass, together with high power output, is the tendency to suffer →

Now, however, with this system almost universally adopted, its handling characteristics leave the majority of racers seeking the same piece of racetrack, so Brown and Moss believe that returning to a traditional set-up, and optimising the car to handle well in all conditions, will allow them to race in areas of the track the swinging-arm cars can't easily use.

Sideways is the right way in Autograss but, with some cars now

set up in such a way that merely lifting off the throttle provokes oversteer, Brown argues that his unique car gives him more options: 'If the car oversteers as soon as you lift off you are committed to one approach, one line, and if someone is doing something different in front of you, you are stuck. Our car will turn in and work all over the racetrack. I can use a line that doesn't favour others.'

When the Brown/Moss car first appeared in public it wasn't difficult to

find 'experts' ready to take a cheap shot at its design, in much the same way some racecar engineers and designers have in the past looked at Autograss cars with swinging arms and pronounced that they could not possibly work. But they do, and looking at the sound principles and practices that underpin the Brown and Moss car it should be plain that this car will work, too.

All that remains to be seen is whether the car is quick enough from starting gate to first bend to allow its drivers to exploit its handling advantage to the full.

In only its second trial event Brown won one race and crashed just after the start in the second, but was happy with his day's work. Why? Because the driver he tangled with is Class Nine national champion, drives one of the fastest starting swinging arm cars currently in the country, and Brown was level with him in the dash to turn one...



By returning to an older style of suspension and optimising the set-up the duo hope to be able to take full advantage of the track in a way the swinging arm cars cannot



Placement of engine with induction side inboard reduces rearward weight bias. Sodemo engine and Xtrac gearbox are exactly as per BTCC spec Astra, bar the ECU

from excessive torque reaction – the front wheels of some specials are lifted clean off the floor on hard acceleration. With a slightly longer than normal wheelbase and lower rear weight distribution they hope to balance the traction/torque reaction equation.

Static roll centres are ground level front and roomm at the rear, which is quite different to their dynamic positions due to the pitch seen in these cars. 'Autograss racers are, perhaps, unaware,' says Brown, 'that they make considerable use of the dynamic roll centre positions of their cars, to help promote understeer/oversteer through pitch.' Taken together, this highly engineered set-up endows the car with very neutral handling characteristics.

The car is currently fitted with Alcon discs and four-pot calipers, but both the 250mm front and 280mm rear items will be machined down to 6mm in thickness as part of the winter changes to the car. Again Brown and Moss have departed from current Autograss trends here. While many racers are simply bolting on small discs and motorcycle calipers, they've opted for relatively large diameter discs to gain better braking and temperature control characteristics and afford themselves the option of reducing the width of the solid discs. The modification to the discs, which will also be drilled, will bring the welcome side effect of slightly reducing unsprung weight and, more beneficially, reducing the rotational mass/inertia.

The entire engine and driveline is lifted from a BTCC-spec Vauxhall Astra touring car (the touring car programme uses a 2.2-litre motor sleeved down to 2.0-litres). Mechanically, the Z22SE-based motor is exactly as it was when Sodemo dispatched it for BTCC use. It is rated at 300bhp and 260Nm/192lb.ft of torque and breathes through a carbon fibre airbox and inlet tracts of the same material. The exhaust is a work of art and is as well protected as possible within the rearmost elements of the chassis. The car drives

through its BTCC regulation six-speed sequential Xtrac gearbox and driveshafts, and is currently geared to achieve 130mph in sixth. The gearbox incorporates a plate-type limited-slip differential with variable ramps and pre-load settings.

The only difference from the BTCC set-up is in the EFi Technology ECU. The automatic self-mapping ECU, which also has a closed loop idle speed control, is an unrestricted version of the control-spec item used in the BTCC. The 'learning' function of the ECU could be an ace up the sleeve

“YOUR IMAGINATION NEVER STOPS SO THE CAR WILL ALWAYS EVOLVE”

of this car. At championship level Autograss events a driver can quite easily be in the race holding area for 15 minutes, during which the track conditions are constantly changing. There's also the added difficulty of the racing surface being watered to lay the dust. And it's every driver's nightmare to be sitting on the grid looking at a dry track, with the appropriate tyres on their

car, only then to see the track watered. However, having a system as flexible as EFi allows them to tailor two high-resolution fuel and spark maps, one for each condition. At the flick of a switch, combined with the self-learn function, it delivers optimum power delivery (to maintain traction) and top end power for the conditions.

'The most difficult thing to appreciate is the sheer acceleration of the cars,' commented Ole Buhl of EFi. 'The power-to-weight ratio of Autograss cars ranks them amongst the most impressive anywhere in modern motorsport.'

The car also incorporates EFi's companion 2D 'gear dash' which can utilise up to 16 input channels and shift lights, in addition to a separate gear selection indicator and offers the driver a wealth of instant feedback through three configurable pages.

This will be coupled with data logging for the 2006 season, but Brown and Moss are already wondering what would be possible if they could go for broke with the engine: 'The engineers at Sodemo are interested in what we are doing because it's an unusual application. The engine is good in this spec even though it's restricted. Just wonder what you could do with it if money wasn't an object...'



Static roll centre at the rear is 100mm, but is quite different in dynamic mode due to large suspension travel. A rear anti-roll bar is next to be added to the Brown/Moss Special, as well as three or four-way adjustable dampers

IMPORTANT DATE FOR YOUR DIARY!

Autosport Engineering expo January 11-12 2007

Pole Position starts here!

For information on Europe's fastest growing motorsport trade show contact Tony Tobias on:

expo@tonytobias.com

+44 (0)7768 244 880

For Winners Only!



Want to WIN business?

Autosport International is the world's largest motorsport show. With over 840 exhibitors, let them tell you the reasons why you should join this award winning show:

The quality and variety of visitors that Autosport International attracts makes us believe that the show is unmatched in its value as a marketing tool and productive business showcase. If you're serious about the motorsport business, you just can't afford not to be seen there.

Sharon Quaife, Quaife Engineering

It was a great opportunity for us to meet with customers, new and existing - and the response following the show has been fantastic. Roll on Autosport 2006!

Andrea Rodney, Hone-all Precision

Autosport International is the ultimate racing show catering to the European markets.

Oscar Romano, Ferrea Racing Components

- ▶ 25,000 trade visitors
- ▶ Over £400 million worth of business will be influenced by trade buyers attending Autosport International
- ▶ 84% of trade visitors rate the show as an important place to do business
- ▶ 54% do not visit any other trade show



To reserve your stand space at Autosport Engineering / Manufacturing Technology contact the Sales Team on: +44 (0) 20 8267 8300
or Tony Tobias on: +44 (0) 7768 244 880, expo@tonytobias.com
www.autosport-international.com

Supported by:





V15N6 Chevy Lacetti WTC - NASCAR in 2005 - Radical profile - Zeroshift explained - Introduction to 3D CAD



V15N7 Aston Martin DBR9 - Dufournier tyre optimisation - Inside EuroBOSS - Aerodyn wind tunnel - Allard J2X



V15N8 Formula 3 2005 - Dave Richards interview - Le Mans technology - Lotus MSc - Motorsport wheels



V15N9 New wave prototypes - Per Eklund Rallycross SAAB - Lotus Sport Exige - Formula SAE 2005 - Ross Brawn on F1



V15N10 Creuat suspension - MoTec ADL2 - GT America - CAD hardware - Prototype transmissions - Crash testing



V15N11 Thermal imaging camera - Predator hillclimber - GM Ecotec engine - Aero tips - AP Racing cushion clutch



V15N12 Corvette C6-R - Motopower/Mountune RST V8 - Riley MkXIII - Global Design Initiative - 3D optical digitisation



V16N1 GP2 - McLaren rig - Millington enines - Herb Fischer - FSAE tyre testing - motorsport college



V16N2 BAR 400 - Pankl F3 'box - WRC side impact - springs - PRI and seminars - Autosport exhibitor guide



V16N3 Porsche 9R6 - Autosport Engineering report - Formula Atlantic - wings - Barbados cluster - Lotus rig

Racecar engineering

The world's leading magazine for motorsport technology

BACK NUMBERS AND BINDERS PRICES



BACK ISSUES AND BINDERS ORDER FORM

Complete this form, attach payment and send to:
RACECAR ENGINEERING BACK ISSUES DEPT,
PO Box 772, Peterborough, PE2 6WJ, UK.
Tel: +44 (0)1733 385170 Email: info@mags-uk.com
Website: www.mags-uk.com/ipc

I would like.....binder(s) Total £.....
(see below for prices)

I would like the following back issues
V.....N....., V.....N....., V.....N....., V.....N....., V.....N..... (check below for availability & prices)

Number of back issues..... Total £.....

Back issue prices

UK only (1st class mail)	£6.00
Europe (airmail)	£7.00
Rest of World (airmail)	£8.00
Binder prices	
UK only (1st class mail)	£8.00
Europe (airmail)	£12.00
Rest of world (airmail)	£13.00

Availability

Note that editions not shown on this list are out of print: V11N4, V11N6, V11N7, V11N8, V11N9, V11N11, V11N12, V12N1, V12N2, V12N3, V12N4, V12N5, V12N6, V12N7, V12N8, V12N9, V12N10, V12N11, V12N12, V13N1, V13N2, V13N4, V13N5, V13N6, V13N7, V13N8, V13N9, V13N10, V13N11, V13N12, V14N1, V14N2, V14N3, V14N4, V14N5, V14N6, V14N7, V14N8, V14N9, V14N10, V14N11, V14N12, V15N1, V15N2, V15N3, V15N4, V15N5, V15N6, V15N7, V15N8, V15N9, V15N10, V15N11, V15N12, V16N1, V16N2, V16N3

Data protection: Racecar Engineering Magazine, published by IPC Media Ltd (IPC), will collect your personal information to process your order.

Would you like to receive emails from Racecar Engineering and IPC containing news, special offers and product and service information and take part in our magazine research via email? If yes, please tick here . Racecar Engineering and IPC would like to contact you by post or by telephone to promote and ask your opinion on our magazines and services. Please tick here if you prefer not to hear from us . IPC may occasionally pass your details to carefully selected organisations so they can contact you by telephone or post with regards to promoting and researching their products and services. Please tick here if you prefer not to be contacted .

YOUR DETAILS

Title..... Initial..... Surname.....

Address.....

Postcode..... Country.....

Daytime tel..... Evening tel.....

Email.....

PAYMENT DETAILS

I enclose a cheque for £.....
made payable to IPC MEDIA LTD

I wish to pay by:

- Mastercard Visa Amex
- Diners Delta Switch

Expiry date Switch card issue no:

Card number

Signature..... Date.....



EXCLUSIVE

subscription offer



Get 3 FREE issues

GREAT REASONS TO SUBSCRIBE:

- 3 issues absolutely FREE*
- SAVE a further 20% off the cover price after your trial period with Direct Debit, paying only £3.68 an issue
- Spread your payments with Direct Debit, only £11.04 a quarter
- FREE delivery direct to your door by priority mail, anywhere in the world
- Don't rely on reading someone else's copy – make sure you stay one step ahead
- An essential read for all motorsport professionals, amateurs, students and enthusiasts alike

Call our hotline now! +44 (0)845 6767778
or go online www.racecar-engineering.com

Lines are open 9am–9pm, UK time. Please have your details ready when you call, quoting code **28W**. Please note, offers vary online

SUBSCRIPTION PRICES

UK 3-monthly direct debit	£11.04	Save 20%
USA annual	\$106.87	Save 15%
UK annual cheque/credit card	£46.92	Save 15%
Europe annual	€80.38	Save 15%
Rest of World annual	£66.90	Save 15%

*If you are not completely satisfied, you can cancel your subscription on receipt of your second issue and pay nothing. To keep receiving your subscription, you don't have to do anything – the subscription will automatically continue at a discounted low rate. The 3 free issues are yours to keep whatever you decide. Offer ends 28 April 2006.

Racecar engineering

**From theory to the track,
the indispensable guide to winning**

NOT JUST A PRETTY FACE...

If you only think of Stack for our Instruments, think again! And again, and again, and again! Stack is a leading global supplier of Instrumentation, Data Acquisition Systems and Video-Logging solutions to all levels and disciplines of motorsport and manufacturers of performance road cars. We can provide a total data solution for any vehicle.

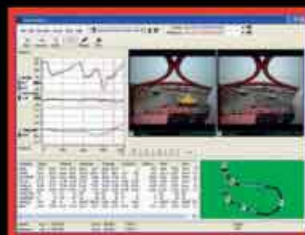
DRIVER DISPLAYS & TACHOMETERS



DIGITAL VIDEO RECORDER

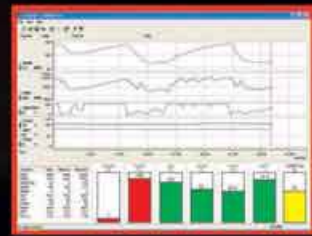


SYNCHRONIZED VIDEO SYSTEMS

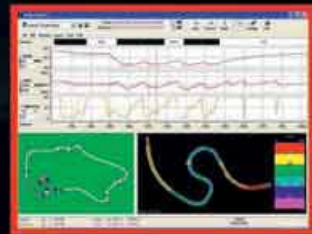


REMOTE DATA SOLUTIONS - TELEMETRY AND WIRELESS DOWNLOAD

MODULAR DATA ACQUISITION HARDWARE



PERFORMANCE METER, LAP TIMING AND PREDICTIVE LAP TIME SOLUTIONS



DATA ACQUISITION, ANALYSIS AND SYSTEM CONFIGURATION SOFTWARE



VEHICLE CANBUS, ECU AND GPS INTERFACES



SENSORS AND HARNESSING SOLUTIONS



TPMS - TYRE PRESSURE MONITORING SYSTEM

**STACK
STACK
STACK**

For over 22 years our philosophy has been to lead the way in the innovative use of new technologies and provide our customers with advanced, quality engineered products at all levels of Motorsport. In keeping with this tradition, we are launching many new products during 2006. To find the right total data solution for your vehicle, visit our website, or call for more information.

...USED BY PROFESSIONALS. AVAILABLE TO EVERYONE!

UK & Rest sales@stackltd.com www.stackltd.com | USA & sales@stackinc.com www.stackinc.com
of World Tel. +44 (0)1869 240404 Fax: +44 (0)1869 245500 Canada Tel. +1 888 867 5183 Fax: +1 888 364 2609

Raceshop is a section of *Racecar Engineering* written for people who are in the process of designing, building or running racecars. **Raceshop** is designed to be interactive. We want you, our readers, to let us know about your company, your new products and your engineering problems. **Raceshop** can provide you with a showcase for your products or the answers to your engineering questions.

Send your details to those listed below for each of **Raceshop's** sections. You can either send material direct to the Leon House address on Page 5, or to the email addresses below...

Racegear: racecar@ipcmedia.com

Database: Tony Tobias
tony_tobias@ipcmedia.com

The Consultant: Mark Ortiz
markortiz@vnet.net

Aerobytes: Simon McBeath
via: racecar@ipcmedia.com

73 Dashes

Ian Wagstaff reviews the latest developments in multi-function dash pods

79 Racegear

Our review of the latest products and components for racecar engineers

83 Database

Racecar's comprehensive, easy to use directory of contact details for motorsport engineering companies, manufacturers, suppliers, teams and much, much more – exclusive to **Raceshop**

93 Aerobytes

Simon McBeath looks at pressure flows and underbody aero of a Champ Car

97 The Consultant

Chassis guru Mark Ortiz discusses the ins and outs of roll axis inclination



Information stations

Dashes have come a long way from the multi-gauge confusions of old. Now, one pod does all. Here's **Racecar's** round-up of the latest modules

Words | Ian Wagstaff

Long gone are separate gauges to monitor engine function. Easy-to-read, multi-function units are now the only way to go

In the past, the analogue display on the dashes of racecars featured a number of gauges with separate sensors for each gauge. Dashboards had a tendency to be over populated and the result was very confusing for the driver. It was also complex for the team to set up the system.

Modern technology has overcome this with far more compact, fully-customised systems that reduce the weight of the wiring. What Pi Research describes, when referring to its X Sport dash, as an alternative to traditional, bulkhead-mounted gauges. All conventional dashboard instruments including tachometer, oil pressure, fuel pressure, water temperature, oil temperature and voltmeter can now be replaced by a single display module, as in Stack's carbon composite ST800 series. Another great advantage over 'old-fashioned' instruments is that modern dash systems can carry out a monitoring function, too, while intelligent alarms mean the driver no longer has to keep an eye on minor gauges.

Such systems can either appear as a conventional-style dash or mounted on the steering wheel. While the latter is fine if dashboard space is restricted it is, as manufacturer Stack points out, not ideal for the simple reason that steering wheel displays are just not as easy to read when the driver is turning into a corner. Having said that, there are times when a steering wheel display system is the only way to go, and for this Stack has produced its ST8600 unit, which was updated in May of last year. This is available in standard specification or as an 'M' version that adds a speed sensor, infrared lap timing, performance meter and predictive lap

Steering wheel displays, such as this from Farringdon (left), are suitable for cars with limited space. Stack multi-function ST700 tach is also very compact





Stack dash displays such as its 8100 (right) are fully programmable yet retain an analogue tach, as it claims most racers prefer it. 8130 series (left) is street unit

timing system. Improvements for 2005 include new shift light LEDs with higher colour contrast to aid visibility and improved actuation of the switches. Options are available for 270mm and 340mm steering wheels.

British firm Farringdon Instruments, like Stack, opted to integrate its dash into the steering wheel, and offers three levels of its SWISio system, the highest of which includes performance and data logging.

Autosport International saw the first appearance for a number of new dash displays from Stack, which has now been operating in the motorsport field for about two decades. Its ST8800 user-configurable display offers the user complete flexibility over which channels to monitor, as well as over layout of the display and all alarm conditions. It features three pulse inputs and five analogue inputs enabling the user to choose from a wide variety of sensors. Also new was an Action Replay dash display that has been designed to offer an alternative to PC-based data acquisition systems. It is said to provide an introduction to multi-channel data recording for oval, sprint, hillclimb and drag racing. RPM, speed, temperatures, pressures and lap times can be recorded on the track and replayed in the pits on the display. All Stack dash displays can drive another new product from the company, a five-LED, multi-stage shift light module. Using the dash display menus, each of the five shift lights can be independently programmed to a specific RPM value.

MoTeC offers a variety of dashes to suit all needs. Its SDL entry level, base product can be used as a display-only dash or can be upgraded and wired to an ECU to carry data logging. Because each SDL has data logging capability built in, a display-only one can be upgraded at any time using a password.

The SDL, which was introduced in March 2005, is aimed at club-level motorsport and is used in a variety of racecars from hillclimbers to club saloons, as well as Superbikes.

By contrast, the ADL2 (Advanced Dash Logger) is designed for the more sophisticated user and is an evolution of MoTeC's original ADL unit.

The SDL has the same technology as the ADL2 but comes with a package of features tailored to suit more moderate system requirement. Its high contrast, reflective LCD screen has been designed to be viewed in direct sun and artificial light. An optional, adjustable backlight enables maximum visibility in low light or during night races. A 70-segment curved bar graph can be configured to display any channel, with optional shift markers. The SDL also allows for up to 20 customised warning alarms that can be displayed on the screen as a visible warning or, if data logging is enabled, be stored in the units' logging memory. The SDL supports up to 12 analogue inputs, six digital/speed inputs, eight auxiliary outputs and a single wideband lambda input. The figures for the ADL2 are 28, 12, eight and two respectively.

“MODERN DASH SYSTEMS CAN CARRY OUT A MONITORING FUNCTION, TOO”

The ADL2 has a similar screen but its display has three programmable modes that operate independently of each other: practice, which is more focused on laps times and comparison; warm-up; and race, which cuts down the amount of information to that which is necessary. This system prevents clutter allowing the driver to see what is most appropriate for the time. An enclosed version with no display screen of the ADL2 is available

as the EDL2. This can be hooked up to a steering-wheel display, the MDD, which MoTeC also offers. This latter is used in such as the Lola B05/40, GP Masters and Daytona Prototypes. Three models are available, using 260mm and 270mm diameter Momo wheels and a 330mm Sparco. They can be customised in a number of ways, with a variety of buttons, button material, switch positions, etching of logos or text, quick-release mechanism and electrical connection method all user specifiable.

Bosch Motorsport is another company in direct competition with MoTeC, pitching for the professional motorsport market with its comprehensive DDU range, fitted on a number of leading racecars. The range offers both wheel and panel-mounted dashes.

The Italian company Aim (Applicazioni Industriali Microprocessori)



MoTeC ADL2 (above) is state-of-the-art in dash loggers, while SDL (above right) is aimed more at clubman racers. MoTeC MDD steering wheel displays (right) is fully customisable and available for 260, 270 and 330mm wheels





Aim professional MXL series displays come with integrated data acquisition capability and can be linked to most popular motorsport ECUs




points out that its professional MXL combines all the functions of a digital dash with integrated data acquisition. It shows and records a number of parameters through eight analogue input channels, including pressures, temperatures and potentiometers. The MXL offers a link, by CAN or RS232 protocols, to the most popular motorsport ECUs. The MXL is available as the MXL Pista or the MXL Pro, which has the same characteristics as the Pista but includes two Deutsch connectors and four speed inputs.

Aim, which first became involved in motor racing 11 years ago, also now offers the MyChron 3 Plus and Gold (the latter more suitable for track work). These lightweight dashes are particularly suited to analysing various data such as engine, speed and vehicle dynamics. This is also the case with the MyChron 3 XG Log, which has been designed to be installed on a steering wheel. Also for installation on the wheel is the MyChron3 Visor that includes a tachometer, one speed input, gear position and lap time. A kart version, MyChron 4, was launched at Autosport International.

It may also be that a dash is 'dumb', or in other words is driven by the data logger, or the logger driven by the dash. This can be illustrated by Pi Research's steering wheel offering with its 'dumb dash', as opposed to 2005's Pi Xpress X Sport dash, which can both instruct the data logger or operate as a 'dumb' unit itself. In designing the X Sport, with its semi-logging capability, Pi Research took the best elements of a professional product and cut them down to make a dash affordable at club level. That it is still effective higher up the scale can be seen by its use in GT3 racing. If

Pi Research's X Sport dash display can either instruct a data logger or work as a 'dumb' dash



Aim units are available as in-dash displays or as steering wheel versions under the company's MyChron brand. A smaller kart version has also recently been launched

used simply as a display it can operate alongside either the Pi Xpress range of data loggers or the Pectel range of engine controllers. The X Sport dash, which is suitable for steering wheel or bulkhead mounting, features four analogue channels plus digital channels for wheel speed, RPM and beacon.

In addition to the X Sport, which was designed by Jaguar's Ian Callum, Pi Xpress offers the clubman a Mini dash for steering-wheel mounting and the C-dash, an LED dash which connects to the company's Delta Lite logger.

Pi Research's professional system kits are supplied with a choice of dashboard display and/or satellite modules as standard. Its Satellite steering wheel dash incorporates a gear position indicator, shift lights and two numeric displays, while the Sigma steering wheel dash kit is a unit that comes complete with power loom, switch loom and fitting kit. RE



Pi Xpress X Sport (above). Compact C-dash (below) connects to Pi Research's Delta Lite logger





...sample data at least once every engine rev for the whole of the Le Mans 24 hour race and still have memory to spare...

The new **FD20 Flash Data Logger** from Farringdon uses removable SD Flash Memory cards as the storage medium. Not only does this give the system a huge memory, it also dispenses with download leads and the need to take a laptop into the pit lane.

In addition, the FD20 drives the **SWIS10 steering wheel dash** with all the usual warnings, lap timing and performance features.



Outline Specification

Pre-assigned Channels:
Oil Pressure, oil temperature, water temperature, fuel pressure/level, lateral G, longitudinal G, gear, battery voltage, control box temperature, wheel speed and engine speed.

User Channels:
8 single ended ratiometric or 0 to 5 volts input.

Sampling Rate:
4 to 500 samples per second

Memory:
Up to 1 Gbyte.

Data Analysis Software:
Podium Flash is video enabled and has powerful database facilities for exploring very large data files.



PolyLogic

Prices:
Much less than you might think.



Farringdon Instruments Limited - Unit 9 Oriol Court - Omega Park - Alton - Hampshire - GU34 2YT
T: 01420 541591 F: 01420 587212 www.datalogging.co.uk



Call us first...



Unit 31 Silverstone Circuit Towcester Northants NN12 8TN
T: 01327 857822 F: 01327 858096 www.tridentracing.co.uk



Core value



Tooling costs need no longer make casting an uneconomic alternative for the short production runs typical in motorsport

Complex shapes can be produced affordably as one-offs

Words Charles Armstrong-Wilson



Unsintered sand is poured away leaving the shape of the cores

Metal casting is a cost-effective way of producing large batches of identical components making it a popular process in the automotive industry. But for racecars, where the batch sizes are typically tiny, the cost quickly becomes prohibitive. While the price of having patterns and core moulds made, if spread across thousands of units, is insignificant; for a small batch it can become the dominant overhead. Even with modern CNC techniques the cost of machining a pattern is substantial. Add into this the price of making moulds for complex sand cores to create waterways or cylinder ports and the cost can quickly rule out the process.

Now a process offered by German company AC Tech could change all that. It operates on a system similar to normal stereolithographic rapid prototyping, but rather

can be separated from the loose sand.

The moulds and cores produced are suitable for all kinds of casting including alloys of aluminium and magnesium as well as iron and steel. Apart from avoiding the cost of patterns, the process can also create core shapes that would not be possible with normal techniques. Undercuts in complex shapes can be accommodated because the core does not have to come out of a mould. Iterative changes are also easily made allowing developments to be incorporated without expensive changes to the pattern.

The process is particularly attractive for the short production runs typical in motorsport and the company often finds that runs of up to 40 or 50 components can work out cheaper than conventional pattern making. Alternatively, the system can be used in conjunction with conventional patterns. Typically a pattern would be used to create the main outer mould but laser-sintering would be employed to create the finer and more complex internal cores.

It can also be very successfully employed in historic vehicles to replace worn out cast parts for which patterns have long since been lost or destroyed. RE

“THE PROCESS IS PARTICULARLY ATTRACTIVE FOR THE SHORT PRODUCTION RUNS TYPICAL IN MOTORSPORT”

than curing resin a layer at a time this process sinters casting sand into a solid. Two lasers are used to heat a thin layer of the foundry sand into the shape of a slice of the desired core making it bond together. Then another 0.2mm-thick layer is spread over the surface and the process repeated with the next slice of the core. Gradually it builds up the sand cores that afterwards

■ ACTech GmbH
Halsbruecker Str. 51
09599 Freiberg, Germany
Tel: +49 3731 169 0
www.actech.co.uk
prototype@actech.co.uk

In the UK:
141 Northway
Sedgley
West Midlands DY3 3PY, UK
Tel: +44 (0)1902 652118

DOCKING


Advanced Cooling Systems

**Water Radiators
Intercoolers
Oil Coolers
Heat Exchangers
System Design
Ancillary Products**

Manufactured to your requirements by the UK's leading supplier.

Tel 00 44 (0) 1327 857164
Fax 00 44 (0) 1327 858011
Website www.dockingengineering.com

Unit 15 Silverstone Circuit • Silverstone Northants • NN12 8TL • United Kingdom



AURORA BEARING COMPANY

QUALITY SYSTEM
REGISTERED TO
ISO 9001:2000
(WITH AS9100)

The Motion-Transfer Specialists
The widest range of styles
and configurations of
Rod Ends and Spherical Bearings
in the industry,
for all your racing needs.

Now available:
Aurora Bearing CAD drawings, 3-D models,
and catalog on line at
WWW.AURORABEARING.COM

Contact us for free catalog and free CAD drawing library CD

Aurora Bearing Company Phone: ++ 630-859-2030
970 South Lake Street Fax: ++ 630-859-0971
Aurora Il. 60506
U.S.A e-mail: aurora_rodends@aurorabearing.com



S60 PRO

DTAfast is proud to announce the all new S60 PRO- a race engine management system newly designed from first principles in both software and hardware

Performance	exceptional under all conditions
Reliability	absolute
Software	approachable and intuitive in the DTA tradition
Features	comprehensive

Engine management in the digital age



DTAfast, 10 Boston Court, Kansas Avenue, Salford M50 2GN
Tel: +44 (0)161 877 1419 Fax: +44 (0)161 877 7086
Email: office@dtafast.co.uk Website: www.dtafast.co.uk




Snapdragon
MOTORSPORTS ENGINEERING

DESIGN • FABRICATION • RACING SERVICES

Our production knowledge, racing experience and design innovation ensure that our components fit and perform to the highest standard.

Prototype development and technical project management are available as are consultation and track support for formula and sports car teams.




Supplier for:

AHBB HYPERCOILS

www.snapdragonms.com
53 South Prospect St., Amherst, MA 01002 USA
413.256.0861 Fax: 413.253.0936

Simple spring remover



Agriemach has replaced the old-fashioned style valve spring compressor with this new overhead valve tool.

The device is adaptable for all petrol and diesel overhead valve engines including motorcycle, aircraft and marine variants. Its compact size makes it small enough to fit in any toolbox and it functions by removing and replacing the valve keepers.

It is priced at £32.17 (\$56) including VAT and comes complete with full user instructions. To order please quote part number PM-2211.

● For more information call +44 (0) 1342 713743 or visit www.agriemach.com

Accurate readings

Longacre Racing Products has introduced a new set of computerised corner weight scales to offer racers accurate and fast percentage readings, with four displays showing four separate wheel measurements. With one push of a button, the Matrix can measure whatever percentage is required and can hold up to eight various set-up modes in its memory.

It can measure up to 1500lbs (680kg) in weight within a claimed 1/10 per cent accuracy. Each pad measures 15 x 15in (38cm²) and is priced at \$1249 (£714), complete with carry case, heavy-duty cables, battery and charger.



● For more information call +(1) 360 453 2030 or visit www.longacreracing.com

Lucy in the sky



Wasting time fixing the flex and lenses on conventional lights could now be a thing of the past thanks to a new LED light, designed by Hampshire-based company Luceotech.

Called Lucy, the new cordless workshop light clips into place with a clamp and shines bright white light for eight to 10 hours before needing to be recharged. Being only half the size of an ordinary light, it fits in tight, awkward spaces and can be rotated through 360 degrees. Lucy can be fully recharged in two hours via a 240V mains or 12V vehicle charger and comes with a replaceable lens to prevent weld splash.

Priced at £40 (\$70) plus VAT.

● For more information call +44 (0) 1489 878344 or visit www.luceotech.com

180-degree hoses

High quality silicone hose manufacturer, SFS Performance, has developed a range of 180-degree elbow hoses for motorsport use.

Capable of withstanding 220degC, the hoses are made from high grade silicone, reinforced with three-ply polyester and specially formulated compounds to guarantee tensile power and resistance. Sizes available are 16mm (0.63in), 22mm (0.87in), 25mm (0.98in), 28mm (1.10in), 32mm (1.26in), 35mm (1.38in) and 38mm (1.50in) bore sizes, with 90 degree, 45 degree and 135 degree angles also available. Hoses come in blue as standard but other colours are available on request.



● For more information call +44 (0) 1582 488040 or visit www.sfsperformance.co.uk

Digi pressure

Beru F1 Systems has launched a low cost digital tyre pressure monitoring system to reduce costs but not performance.

The new Digi Tyre Lite now provides F1 technology to single seaters, saloons and GTs. Simplified electronics and a standard wiring loom installation has enabled a cut in production costs, yet the turnkey system still provides accuracy and high performance in harsh and extreme conditions.

The kit is complete with four wheel sensors with valves, an ECU and four digital antennae. A compact display to record temperature data and real-time pressure is available for endurance racers, as is a mini trigger to allow pit crew interrogations via a wireless LF protocol. Prices start at £1960 (\$3427) for a standalone system.



● For more information call +44 (0) 1379 646229 or visit www.f1systems.com

Stinging systems



The Stinger 4 is a new, faster ECU from EMS that offers high quality performance in engine management at a low cost price.

Designed for simpler applications whilst maintaining the ECU's high quality, the Stinger analyses each cylinder individually before firing the ignition and injectors and studies every engine parameter over 600 times per second.

With user-friendly calibration tables which can easily be saved to file, the ECU is capable of reading numerous different sensors. The trigger signal is always sustained at a 100 per cent accuracy level by an automatic filter which triggers inputs for noise. The risk of misfired and lean strokes is also minimised by advanced research in programming the micro code to preserve the exact synchronisation of the engine.

Priced at \$959 (£549).

● For more information call +(1) 877 936 7872 or visit www.fuel-injection.com

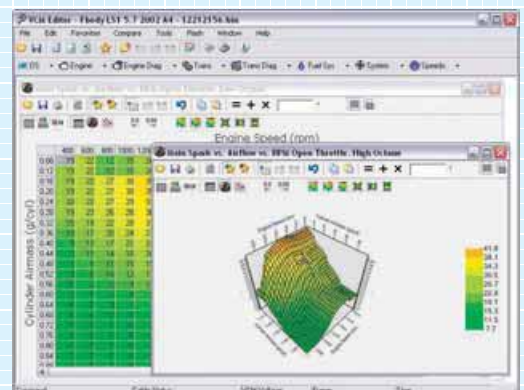
Fine tuning

HP Tuners has created a new software called VCM Suite 2.0 to fulfil a wide range of tuning requirements. Designed for Ford, GM and Dodge engines, the VCM Suite is intended to offer the ability to increase horsepower, fuel mileage and driveability. The list of modifications the software is capable of includes timing, air/fuel ratio, shift points, speed limiters, RPM limiters, idle injectors and torque management.

A variety of aftermarket modifications are open for alteration and vehicles can then be re-programmed via an OBD port. The software also allows log files such as performance diagnostics to be scanned, recorded and played back, and diagnostic trouble codes can be read and cleared.

Prices start at \$499 (£286).

● For more information visit www.hptuners.com



i2 data analysis

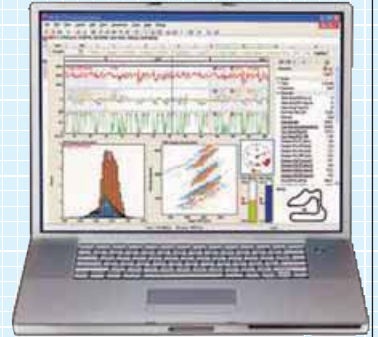
MoTeC has continued to extend its range of user-friendly data acquisition software and remains at the forefront of engine management technology by introducing its new i2 data analysis software to the market.

Years of research and valuable assistance from professional race teams worldwide has resulted in the successful completion of the pioneering i2 software, which includes an extensive package of analysis tools with a number of inventive data management features.

The software, with its simple and user-friendly interface, is easily adaptable for personal preference and to suit a diverse range of users. This exceptional level of customisation makes it ideal for both professional and amateur racers to adapt the software to suit their needs. The menus also have the option of specific set-ups for a number of motorsport categories, including circuit racing and drag racing.

i2 uses a workbook and worksheet structure for flexibility, providing users with organised and intuitive screen layouts, while analysis components such as graphs, histograms and gauges are all included within each worksheet.

Other components featured include track reports, frequency (FFT) plots and synchronised video and scatter plots, all of which can be individually configured. The software is available in two formats for varied use – i2 Pro and i2 Standard. Standard is free for all users while the Pro version requires the Pro Analysis upgrade.




● For more information or to locate your local MoTeC dealer in the UK call +44 8700 119 100 or visit www.motec.com.au to find the dealer nearest to you worldwide

The Racing Motorcycle

A Technical Guide for Constructors Vols 1 & 2

By John Bradley

The first of these enormously comprehensive volumes came out 10 years ago, followed more recently by a second. Within a few pages it becomes clear though that the title is somewhat misleading, for whilst the books use two wheelers to show practical applications, almost all of the principles discussed apply equally to racecar construction. Seemingly everything is covered to some degree, from welding and tube bending to materials engineering, and vehicle dynamics feature heavily, including aerodynamics, rolling resistance and many other areas. Whilst buying both volumes may seem expensive initially, you really do get what you pay for. An essential pair of editions for the workshop shelf.



● Published by Broadland Leisure publications (www.broadlandleisure.com) and distributed in the USA by Eurospares (www.eurospares.com); vol 1 ISBN 0-9512929-2-7; £32 (\$80) and vol 2 ISBN 0-9512929-3-5; £38 (\$95)

Competition Car Aerodynamics

A Practical Handbook


By Simon McBeath

English wing maker and aerodynamics guru Simon McBeath must spend much of his spare time blowing pieces of paper about to see pressure changes and extinguishing candles so he can look at the flow of smoke and it's these real world comparisons and everyday language that makes this book so readable.

Readers of Aerobytes will recognise some sections as they were adapted from

McBeath's inclusions in this magazine but simply, if you enjoy Aerobytes you must buy this book. It will no doubt become a fixture on all motorsport engineering university reading lists, and is highly recommended for all those with an interest in aero, whatever their existing knowledge.

● Published by Haynes Publishing (www.haynes.com); ISBN 1-84425-230-2; hardbound; £25 (\$44.95)



ORLANDO

ONE MILLION SQUARE FEET

More New Racing Technology Than Anywhere On Earth



- 1,400 Exhibiting Companies • 4,000 Booths
- 45,000 Buyers From 40 Countries
- Discover The Latest Advances In Motorsport Engineering



19TH ANNUAL **Performance Racing Industry** TRADE SHOW

DECEMBER 14-16, 2006

ORLANDO, FLORIDA • USA

Orange County Convention Center • North/South Building

FOR MORE INFORMATION
www.performanceracing.com

31706 South Coast Hwy

Laguna Beach, CA 92651-6974, USA

Tel: +1 949.499.5413 • Fax: +1 949.499.9521

©Laguna Coast Publishing, Inc. November 2005 TS4242-K

Database

Section 1 lists manufacturers of Brand-Name Racecars.

Sections 2-3 list component manufacturers. Section 2 is dedicated to Chassis Components, Section 3 to Engine and Transmission Components

Sections 4-5-6 list equipment manufacturers Section 4 is dedicated to Factory Equipment Section 5 to Circuit Equipment Sections 6 to Driver Equipment

Sections 7-8-9-10 list companies that supply services. Section 7 is devoted to Chassis Engineering Services, Section 8 to Engine / Transmission / Suspension Services Section 9 to Testing Services Section 10 to Non-Engineering Services

To get your company listed in the racecar database please contact Andy King - 0208 726 8329 andy_kings@ipcmedia.com

Costs listed below:

Name and number £50 - 12 issues

Name and number bold £70 - 12 issues

Logo and full company details £420 - 12 issues including web, address, email etc etc

£210 - 6 issues

www.

racecareengineering.com

Andy King on
Tel: +44 (0)20 8726 8329

andy_king@ipcmedia.com

RACECAR DATABASE is compiled by IPC Media for publication only in RACECAR ENGINEERING magazine. RACECAR has not tested products, equipment or services that are listed, and this listing does not imply any form of endorsement. Although every care is taken to ensure that RACECAR DATABASE is accurate and up-to-date, the publisher can accept no responsibility for errors or omissions.

© IPC MEDIA 2003. All rights reserved. Reproduction (in whole or in part) of any text contained in RACECAR DATABASE (including reproduction by photocopying), without the written permission of the publisher, is strictly prohibited.

Database 1

RACECAR MANUFACTURERS

1.1

Racecar Manufacturers

A-MAC	USA (t) 408 727 9288 Fax (t) 408 988 8998 A-Mac Fabrication, 1745 Grant Street, Suite 2, Santa Clara, CA 95050, USA
ASCARI	Tel 01295 254800 Fax 01295 255944 Overthorpe Road, Banbury, Oxfordshire OX16 4PN England
APOLLO RACING DESIGN LTD	Tel 01280 835800 Fax 01280 823015 Email info@apolloracingdesign.com Website www.apolloracingdesign.com Millgate Barn, Radcliffe, Bucks MK18 4AB, England
BARRELLI	Italy (39) 02 782427 Fili Barrelli, Via La Spezia 5, 20156 Milan, Italy
BRD Race Cars Inc.	Tel (t) 716 637 9467 16 Hollybrook Road, Brockport, NY 14420, USA
BODOLA	Tel Sweden 46 171 27690 Fax Sweden 46 171 27690 Bodin Chassiteknik, Skalbvgatan 8, 745 37 Enköping, Sweden
BREDA	Italy (39) 049 9004995 Fax (39) 049 900 2821 Breda Racing s.r.l. via Buonarroti 10a, 35035 Mestrino, PD, Italy
BRYTEC	Tel 01772 786500 Fax 01772 786500 Lower College, Hothersall Lane, Longridge, Preston, Lancashire PR3 2XB USA (t) 262 377 2850
CARBIR	Fax (t) 262 375 1602 Carbir Race Cars Inc, 1220 Falls Road, Grafton, WI 53024, USA
CHEEK	Norway (47) 90 78 70 32 Fax (47) 69 19 02 55 Cheek Racing Cars, Flatebvn 3, 1792 Tistedal, USA (t) 408 492 1331 Fax USA (t) 408 492 1333
CHEETAH	Omni Fab, 380 Martin Avenue, Santa Clara, CA 95050 Tel 01300 348499 The Chevron Centre, Piddle Trenthide, Nr Dorchester, Dorset DT12 7RF, England
US Importer Continental Crosslé	Tel (t) 513 777 4545 9000 Debbie Drive, West Chester, OH 45069, USA
DALLARA	Italy (39) 050 525 50711 Fax (39) 050 525 53478 Dallara Automobili, Via Provinciale 33, 43040 Varano Melegari, Parma, Italy France (33) 381 52 02 10
DEBORA	36 Fax (33) 381 51 18 51 bis Rue du Docteur Moras, 25000 Besancon, France
DAN GURNEY'S ALL AMERICAN RACERS, INC	Tel USA 714 540 1771 Fax USA 714 540 3749 2334 South Broadway PO BOX 2186, Santa Ana, CA 92707, USA
DJ RACECARS	Tel 01663 734518 Fax 01663 732 130 Email del@djracecars.fsnet.co.uk Unit 10, Britannia Rd Est, Buxworth, Nr Whaley Bridge, High Peak, SK23 7NF
DOME CO. LTD	198-1 Hanajiricho, Yase, Sakyo-ku, Kyoto, Japan Tel 81 (0)75744-3131 Fax 81 (0)75744-3035 Roebuck House Cox Lane, Chessington, Surrey KT9 1DG England Tel 0208 397 9999
DOME CARS. LTD	Tel 0208 397 9999



MODULAR + ERGONOMIC

- WORKBENCHES
- TOOL STORAGE
- RACKING

STATIC or MOBILE

www.gwssystems.com

01403 276 445

DOWNNS ENGINEERING	Fax 0208 397 6830 Tel USA 707 938 1001 Fax USA 707 935 0481 19564 8th St. East, Sonoma, CA 95476 USA USA (t) 413 267 0904 Small Fortune Racing, Monson, MA 01057, USA
DRAGON	77 Stafford Hollow Road, Monson, MA 01057, USA
ELISE	France (33) 1 47 49 15 66 1 Rue Pierre Cassin, 92500 Rueil Malmaison, Paris, France Tel 0153 861668 Fax 0153 861877
EUROCAR	SHP Motorsport, Unit 7 Farraday Business Park, Littleport, Ely, Cambridgeshire CB6 1SE, England
EXTREME CARS	Australia (61) 396 822225 (61) 396 821119 (61) 396 900809 Email mrproof7@tpg.com.au King Way House, 188-190 Kings Way, South Melbourne, Victoria 3205 Aus.
FABCAR	USA (t) 317 872 3664 Fax (t) 317 872 3835 4148 West 99 Street Carmel Indiana
FORCE RACING CARS	Tel/Fax 01823 69817 Clyse Farm, Stathie, Nr Bridgewater TA7 0JN England 001 562 596 9242
GRAN TOURING CLASSICS GOULD	Tel 01635 44466 Fax 01635 30056 Gould Engineering Services, Unit 7, Arrnhem Road, Newbury, Berks, RG14 5RU USA (t) 317 273 0089
ICP/CITATION	Indianapolis Competition Products, 1717 Expo Lane, Indianapolis, IN 46214, USA Tel 01883 744 443 Fax 01883 744 443
JADE	Address Jade Motorsport Engineering, Unit 2 Pendell Farm, Pendell Road Bletchingley Surrey RH1 4QH Tel 01933 440774
JEDI	John Corbyn Motors, 36A Stanley Road, Wellingborough, Northamptonshire NN8 1DY, England
KBS	USA (t) 909 355 4800 Fax (t) 909 355 5933 KBS Engineering, 8296 Fremontia, Suite B, Fontana, CA 91040, USA
KUDZU	USA (t) 404 457 6300 Fax (t) 404 458 6168 5096 Peachtree Road, Atlanta, GA 30341, USA
LAZER	USA (t) 906 863 5003 Campbell Motorsport, W7719 Fernwood Drive, Menominee, MI 49858, USA Tel 01480 453101 Fax 01480 456722
LOLA	Lola Cars International, Glebe Road, St Peters Hill, Huntingdon, Cambridgeshire PE18 7DS, England Tel (t) 317 244 2277 Fax (t) 317 390 2121 Lola Cars Inc, Suite B, 2801 Fortune Circle East, Indianapolis, IN 46241, USA
LUCCHINI	Italy (39) 0376 391271 Fax (39) 0376 391200 Lucchini Engineering, via Valeggio 2, 45100 Mantova, Italy
LYNCAR ENGINEERING	Tel 01635 860066 Fax 01635 860066 Email: lyncar001@btopenworld.com Briff Lane, Bucklebury, Reading, Berkshire RG7 6SN Tel 01933 442861 Fax 01933 225522
MAGNUM	141 Laurence Leyland Industrial Estate, Wellingborough, Northamptonshire NN8 1RA, England Tel 01604 863504 Fax 01604 863807
MALLOCK	Mallock Racing, Rowley Wood Lane, Hartwell, Northamptonshire NN7 2JT, England Tel 01380 850130 Fax 01380 850140
MARK BAILEY RACING	MBR Building, 8A Jockey Lane Bromham, Chippingham, Wiltshire, SN15 2EZ
MATT WATERMAN MOTORSPORT DESIGN	Tel 0408 216357 Tel France 33 3 8621 8621
MYGALE	Fax France 33 3 8621 8622 Technopole du Circuit, 58470 Magny-Cors, France Tel 0932 715852 Fax 0932 715301
OSELLA S.R.L.	21 Valle di Vitalba, 85020 Atella, (PZ) Tel USA (t) 770 967 2310 Fax USA (t) 770 965 8762 5294 Winder Highway, Braselton,
PHOENIX USA	GA 30517, USA USA (t) 813 665 1109 Phoenix Race Cars, 364 Hairpin Drive, Sebring, FL 33870, USA Fax (t) 813 665 1109
PICCHIO S.p.A	Tel 0039 0861 816015/16 Fax 0039 0861 86246/80561 Email: picchio@picchio.com or picchiospa@email.it Website: www.picchio.com Zona Industriale Ancarano 64010 - Ancarano (Teramo) Italy
PILBEAM	Tel 01778 424838 Fax 01778 393032 Pilbeam Racing Design, Graham Hill Way, Cherry Halt Road, Bourne, Lincolnshire, PE10 9PJ USA (t) 708 365 5334
PIPER	Piper Engineering, 5N461 Meadowview Lane, St Charles, IL 60755, USA USA (t) 313 681 1377 Fax (t) 248 681 1377
PREDATOR	Crossroads Fabrication, 265 Hillcliff, Waterford, MI 48328, USA
PROTECH COMPOSITES LTD	Tel: +44(0) 1420 471 400 Fax: +44 (0) 1420 487 047 www.protechcomposites.co.uk Unit 62, Woolmer Trading Estate Bordon, Hampshire, GU35 9QF, UK
PROTOFORM	USA (t) 607 739 7345 Protoform Race Engineering, 51 Ponderosa Drive, Horseheads, NY 14845, USA
RACEFAB	USA (t) 317 694 8335 Fax (t) 317 694 8335 8307 Beauman Road, Houston, TX 77022, USA 01865 883354
RALT	Fax 01865 883789 Ralt Engineering, Sutton Farm House, Sutton, Witney, Oxfordshire OX29 5RD, England US Importer Tel (t) 310 533 1144 Fax (t) 310 530 0139 Ralt American, 2310 Kashiwa Court, Torrance, CA 90505, USA
RAPTOR	USA (t) 215 775 1938 Performance Engineering, RD5 Box 5435, Mohnton, PA 19540, USA
RAY	Tel 0208 680 9418 Fax 0208 688 4026 15 Silverwing Industrial Park, Croydon, Surrey CR0 4RU, England
RILEY & SCOTT	USA (t) 317 248 9470 Fax (t) 317 248 0182 1200 Main Street, Speedway, Indianapolis IN 46224, USA
RML LTD	Tel 01933 402440 Fax 01933 676519 www.rmlmallock.co.uk 6-10 Whittle Close, Park Farm Ind Est, Wellingborough, Northants NN8 6TY England
SABRE	USA (t) 614 693 0296 USA Race Cars, 1535 Harmony Circle, Anaheim, CA 92807, USA Fax (t) 714 693 3164 USA (t) 303 693 2111 Fax (t) 303 680 5633
SCCA	Spec Racer, 7476 South Eagle Street, Unit 5, Englewood, CO 80112, USA
SCARAB	Tel 01636 822033R RS Racing & Specialised Services, High House, Kirton Road, Egmanton, Newark, Nottinghamshire NG22 0HF, England SEZIO FLORIDA RACING Tel: 001 776 878145 USA (t) 310 538 2914 Fax (t) 310 538 0126
SHELBY	Shelby Can-Am, Shelby Technologies Inc, 19021 South Figueroa, Gardena, CA 90248, USA Australia (61) 3 95 80 52 36 Fax (61) 3 95 80 53 31
SPECTRUM	Spectrum Racing Cars, Borland Racing Developments, 39 Industrial Drive, Braeside, Victoria, Australia 3195
STRYX	Tel 01789 750567 Fax 01789 292183 Minerva Developments, Grafton Lodge, Binton, Stratford-on-Avon, Warwickshire CV37 9TX, England
SPICE RACING CARS LTD	Tel 01483 203956 Fax 01483 203956 Int House, 31 Church Road, Hendon, NW4 4EB, England
SWIFT	US Importer International Racing Products Tel (t) 800 793 0496 1034 Riva Ridge, Great Falls, VA 22066, USA
SYMBOL	Italy (39) 0362 903967 Symbol Team srl, via Fiume 17, Carate Brianza, 20048 MI, Italy
TAMPOLLI	Italy (39) 055 8873268 Fax (39) 055 8825777 Tampolli Engineering, via degli Artigiani 44-46, Calenzano, 50041 FI, Italy
TOM'S	Japan (81) 3370 46801 Fax (81) 3370 46805 6-13-10 Todoroki Setagaya-ku, Tokyo, Japan 158
TPG	0039 682 32225 Tel 01953 888195 Fax 01953 888198
VAN DIEMEN	Van Diemen International Racing Services, Chalk Road, Snetterton, Norfolk NR16 2JZ, England US Importer Primum Racing Tel (t) 813 522 7544 Fax (t) 813 522 7417 3608 Morris Street, St Petersburg, FL 33407, USA

RCS - Cables and Controls

High Performance

Gearshift & Throttle Cables

Motorsport



www.RCS cables.com
Tel 01234 342511



Database 2

COMPETITION CAR CHASSIS COMPONENTS

2.1 Chassis/BodyWork Ancillaries

AEROFOILS

ACTIVE ENG USA (0) 714 637 055



AERODINE COMPOSITES GROUP, LLC
Tel: 317 271 4207 Fax: 317 271 4455
www.aerodinecomposites.com
8201 Indy Lane, Indianapolis, Indiana 46214

ANDREAM LTD CUSTOMIZED COMPOSITE WINGS
Tel: 01953 885775 / Fax: 01953 884176
Email: dave.greenwood@rediffmail.com
Unit 17 Norwich Road Industrial Estate, Wotton, Norfolk IP25 6DR

C&B CONSULTANTS (0) 1202 673666
DJ RACECARS LTD (01601) 714518
JANUS TECHNOLOGY (0753) 869996

PROTECH COMPOSITES LTD
Tel: +44(0) 1420 471 400 Fax: +44 (0) 1420 487 047
www.protechcomposites.co.uk
Unit 64, Woolmer Trading Estate, Bordon, Hampshire, GU35 9GF, UK




LOLA Tel: 01480 451301 / Fax 01480 456722
Lola Cars International, Glebe Road, St Peters Hill, Huntingdon, Cambridgeshire PE8 7DS, England
US Importer
Tel: (0) 317 244 2277 / Fax: (0) 317 390 2121
Lola Cars Inc, Suite B, 2801 Fortune Circle East, Indianapolis, IN 46241, USA
01254 844066

ROAD & STAGE MOTORSPORT
SARDOU France (33) 1 60 01 03 67
THE WING SHOP Tel: 01258 860716
Fax: 01258 860716
E-mail: info@wingshop.co.uk
Web: www.wingshop.co.uk

SPA AEROFOILS LTD (01827) 200026
UNI OF MARYLAND (01201) 405 6801
QINETIQ (02700) 100942
ZEUS MOTORSPORT (01604) 878101

FASTENERS



ABC AUTOSPORT BEARINGS - COMPONENTS
Tel: +44(0)932 225777 Fax: +44(0)932 222295
Unit 3 Shepperton Business Park, Shepperton, Middlesex TW17 8AA

ALL WAYS FORWARD (01214) 810404
ARIP USA (0) 805 235 5252
ARROW SUPPLY (01214) 810404
CLARENDON (01455) 814200
COAST FABRICATION USA (0) 714 842 2803
DATUM ENGINEERING (02426) 383032
DZUS FASTENERS EUROPE (01254) 714422
FASTENER FACTORY (01217) 310181
FLUID CONTROL PRODUCTS INC USA (0) 217 324 3737
Fax: (0) 217 324 3717

PROTEC FASTENERS LTD (01547) 64231
SPECIALITY FASTENERS (01803) 866977
STABILIB France (33) 4 50 45 60 60
TRIDENT RACING SUPPLIES TEL: 01327 857822
FAX: 01327 857822

Unit 31, Silverstone Circuit, Northants NN12 8TN

FIRE EXTINGUISHERS



LIFELINE (02476) 712999
INREAD NORTHBRIDGE MOTORSPORT (01652) 572924
RALLY DESIGN (0795) 531871
SAFETY DEVICES (01352) 724202
SPA DESIGN (01827) 288328
SPA TECHNIQUE USA (0) 317 271 7941
ATL USA (0) 201 825 1400 Fax: (0) 201 825 1962
Aero Tec Laboratories Inc, Spear Road Industrial Park, Ramsey, NJ 07446-1221, USA


FUEL CELLS

ATL UK 01908 351700 Fax 01908 351750
Aero Tec Laboratories Ltd (Europe),
1 Patriot Drive, Rooksley, Milton Keynes MK13 8PU
FUEL SAFE SYSTEMS USA (0) 714 842 2211
GOMM METAL DEVELOPMENTS (0483) 764876
KS MOTORSPORTS Germany (49) 2271 449095
PRONALS France (33) 320 99 75 10
TRANSAUTOSPORT (01772) 454647
ACTIVE ENG USA 001 714 637 0555
GARFRAC (01428) 682661
ROLLCENTRE (01480) 464052
SAFETY DEVICES (01353) 724202
SIGMA Switzerland (41) 61 9717600
CORBEAU (01424) 854499
GRAND PRIX RACEWEAR (020) 8687 5000
MONO USA 001 714 637 0555
LARS MOTORSPORTS USA 001 714 637 0555
KS MOTORSPORT Germany (49) 2271 449095
OMP USA (0) 971 361 0508
MONO USA 001 714 637 0555
LUKE (01213) 844791
Total Restraint Systems (01722) 226080
TRW SABELT (020) 7736 2801
WILLANS (01264) 810712

RUBBER & ELASTOMERIC COMPONENTS

BUTSER RUBBER LTD Tel: 0730 840434

2.2 Electrical Systems



REDLINE MOTORSPORT Tel: 01606 737500
Fax: 01606 737693

ALTERNATORS
BOSCH Germany (49) 711 8111 USA (0) 312 865 5200
BRISE AUTO ELECTRICS (01322) 277622
MM COMPETITION (08707) 444666
McCLAREN ELECTRONICS (01483) 261400

CABLES
CENTURY CABLES Tel: 0733 216000 / Fax: 0733 216002
Email: kw@centurycables.com / web: www.centurycables.com
IS MOTORSPORT USA (0) 317 244 6641
PERFORMANCE WIRING SOLUTIONS +44 (0)1954 253620
RINGSPPANN (01234) 342511
SPEEDY CABLES (020) 7226 9228
SPOT ON CONTROL (0187) 979 0818
TRIDENT RACING (01227) 857822
CONTINENTAL USA (0) 511 459 8861

CONNECTORS
BERU FI SYSTEMS (01379) 646200
DEUTSCH (01424) 852721
IS MOTORSPORT USA (0) 317 244 6641
MAGNETI MARELLI Italy (39) 02 972 27570
MM COMPETITION (08707) 444666
PERFORMANCE WIRING SOLUTIONS +44 (0)1954 253620
SAKATA MOTORSPORT ELEC. INC (714) 446 9473
SERVO E ELECTRONIC SALES LTD (0797) 322500
SPECIALITY FASTENERS (0803) 860677
RAYCHEM (0793) 572217

DISTRIBUTORS
IS MOTORSPORT USA (0) 317 244 6641
MM COMPETITION (08707) 444666
PALLAS CONNECTIONS (0869) 277053
PAD RACING NZ (64) 3 1186 288

IGNITION SYSTEMS
BOSCH UK 01895 834466
Germany (49) 711 8111 USA (0) 312 865 5200
SBD MOTORSPORT (0208) 791 0121
EFI TECH USA (0) 310 793 2505
HELLA UK (01295) 272233
LUMINATION (020) 7403 4334
MAGNETI MARELLI Italy (39) 02 972 27570
MM COMPETITION (08707) 444666
MOTEC Australia (61) 3 9761 5050
MOTEC (EUROPE) UK 08700 119100
MOTEC JAPAN (01202) 409409
MOTEC SYSTEMS USA (01954) 253600
PIA (UK) (01334) 814812
PIAA USA (0) 915 857 5200
PI RESEARCH (01869) 210404
STACK (01483) 261400
McCLAREN ELECTRONICS (01483) 261400

THE STRAIN GAUGING CO

01256 320666

LIGHTS
HELLA (01295) 272233
PIAA (01914) 808 430
PRODRIVE (01295) 254400

LOAD CELLS
NOVATECH MEASUREMENTS (01424) 852 744

SPARKPLUGS
BERU (01295) 272233
BOSCH Germany (49) 711 8111
USA (0) 312 865 5200
UK 0895 834466 Germany (49) 2271 449095
0151 522 3000
Germany (49) 2271 449095
Italy (39) 02 972 27570
UK 0208 202 2151

SPARKPLUG LEADS
MAGNETI MARELLI Italy (39) 02 972 27570
MM COMPETITION UK (08707) 444666

WIRING HARNESSSES
A.N. MOTORSPORT DESIGN (01628) 776320
COMPETITION DATA SYS USA (0) 716 631 2810
DC ELECTRONICS (01621) 826454
SBD MOTORSPORT (0208) 791 0121
EFI TECH USA (0) 310 793 2505
BERU FI SYSTEMS (01379) 646200
MAGNETI MARELLI Italy (39) 02 972 27570
MM COMPETITION (08707) 444666
MOTEC Australia (61) 3 9761 5050
MOTEC (EUROPE) UK 08700 119100
MOTEC JAPAN (01202) 409409
MOTEC SYSTEMS USA (01954) 253600
PALLAS CONNECTIONS (0869) 277053
PERFORMANCE WIRING SOLUTIONS +44 (0)1954 253620
RAYCHEM (0793) 572217



SAKATA MOTORSPORT ELEC. INC Tel: (714) 446 9473
Fax: (714) 446 9247
Website: www.sakatamotorsport.com
689 S. State College Blvd, Unit F Fullerton, CA 92839

SERVO E ELECTRONIC SALES LTD (0797) 322500
SMTEX (UK) (01706) 872644
THE STRAIN GAUGING CO (01256) 320666
TONY JAMES (01379) 854485



ZICA CONSULTANCY LIMITED Tel: +44 (0) 8700 270072
Email: sales@zica.co.uk Website: www.zica.co.uk.com
21 Anglevale, Top Angel, Buckingham, Buckinghamshire, MK08 1TH

2.3 Controls

GEARSHIFT SYSTEMS
CENTURY CABLES Tel: 0733 216000 / Fax: 0733 216002
Email: kw@centurycables.com / web: www.centurycables.com
DAYV BROW USA (01484) 421810
SBD MOTORSPORT (0208) 791 0121
HEWLAND ENG (01628) 827600
JACK KNIGHT (0483) 764226
PRODRIVE (01295) 273355
QUAIFE ENGINEERING (0732) 741444
RICARDO MIDLANDS TECHNICAL CENTRE (01926) 319399
RINGSPPANN (01234) 342511
THE STRAIN GAUGING CO (0256) 320666
STONE FOUNDRIES (020) 8853 4648

HYDRAULIC VALVES
A.N. MOTORSPORT DESIGN (01628) 776320
LEE PRODUCTS (0793) 886664
MOOG CONTROLS (01684) 296600

INSTRUMENTATION
ACTIVE SENSORS (01202) 408620
CRANFIELD IMPACT CENTRE (01234) 750944
LPI STACK USA 001 714 637 0555
LUMINATION (020) 7403 4334
MAGNETI MARELLI Italy (39) 02 972 27570
MM COMPETITION (08707) 444666
MOTEC Australia (61) 3 9761 5050
MOTEC (EUROPE) UK 08700 119100
MOTEC JAPAN (01202) 409409
MOTEC SYSTEMS USA (01954) 253600
PI RESEARCH (08700) 109042
QINETIQ (01827) 288328
SPA DESIGN (01869) 210404
STACK (01483) 261400
McCLAREN ELECTRONICS (01483) 261400
THE STRAIN GAUGING CO (01256) 320666
VARIOHM (0127) 351004

MIRRORS
GRAND PRIX RACEWEAR (0208) 987 5500
SPA DESIGN (01827) 288328

PEDALS
AP RACING (02476) 63595
CHEVROON RACING (01505) 773795
LOLA Tel: 01480 451301
Fax: 01480 456722
TILTON USA (0) 805 688 2353
WILWOOD ENG USA (0) 805 388 1188

STEERING SYSTEMS
FLAMING RIVER USA (0) 440 836 4188
MOBILIS Canada (0) 450 647 8100
RALLY DESIGN (0795) 531871
ZF Germany (49) 751 775451
UK 0191 986921

WOODWARD MACHINE CORP TEL: USA (0) 307 472 0550
FAX: USA (0) 307 235 1551
Website: www.woodwardsteering.com
PO Box 4479, 3592 Burd Road, Casper, WY82604, USA

STEERING WHEELS
DEMION TWEAKS (01978) 664466
MOUNTINE (01255) 383055

SWITCHES & KILL-SWITCHES
IS MOTORSPORT USA (0) 317 244 6643
MAGNETI MARELLI Italy (39) 02 972 27570
MM COMPETITION (08707) 444666
SAKATA MOTORSPORT ELEC. INC. (714) 446 9473
TONY JAMES (01790) 854485
TRIDENT RACING (01536) 770777

THROTTLE CABLE
CENTURY CABLES Tel: 0733 216 000 / Fax: 0733 216 082
Email: kw@centurycables.com
Web: www.centurycables.com
JLS MOTORSPORT (0121) 525 7733
KINSLER USA (0) 810 362 1145
LUMINATION (020) 8493 4134
RALLY DESIGN (0795) 531871
SPOT ON CONTROL (0187) 979082
RINGSPPANN (01234) 342511

2.4 Suspension Systems
DEREK BENNETT ENG (01565) 777433
DON FOSTER RACING France (33) 4 70 58 0308
DYNAMIC SUSPENSIONS USA (0) 916 933 1080
GROUND CONTROL Tel: 01480 451301
LOLA Fax: 01480 456722
PROFLEX UK (01200) 442345
RICARDO MIDLANDS TECHNICAL CENTRE (01926) 472018
ROD MILLEN MOTORSPORT USA (0) 714 847211

2.5 Suspension Components

ANTIROLL BARS
COIL SPRINGS (01424) 758773
COMPTech USA USA (0) 916 933 1080
DEREK BENNETT ENG (01565) 773195
DON FOSTER RACING France (33) 4 70 58 0308
DTM CONSULTANTS UK (01865) 407726
GROUND CONTROL USA (0) 916 933 1080
KIC INT MOTORSPORTS USA (0) 604 559 3354
HARROP Australia (61) 3 9449 7413
PRECISION USA (0) 708 766 4412

BEARINGS & BUSHES



ABC AUTOSPORT BEARINGS - COMPONENTS
Tel: +44(0)932 225777
Fax: +44(0)932 222295
Unit 3 Shepperton Business Park, Shepperton, Middlesex TW17 8AA

AURORA BEARING USA (0) 630 859 2030
FASTENER FACTORY (01217) 310181
GETECNO Italy (39) 010 835 6006
QINETIQ (08700) 109042

GOLDLINE BEARINGS

Goldline Bearings Ltd
Tel: +44(0)932 225777
Fax: +44(0)932 222295
Unit 3 Shepperton Business Park, Shepperton, Middlesex TW17 8AA

GROUND CONTROL USA (0) 916 933 1080
RESB (0121) 520 8271
ROSE BEARINGS (01522) 500933
COIL SPRINGS (01424) 758 573
COMPTech USA USA (0) 916 933 1080
EIBACH Germany (49) 2271 51220
GROUND CONTROL USA (0) 916 933 1080
HYPERCOILS USA (0) 574 753 6622
HERBERT TERRY (01527) 64261
PERFORMANCE SPRINGS (01253) 716900
WOODHEAD (011) 244202

DAMPERS
DTM CONSULTANTS UK (01865) 407726
DYNAMIC SUSPENSIONS (01842) 755744
PROFLEX UK USA (0) 916 933 1080
GROUND CONTROL - 314 0269955
JIZ SUSPENSION (01904) 631441
MONROE AUTO EQUIPMENT USA (0) 586 826 9141
MORRIS DAMPERS INC Netherlands (31) 413 259838
MOTON USA (0) 808 974 1615
OHLINS RACING USA (0) 215 375 6180
PENSKE RACING SHOCKS UK (01827) 288328
USA (0) 336 431 1827

ROEHRIG



SPAX UK (Worldwide HQ) Tel: 01869 244771
Fax: 01869 240536 e-mail: sales@spaxperformance.com
Website: www.spaxperformance.com
SPAX USA Tel: (443) 557 0086
Website: www.spaxusa.com
SPAX Deutschland Tel: 01801 7729 33 (01801 SPAX DE)
Fax: 01801 7729 00 (01801 SPAX 00)
e-mail: spaxde@spaxperformance.com
Website: www.spaxperformance.com
SPAX France Tel: 0478 9042 43
Website: www.spaxfrance.com
RODS & ROD-ENDS
AURORA BEARING CO USA (0) 630 859 2030

76 Lifeline REVERIE BRISE ADA INSTRUMENTS
Parc Fermé Racing
Global Motorsport Mailorder
Brands Hatch Warehouse
+44 (0)1474 850 666
www.parcfermeracing.com
DMS technologies RACETECH MOCAL
Engineering with Energy

Proflex UK Ltd **SHOCK ABSORBERS** Sole UK Sales & Service
Thorn Street Garage, Thorn Street, Clitheroe BB7 2LJ
phone: 01200 442345 fax: 01200 443050

FASTENER FACTORY 0127 310108
GOLDLINE BEARINGS 01972 292401
GROUND CONTROL USA (4) 016 638 7888
KINSLER USA (1) 810 362 1145
RESB INTERNATIONAL 0208 390 8076
ROSE BEARINGS 01522 500931
SPECIALTY FASTENERS 01801 866171

SEALS
SPECIALTY FASTENERS 01801 866371
WALTHER 0442 891929

STRUT BRACES
DEMON TWEETS 01978 664466
EIBACH Germany (39) 2721 5100
 UK 0455 285850
 USA (1) 714 727 3700
 01527 310108
 UK 0208 924 1615

FASTENER FACTORY
OHLINS RACING UK 0208 924 1615

FLUIDS
ALCON COMPS 01827 312500
AP RACING 02476 639595
BENDIX France (33) 44 972 2105
 UK 01942 723828
 07953 527712
 Malaysia (603) 245 2642
 USA (1) 305 270 0433
 CASTROL 0180 841390
 USA (1) 071 305 3912
 CASTROL 01280 841390
 PERFORMANCE FRICTION USA (1) 805 688 2353
 USA (1) 805 388 1188

TILTON
WILWOOD

PADS
ALCON COMPS 01827 312 500
AP RACING 02476 639595
BT BRAKE TECHNOLOGY Germany (49) 6003 82919
 USA (1) 239 772 4261
 France (33) 14 972 2105

CARBONE INDUSTRIE

DUCKHAMS OILS 0208 290 0600
ELF France (33) 1 4744 4546
 UK 0208 902 8830
 01752 222000
 01484 712101
 08700 100942
 01476 860195

ESSO UK
MILLERS OILS
QUINETIQ
RED LINE OILS
REPSOL
 Spain (34) 91 456 53 00
 UK 0207 581 1933
 UK 016 288522
 USA (1) 713 932 9954
 USA (1) 305 771 1010
 UK 01488 682655
 USA (1) 919 480 0905
 0207 719 3000
 USA (1) 606 264 7222

SUCK 50
STP
TECH-INO
TEXACO UK
VALVOLINE

JACQUEMIN TUNING
SAENZ EUROPE-JACQUEMIN TUNING
 France Tel: +33(0)320746480
 Fax: +33(0)320746489
 Email: jmjacquemin@nordnet.fr
 Website: www.jacquemintuning.com

SAENZ
SCHIRCK USA (1) 305 27 3422
SWINDON RACING ENGINES Germany (49) 21 91 9500
 0793 531321

CONROD BOLTS
ARIAS FORGED PISTONS USA (1) 310 532 9737

ARP
 automotive products
 Since 1968
 USA Tel: (1) 805 339 2200
 Fax: (1) 805 650 0742
 Website: www.arp-bolts.com
 1863 Eastman Avenue, Ventura 93003

A.R.P.
 USA Tel: (1) 805 339 2200
 Fax: (1) 805 650 0742
 Website: www.arp-bolts.com
 1863 Eastman Avenue, Ventura 93003

2.6 Braking Systems
ALCON COMPONENTS 01827 312500
AP RACING 02476 639595
ATE 0208 654 8836
CARBONE INDUSTRIE France (33) 0472 355700

Circuit Supplies (U.K.) LTD
 Tel: 01525 385888
 Fax: 01525 385898
 Unit 22, Harmill Ind Est, Grovebury Road,
 Leighton Buzzard, Beds, LU7 6FF
 Email: info@circuitsupplies.com
 Web: www.circuitsupplies.com

BT BRAKE TECHNOLOGY Germany (49) 6003 82919
 USA (1) 239 772 4261

DELPHI BRAKE SYSTEMS 01926 472472
EBC BRAKES 01604 583344
ENDLESS BRAKES Japan (81) 267 68 0071

Grandprix Racewear
 Tel: 01908 220777
 Email: info@grandprixracing.com
 Web: www.grandprixracing.com
 Unit 3 Fitzhamon Court, Featherstone Road,
 Wolverton Mill, Milton Keynes MK22 6LB

GOODRIDGE UK 01392 369090
 USA (1) 310 531 1924 USA (1) 317 244 1000 USA (1) 704 662 9095
MOSA FREIN Belgium (32) 11 71 32 73

PERFORMANCE FRICTION (1) 800 521 8874
EUROPE +44 (0) 1280 843 390

REDLINE MOTORSPORT Tel: 01566 737509
 Fax: 01566 737683
 E-mail: info@redlinemotorsport.co.uk

WILWOOD ENG USA (1) 805 388 1188

2.7 Brake Components

CALIPERS
ALCON COMPONENTS 01827 312500
AP RACING 02476 639595
BREMBO Italy (39) 035 605011
 UK 02476 629688

BT BRAKE TECHNOLOGY Germany (49) 6003 82919
 USA (1) 239 772 4261
 01952 244331
 USA (1) 801 222 2141
 01280 841390

EUROPE +44 (0) 1280 843 390
 01626 312828
 08700 100942

PROFESSIONAL M/SPORTS
QUINETIQ 08700 100942
RACE BRAKES New Zealand (61) 9377 2000
TAR.OX Italy (39) 039 587814
WILWOOD USA (1) 805 388 1188

DISCS
ALCON COMPS 01827 312500
AP RACING 02476 639595
ATE 020 8654 8836
BREMBO Italy (39) 2 240 9631
 UK 01280 700664

BT BRAKE TECHNOLOGY Germany (49) 6003 82919
 USA (1) 239 772 4261

CARBONE INDUSTRIE France (33) 0472 355700

Grandprix Racewear
 Tel: 01908 220777
 Email: info@grandprixracing.com
 Web: www.grandprixracing.com
 Unit 3 Fitzhamon Court, Featherstone Road,
 Wolverton Mill, Milton Keynes MK22 6LB

PERFORMANCE FRICTION USA (1) 801 222 2141
 USA (1) 1280 843 390
 0127 828 006

MARDI GRAS M/SPORTS
RAYBESTOS USA (1) 815 361 9000
TAR.OX Italy (39) 039 587814
TILTON USA (1) 805 688 2353
WILWOOD USA (1) 805 388 1188

Carbon Metallic

PERFORMANCE FRICTION (1) 805 222 2141
EUROPE +44 (0) 1280 843 390

EBC BRAKES 01604 583344
ENDLESS BRAKES Japan (81) 267 68 0071
FERODO 01298 812520
FGF 01885 400639
MINTEX 01274 854000
PAGID MOTORSPORTS USA (1) 941 772 4261
PERFORMANCE FRICTION USA (1) 801 222 2141
 01280 841390
RAYBESTOS USA (1) 815 361 9000
TAR.OX Italy (39) 039 587814
TILTON USA (1) 805 688 2353
WILWOOD USA (1) 805 388 1188

VALVES
ALCON COMPS 01827 312 500
AP RACING 02476 639595
TILTON USA (1) 805 688 2353
WILWOOD USA (1) 805 388 1188

2.8 Wheels

DYMAG RACING UK 01249 655418
HILLGARD Sweden (46) 300 60590
KINESIS MOTORSPORT USA (1) 760 598 5300
MOMO Italy (39) 0276 10072
SPARCO Italy (39) 011 470 2343

WHEEL TETHERS
TRIS LIMITED
 THE RIG SHOP LTD
 Tel/Fax: +44(0) 2380 338341
 Ocean Village, Marina Service area,
 Maritime Walk, Southampton SO14 3TL

futurefibres

FUTURE FIBRES Specialists in Flexible
 Composite Wheel Tethers
 Tel: 023 8066 1160 Fax: 023 8066 1164
 Unit 4dd Marchwood Industrial Park,
 Southampton SO40 4PB

2.9 Tyres

AVON RACING 01225 703101
CO-ORD SPORT 01384 216002
DUNLOP 0121 306 6000
 Australia (61) 330 59333
 Ireland (353) 778 3599

VINTAGE TYRES LTD
 (Distributor of Dunlop Race Tyres in North America)
 Tel Canada (1) 902 228 2335
 Fax Canada (1) 902 22828241
 Email: vintage@atol.com
 255 Southwest Cove Road, Hubbards,
 Nova Scotia, Canada, B0J 1T0

GOODYEAR Germany (49) 2234 82031
 USA (1) 216 796 2121
 Canada (1) 416 684 7428
 07582 403284
 France (33) 73 90 77 341
 01933 410144
 05182 013339
 Japan (81) 33 432 7111

MICHELIN

TOYO
YOKOHAMA

2.10 Fuels & Lubricants

AGIP Italy (39) 65 09181
BP 01442 232121
BEURMAH 01793 519521
PETROCHEM CARLESS 01792 380522
 01793 512712

CASTROL Malaysia (603) 245 2642
CASTROL USA (1) 305 270 0433
CASTROL USA (1) 071 305 3912
CENTURY 01782 202521

Database 3
ENGINE & TRANSMISSION
COMPONENTS

3.1 Engine Components

BEARINGS
BRITISH TIMKEN 01604 730047
CONNAUGHT 01795 841802
FASTENER FACTORY 01327 310108
RE5B 0121 520 8271
QUINETIQ 08700 100942
QUAIFE ENGINEERING 01734 353747
VANDERVELL 01788 538590

BLOCKS
INTEGRAL POWERTRAIN 01908 278600
PERFORMANCE CONNAUGHT 01795 841802
MILLINGTON 01746 782668
STONE FOUNDRIES 020 8851 4648
TREMELING PATTERN 01494 533897

CAMSHAFTS
AUTOSPRINT 01675 464857
CAT-CAMS Belgium (32) 3 320 2560
COMPETITION CAMS USA (1) 901 795 2400
CONNAUGHT 01795 841802
CROWER USA (1) 619 422 1191
DAVID NEWMAN 01689 857100
SBD MOTORSPORT 0208 391 0121
DUNNELL ENGINES 01449 677726
FGF 01885 400639
HARROP Australia (61) 3 9499 7433
KATECH USA (1) 313 791 4120
KENT CAMS Tel: 01310 248666
KENT CAMS BY JT FRANCE (33) 3207 46480
LUNATI USA (1) 901 365 0950
PAD RACING New Zealand (64) 3 3386 288

PIPER CAMS

PIPER CAMS Tel: 01233 500200
 Fax: 01233 500300
 www.pipercams.co.uk
 2 St. John's Court,
 Ashford Business Park,
 Ashford, Kent, TN24 0SJ

QUAIFE ENGINEERING 01732 353747
SWINDON RACING ENGINES 01793 531321
TWR ENGINES 01993 871000
ULTRADYNE USA (1) 601 349 4447

CAMSHAFT DRIVES
CONNAUGHT 01795 841802
DAVID BROWN 01484 422180
SBD MOTORSPORT 0208 391 0121
KENT CAMS 01303 248666
PIPER CAMS 01233 500200
QUAIFE ENGINEERING 01732 353747
SWINDON RACING ENGINES 01793 531321

CONRODS
ARIAS FORGED PISTONS USA (1) 310 532 9737
ARROW PRECISION 01455 234200
ATECH MOTORSPORTS USA (1) 330 630 0888
CLARENDON ENG. 01455 841200

ARROW PRECISION ENGINEERING LTD
 Tel: +44 (0) 1455 234200
 Fax: +44 (0) 1455 233545
 Website: www.arrowprecision.co.uk
 Email: enquiries@arrowprecision.co.uk
 12 Barleyfield, Hinckley, Leicestershire LE10 1YE

CARRILLO IND. USA (1) 949 498 1800
CONNAUGHT 01795 841802
CO-ORD SPORT 01384 216002
CROWER USA (1) 619 422 1191
ENGINES & DYNO SERVICES 0208 391 0121
FGF 01798 857108
FARNDON ENG. 02476 366910
MANLEY PERFORMANCE USA (1) 732 905 3166
OLIVER USA (1) 616 451 8333
PANKL Austria (43) 3862 512500

ARROW PRECISION ENGINEERING LTD
 Tel: +44 (0) 1455 234200
 Fax: +44 (0) 1455 233545
 Website: www.arrowprecision.co.uk
 Email: enquiries@arrowprecision.co.uk
 12 Barleyfield, Hinckley, Leicestershire LE10 1YE
 France (33) 396 68 13 39
CARRILLO INDUSTRIES USA (1) 949 498 1800
COAST FABRICATION USA (1) 714 812 2601
COSWORTH 01604 752444
 USA (1) 310 534 1390
CROWER USA (1) 213 543 1390
SBD MOTORSPORT 0208 391 0121

LINREAD NORTHBRIDGE MOTORSPORT
 Tel: 01516 572924, Fax: 01516 572901
 Viking Road, Wigston, Leicestershire, LE18 2BL
PANKL Austria (43) 386 251 2500
ATECH MOTORSPORTS USA (1) 330 630 0888

Co-ordsport
CO-ORD SPORT
ARP, FIDANZA, ROSS & OLIVER DISTRIBUTORS
 Tel: +44 (0)1384 216002
 Fax: +44 (0)1384 216009
 Email: sales@coordsport.com
 Kings Street, Dudley, West Midlands DY2 8PX, UK
 01455 273738
DKE USA (1) 901 345 6886
EAGLE 02476 366910
FARNDON ENG 01902 324460
GRAINGER & WORRALL 01902 457189
LAYSTALL ENGINEERING

NORTHBRIDGE MOTORSPORT
LINREAD NORTHBRIDGE MOTORSPORT Tel: 01516 572924
 Fax: 01516 572901
 Viking Road, Wigston, Leicestershire, LE18 2BL
MILLINGTON 01746 782668
SWINDON RACING ENGINES 01793 531321

CRANKSHAFTS
CUSTOM CRANK Tel: 01902 422144
 Fax: 01902 422133
 Web: www.customcrank.co.uk
 Email: markhenry.rigg@btinternet.com

THE CRANKSHAFT PEOPLE
CRANKSHAFT DAMPERS
VIBRATECH USA (1) 716 895 8000

FLYWHEELS
ALVIS ATL 02476 531911
ARROW PRECISION ENGINEERING LTD
 Tel: +44 (0) 1455 234200
 Fax: +44 (0) 1455 233545
 USA 001 916 931 1080
 02476 366910
COMPTECH USA Australia (61) 39 499 7433
FARNDON ENG USA (1) 714 220 2227
HARROP USA (1) 847 540 8999
KAITEN PRODUCTS 01793 531321
QUARTERMASTER
SWINDON RACING ENGINES

GASKETS
COMETIC BY JT FRANCE (33) 03207 46480
GOETTE Germany (49) 221 21 76900
GORE-TEX USA (1) 410 392 1200

HEADS
INTEGRAL POWERTRAIN 01908 278600
DUNNELL ENGINES 01449 677726
KENT AEROSPACE 01795 415000

INJECTORS
ASNU 0208 420 4494
HOLLEY PERFORMANCE USA (1) 502 781 9741
KINSLER USA (1) 810 362 1145
KS MOTORSPORT Germany (49) 1271 44905
MARREN USA (1) 203 732 4955

INTAKE MANIFOLDS
SBD MOTORSPORT 0208 391 0121
DUNNELL ENGINES 01449 677726
EDELBROCK USA (1) 310 281 2222
GRAINGER & WORRALL 01902 324460

Circuit Supplies (U.K.) LTD

Circuit Supplies are the main UK distributor for Ferodo Racing brake pads including the new DS2500 material - developed especially for track day and high performance road use.
ALSO AP RACING MAIN DISTRIBUTOR

Unit 22, Harmill Industrial Estate, Grovebury Road, Leighton Buzzard, Beds LU7 4FF, England
 Telephone: 01525 385 888 (International +44 1525 385 888)
 Fax: 01525 385 898 (International +44 1525 385 898) Mobile: 07774 689600
 Email: info@circuitsupplies.com Website: www.circuitsupplies.com

FERODO RACING Main UK Distributors

AP RACING Main Distributors

JENVEY DYNAMICS
KINSLER
LINGENFELTER
SCHIRCK
SWINDON RACING ENGINES

01746 768810
USA (0) 810 362 1145
USA (0) 219 724 2552
Germany (49) 21 91 9500
07993 53121

LINERS
AE PISTONS
APPERLEY HONING
DATRON SLEEVES
GKN SQUEEZFORM
LAYSTALL ENG
MAHLE

01274 729595
01242 525808
USA (0) 760 601 9895
01952 244121
01902 45789
Germany (49) 217 4190

OIL SEALS
RACETEC NAK

02380 246986

PISTONS
ACCALITE PISTONS
Accralite Piston Division, Spon Lane South, Smethurst, West Midlands B66 1JF
AE PISTON PRODUCTS
ARIAS
ARIAS FORGED PISTONS
BATTEN PERFORMANCE
COSWORTH
JE PISTONS
MALVERN RACING
MANLEY PERFORMANCE
OMEGA PISTONS

Tel 0121 525 6450
Fax 0121 551 5951
Tel 01274 729595
01902 45789
USA (0) 310 532 9737
USA (0) 313 946 9850
0604 752444
USA (0) 310 534 1390
USA (0) 714 808 0751
USA (0) 804 971 0668
USA (0) 732 905 3166
0121 559 6778



PERFECT BORE +44 (0) 1264 774330



ROSS PISTON STOCKISTS
Tel 01384 26102 Fax 01384 26109
Website: www.coordsport.com
Email: sales@coordsport.com
Kings Street, Dudley West Midlands DY2 8PX
SWINDON RACING ENGINES
TOTAL SEAL
WISCO PISTON

07993 53121
USA (0) 602 628 4977
USA (0) 216 952 6260
Canada 800 265 1029

PISTON RINGS
AE PISTON PRODUCTS
ARIAS FORGED PISTONS
CORDS PISTON RING
FORD AUTO ENG
GOETZE
HI-TECH
TOTAL SEAL
TWR ENGINES

01274 729595
USA (0) 310 532 9737
0208 998 9923
USA (0) 805 2981785
Germany (49) 221 217 4690
USA (0) 801 972 8766
USA (0) 602 678 4977
01993 871000

RUBBER & ELASTOMERIC COMPONENTS



BUTSER RUBBER LTD Tel: 0730 894034 / Fax: 0730 894444
Website: www.butserrubber.com
Email: butserrubber@btinternet.com
Mist Road, Liss, Hampshire GU33 7BQ

VALVES



DEL WEST ENG USA Tel: (0) 661 295 5700
Fax: (0) 661 295 8300
28128 West Livingston, Valencia CA 91355, USA
FERREA
GES VALVES LTD
QUINETO
MANLEY PERFORMANCE
RACING ENGINE VALVES
SCHIRCK
SUPERTECH PERFORMANCE
SWINDON RACING ENGINES
VALVE TECHNIQS
XCELZYNE TECHNOLOGIES

USA (0) 954 733 2505
01481 415444
08700 100942
USA (0) 732 905 3166
USA (0) 954 722 8060
Germany (49) 21 91 9500
USA (0) 408 448 2001
07993 53121
01604 706541
USA (0) 336 472 8281

VALVE SEATS

ARROW PRECISION ENGINEERING LTD
Tel +44 (0) 1455 234200
Fax +44 (0) 1455 33545
Tel (0) 805 499 8885
Fax (0) 805 499 7850
2640 Lavery CT, Unit C, Newbury Park, CA91320, USA
SERDI
SWINDON RACING ENGINES

01795 843802
USA (0) 313 792 6620
USA (0) 213 781 2222
01527 642810
01910 2486666
Germany (49) 71 518300
USA (0) 732 905 3166
01251 716900
Germany (49) 62 217609
01481 415444

VALVESPRINGS
CONNAUGHT
DIAMOND
EDELBRÖCK
HERBERT TERRY 6 SONS
KENT CAMS
KURT KAUFFMANN
MANLEY PERFORMANCE
PERFORMANCE SPRINGS
SCHMITZHELM
VALVE SPRING RETAINERS
GES VALVES LTD

01795 843802
USA (0) 313 792 6620
USA (0) 213 781 2222
01527 642810
01910 2486666
Germany (49) 71 518300
USA (0) 732 905 3166
01251 716900
Germany (49) 62 217609
01481 415444

VALVE GUIDES
ARROW PRECISION ENGINEERING LTD
Tel +44 (0) 1455 234200 Fax +44 (0) 1455 23545
KAITEN PRODUCTS USA (0) 714 220 2227
SERDI 08195 23225

3.2 Engine Ancillaries

AIR FILTERS



INDUCTION TECH GROUP Tel 02476 305386
Fax 02476 307999
Unit B, Quinn Close, Seven Stars Industrial Estate, Whitley, Coventry CV3 4LL
USA 800 858 3333
UK 01925 636950
USA (0) 248 362 1145
01604 671000

KEN ENGINEERING
KEN FILTERS (EUROPE)
KINSLER
PIPERCROSS
CARBURETTORS
BG FUEL SYSTEMS
CARBURETOR SHOP
SOLEX
WEBER
WEBERON

USA (0) 706 864 8544
USA (0) 909 481 5816
France (33) 14 729 7871
Italy (39) 51 47995
00932 7871000

EXHAUST SYSTEMS
ACTIVE ENGINEERING USA (0) 714 637 1155
BURNS STAINLESS USA (0) 949 031 5120



GDS EXHAUSTS Tel: 01280 705210 / Fax: 01280 705225
Email: sales@gds-exhausts.co.uk
Website: www.gds-exhausts.co.uk
Unit 8C Boundary Road, Brackley MK13 7BS



GOOD FABRICATIONS LTD
Tel: +44 (0)1844 202850 / Fax: (0)1844 202813
Email: info@goodfabs.com www.goodfabs.com
Unit 3a, Drakes Farm, Drakes Drive, Long Crendon, Aylesbury, Bucks HP88 9BA England
USA (0) 661 403 4113

FLOWMASTER USA (0) 661 403 4113



ICENGINWORKS tel (512) 858 2232 fax (512) 858 2282
Website: www.icengineworks.com
Email: info@icengineworks.com
3996 Hwy 290E, Suite C, Dripping Springs, TX 78620 USA
01789 290890
USA (0) 715 835 3292
01213 5002000
0208 648 4786

JETEX EXHAUSTS
MARK ORTIZ
PIPER CAMS
SPECIALISED EXHAUST
FUEL FILTERS

01443 233090
USA (0) 248 362 1145
01803 866464
01753 233080
USA (0) 217 324 3737
FRAM EUROPE
USA (0) 217 324 3737
USA (0) 217 324 3737
USA (0) 217 324 3737
USA (0) 217 324 3737
USA (0) 217 324 3737

AN MOTORSPORT DESIGN
CONNAUGHT
EARL'S PERFORMANCE
Unit 17 Silverstone Circuit, Towcester, Northamptonshire NN12 8TL, England
USA 808 785 6740
01803 866464
01753 233080
USA (0) 217 324 3737
FRAM EUROPE
USA (0) 217 324 3737
USA (0) 217 324 3737
USA (0) 217 324 3737
USA (0) 217 324 3737

ED PINK RACING ENGINES
EXACT ENGINEERING
FIS MOTOR RACING
FLUID CONTROL PRODUCTS INC
FRAM EUROPE
KINSLER
LEE PRODUCTS
SPV RACING
THINK AUTOMOTIVE
TJ FILTERS
WEBCON

01443 233090
USA (0) 248 362 1145
01803 866464
01753 233080
USA (0) 217 324 3737
FRAM EUROPE
USA (0) 217 324 3737
USA (0) 217 324 3737
USA (0) 217 324 3737
USA (0) 217 324 3737
USA (0) 217 324 3737
USA (0) 217 324 3737

FUEL INJECTION
AC ROCHESTER USA (0) 716 359 6361
ASNU Tel 0208 420 4494
BGC MOTORSPORT 0208 880 4205
BOSCH 08195 834166
Germany (49) 711 8111 USA (0) 312 865 5200
01795 843802
0208 391 0121
Tel (0) 314 291 7223
01635 581255
02476 305386
01746 768810
01455 230576



KINSLER FUEL INJECTION Tel: USA (0) 248 362 1145
Fax: USA (0) 248 362 1032
Website: www.kinsler.com
LINGENFELTER USA (0) 219 724 2552
MAGNETI MARELLI Italy (39) 2 688 351
MM COMPETITION SYSTEMS 08707 446866
MARREN USA (0) 203 732 4595
MILLINGTON 07476 780261
MOTEC Australia (61) 3 9781 5050
USA (0) 8700 191000
Japan (81) 489 46 7734
USA (0) 714 897 6804
Japan (81) 56 625 5511
UK 0208 591 7700
+44 (0)1954 253610
0174 446 9473
USA (0) 805 967 9478

PECTEL CONTROL SYSTEMS
SAKATA MOTORSPORT ELEC. INC.
SWINLEY DYNAMICS
TWM INDUCTION

USA (0) 419 238 1190
01628 776320



ATI USA (0) 201 805 1400
Fax (0) 201 805 1962
Aero Tec Laboratories Inc, Spear Road Industrial Park, Ramsey, NJ 07446-1221, USA
UK 01908 357900 / Fax 01908 357950
Aero Tec Laboratories Ltd (Europe), 1 Patriot Drive, Rookley, Milton Keynes, MK13 8PU
UK 01753 553610
USA 704 791 4319
0795 84380
01803 866464
USA 317 243 3092
01684 891898
UK 01799 541955
USA (0) 714 842 2211
USA (0) 310 531 1924
USA (0) 317 244 1000
USA (0) 704 662 9095

ATL USA (0) 714 220 2227
08195 23225
BROWN AND MILLER UK 01753 553610
USA 704 791 4319
0795 84380
CONNAUGHT 01803 866464
EXACT ENGINEERING 01803 866464
FAE MACHINE USA 317 243 3092
FLEXOLITE 01684 891898
FUEL SAFT UK 01799 541955
USA (0) 714 842 2211
USA (0) 310 531 1924
USA (0) 317 244 1000
USA (0) 704 662 9095



GOODRIDGE CA Tel 01392 369090 / Fax 01392 441780
GOODRIDGE INDY Exeter Airport Business Park, Exeter, EX5 2TP
GOODRIDGE EAST USA (0) 410 535 3142
USA 704 791 4319
Tel 0121 525 7733



KRONOTEC MASCHINENBAU GmbH
Fitting & Hose Systems
Pommernstraße 33 93073 Neutraubling
Tel: 09401 5253-0
Fax: 09401 5253-10
Germany (49) 2271 41905
France (33) 320 99 75 10
01803 866371
Australia (61) 2 791 9899
0208 568 1172
01684 891898
01392 369090
France 33 3 20929510
01327 359912
USA (0) 216 232 2282

KS MOTORSPORTS
PRONAL
SPECIALTY FASTENERS
SPV RACING
THINK AUTOMOTIVE
FLEXOLITE
GOODRIDGE
PRONALS
RACETECH
WELDON RACING PUMPS

USA (0) 562 861 4765
FAX USA (0) 562 861 5503
5630 Imperial Highway, South Gate, CA 90280, USA



FUEL VALVES
AN MOTORSPORT DESIGN
ATL
EXACT ENG
KINSLER
PRONALS
SPECIALTY FASTNERS

01628 776320
USA (0) 201 825 1400
UK 01908 357900
01803 866464
USA (0) 248 362 1145
France 33 3 20929510
01803 866371

HOSES & HOSE-ENDS
AEROQUIP USA (0) 419 238 1190
AN MOTORSPORT DESIGN 01628 776320
Pump & Motor Racing Solutions
BMSR
Performance Culture & Design

BROWN AND MILLER UK Tel: 01753 553610
Fax: 01753 574777
Unit 7-7A, Langley House, Middle Green Trading Estate, Langley, SL3 6DF USA Tel: 704 793 4319
Fax: 704 793 4319
4005 Dearborn Place NW, Concord, NC 28027
01926 474772
USA (0) 310 609 1602
01803 866464
01327 311018
01753 570863
USA (0) 217 324 3737
Fax (0) 217 324 3737
01392 369090
USA (0) 310 531 1924
USA (0) 317 244 1000
USA (0) 704 662 9095
01282 419192
USA (0) 410 435 1414
0121 525 7733
USA (0) 248 362 1145
01443 238164

DELPHI BRAKES SYSTEMS
EARL'S
EXACT ENG
FASTENER FACTORY
FIS MOTOR RACING
FLUID CONTROL PRODUCTS INC

USA (0) 716 359 6361
Tel 0208 420 4494
0208 880 4205
08195 834166
Germany (49) 711 8111 USA (0) 312 865 5200
01795 843802
0208 391 0121
Tel (0) 314 291 7223
01635 581255
02476 305386
01746 768810
01455 230576

GOODRIDGE UK
GOODRIDGE CA
GOODRIDGE INDY
GOODRIDGE EAST
HCL FASTENERS
HENRY'S ENG
JLS MOTORSPORT
KINSLER
SAMCO SPORT

01628 776320
USA (0) 201 825 1400
UK 01908 357900
01803 866464
USA (0) 248 362 1145
France 33 3 20929510
01803 866371

BROWN AND MILLER UK Tel: 01753 553610
Fax: 01753 574777
Unit 7-7A, Langley House, Middle Green Trading Estate, Langley, SL3 6DF USA Tel: 704 793 4319
Fax: 704 793 4319
4005 Dearborn Place NW, Concord, NC 28027
01926 474772
USA (0) 310 609 1602
01803 866464
01327 311018
01753 570863
USA (0) 217 324 3737
Fax (0) 217 324 3737
01392 369090
USA (0) 310 531 1924
USA (0) 317 244 1000
USA (0) 704 662 9095
01282 419192
USA (0) 410 435 1414
0121 525 7733
USA (0) 248 362 1145
01443 238164

DELPHI BRAKES SYSTEMS
EARL'S
EXACT ENG
FASTENER FACTORY
FIS MOTOR RACING
FLUID CONTROL PRODUCTS INC

USA (0) 716 359 6361
Tel 0208 420 4494
0208 880 4205
08195 834166
Germany (49) 711 8111 USA (0) 312 865 5200
01795 843802
0208 391 0121
Tel (0) 314 291 7223
01635 581255
02476 305386
01746 768810
01455 230576

GOODRIDGE UK
GOODRIDGE CA
GOODRIDGE INDY
GOODRIDGE EAST
HCL FASTENERS
HENRY'S ENG
JLS MOTORSPORT
KINSLER
SAMCO SPORT

01628 776320
USA (0) 201 825 1400
UK 01908 357900
01803 866464
USA (0) 248 362 1145
France 33 3 20929510
01803 866371

BROWN AND MILLER UK Tel: 01753 553610
Fax: 01753 574777
Unit 7-7A, Langley House, Middle Green Trading Estate, Langley, SL3 6DF USA Tel: 704 793 4319
Fax: 704 793 4319
4005 Dearborn Place NW, Concord, NC 28027
01926 474772
USA (0) 310 609 1602
01803 866464
01327 311018
01753 570863
USA (0) 217 324 3737
Fax (0) 217 324 3737
01392 369090
USA (0) 310 531 1924
USA (0) 317 244 1000
USA (0) 704 662 9095
01282 419192
USA (0) 410 435 1414
0121 525 7733
USA (0) 248 362 1145
01443 238164

DELPHI BRAKES SYSTEMS
EARL'S
EXACT ENG
FASTENER FACTORY
FIS MOTOR RACING
FLUID CONTROL PRODUCTS INC

USA (0) 716 359 6361
Tel 0208 420 4494
0208 880 4205
08195 834166
Germany (49) 711 8111 USA (0) 312 865 5200
01795 843802
0208 391 0121
Tel (0) 314 291 7223
01635 581255
02476 305386
01746 768810
01455 230576

GOODRIDGE UK
GOODRIDGE CA
GOODRIDGE INDY
GOODRIDGE EAST
HCL FASTENERS
HENRY'S ENG
JLS MOTORSPORT
KINSLER
SAMCO SPORT

01628 776320
USA (0) 201 825 1400
UK 01908 357900
01803 866464
USA (0) 248 362 1145
France 33 3 20929510
01803 866371

BROWN AND MILLER UK Tel: 01753 553610
Fax: 01753 574777
Unit 7-7A, Langley House, Middle Green Trading Estate, Langley, SL3 6DF USA Tel: 704 793 4319
Fax: 704 793 4319
4005 Dearborn Place NW, Concord, NC 28027
01926 474772
USA (0) 310 609 1602
01803 866464
01327 311018
01753 570863
USA (0) 217 324 3737
Fax (0) 217 324 3737
01392 369090
USA (0) 310 531 1924
USA (0) 317 244 1000
USA (0) 704 662 9095
01282 419192
USA (0) 410 435 1414
0121 525 7733
USA (0) 248 362 1145
01443 238164

DELPHI BRAKES SYSTEMS
EARL'S
EXACT ENG
FASTENER FACTORY
FIS MOTOR RACING
FLUID CONTROL PRODUCTS INC

USA (0) 716 359 6361
Tel 0208 420 4494
0208 880 4205
08195 834166
Germany (49) 711 8111 USA (0) 312 865 5200
01795 843802
0208 391 0121
Tel (0) 314 291 7223
01635 581255
02476 305386
01746 768810
01455 230576

GOODRIDGE UK
GOODRIDGE CA
GOODRIDGE INDY
GOODRIDGE EAST
HCL FASTENERS
HENRY'S ENG
JLS MOTORSPORT
KINSLER
SAMCO SPORT

01628 776320
USA (0) 201 825 1400
UK 01908 357900
01803 866464
USA (0) 248 362 1145
France 33 3 20929510
01803 866371

BROWN AND MILLER UK Tel: 01753 553610
Fax: 01753 574777
Unit 7-7A, Langley House, Middle Green Trading Estate, Langley, SL3 6DF USA Tel: 704 793 4319
Fax: 704 793 4319
4005 Dearborn Place NW, Concord, NC 28027
01926 474772
USA (0) 310 609 1602
01803 866464
01327 311018
01753 570863
USA (0) 217 324 3737
Fax (0) 217 324 3737
01392 369090
USA (0) 310 531 1924
USA (0) 317 244 1000
USA (0) 704 662 9095
01282 419192
USA (0) 410 435 1414
0121 525 7733
USA (0) 248 362 1145
01443 238164

DELPHI BRAKES SYSTEMS
EARL'S
EXACT ENG
FASTENER FACTORY
FIS MOTOR RACING
FLUID CONTROL PRODUCTS INC

USA (0) 716 359 6361
Tel 0208 420 4494
0208 880 4205
08195 834166
Germany (49) 711 8111 USA (0) 312 865 5200
01795 843802
0208 391 0121
Tel (0) 314 291 7223
01635 581255
02476 305386
01746 768810
01455 230576

GOODRIDGE UK
GOODRIDGE CA
GOODRIDGE INDY
GOODRIDGE EAST
HCL FASTENERS
HENRY'S ENG
JLS MOTORSPORT
KINSLER
SAMCO SPORT

01628 776320
USA (0) 201 825 1400
UK 01908 357900
01803 866464
USA (0) 248 362 1145
France 33 3 20929510
01803 866371

BROWN AND MILLER UK Tel: 01753 553610
Fax: 01753 574777
Unit 7-7A, Langley House, Middle Green Trading Estate, Langley, SL3 6DF USA Tel: 704 793 4319
Fax: 704 793 4319
4005 Dearborn Place NW, Concord, NC 28027
01926 474772
USA (0) 310 609 1602
01803 866464
01327 311018
01753 570863
USA (0) 217 324 3737
Fax (0) 217 324 3737
01392 369090
USA (0) 310 531 1924
USA (0) 317 244 1000
USA (0) 704 662 9095
01282 419192
USA (0) 410 435 1414
0121 525 7733
USA (0) 248 362 1145
01443 238164

OIL COOLERS
AEROQUIP USA (0) 419

3.3 Engine Electronics

COMPUTER SUPPLIERS

ACES 01206 395224
 ADVANCED AUTOMOTIVE 01753 642019
 COMPETITION DATA USA (1) 716 631 2880
 ELECTRONICS Australia (61) 9836 2199
 PAD RACING New Zealand (64) 3 3386 2888
 PERFORMANCE TRENDS USA (1) 248 473 9230
 RACELOGIC 01280 813803

DATA-ACQUISITION

ACTIVE SENSORS Tel 0202 480620
 Fax 0120 2480664
 ADVANCED AUTOMOTIVE 01753 642019
 B&G RACING USA (1) 602 274 2537
 BOSCH 01895 834266
 Germany (49) 711 8111
 USA (1) 312 865 5200
 USA (1) 716 631 2880
 USA 800 870 8181
 01905 796090
 CORSA INSTRUMENTS USA (1) 312 761 1545
 d DEBUS Germany (49) 721 944850
 DATASAPRES ACQUISITION 0202 463 9222
 DATRON TECHNOLOGY 01908 260655
 DIGICON ENGINEERING Canada (1) 604 984 9417
 FOREFRONT USA (1) 404 448 9550

Intercomp

INTERCOMP USA Tel (1) 763 476 2531
 Fax (1) 763 476 2643
 14465 23rd Avenue N, Minneapolis, MN 55447, USA
 ISAAC INSTRUMENTS INC. Tel: (450) 658 7520
 Fax: (450) 658 3322
 Email: isaac@isaac.ca
 Website www.isaac.ca
 25 Robert, Chamby, Quebec, Canada J3L 1S2
 USA (1) 425 485 0620
 01483 261466
 MM COMPETITION SYSTEMS 08707 441666
 MOTEC Australia (61) 3 9761 5050
 MOTEC (EUROPE) UK 08700 1910100
 MOTEC JAPAN Japan (81) 489 46 1734
 MOTEC SYSTEMS USA USA (1) 714 897 6804
 MOTECI USA (1) 804 973 1399
 MOTOR SPORT ELEC Australia (61) 7 3290 1309
 MOTORSPORTS INTERFACE 01227 31001
 MTS Powertrain Tech Tel 01912 351516
 Fax 01912 351517

LONGACRE 01483 261466
 McLAREN ELECTRONICS 08707 441666
 MM COMPETITION SYSTEMS Australia (61) 3 9761 5050
 MOTEC (EUROPE) UK 08700 1910100
 MOTEC JAPAN Japan (81) 489 46 1734
 MOTEC SYSTEMS USA USA (1) 714 897 6804
 MOTECI USA (1) 804 973 1399
 MOTOR SPORT ELEC Australia (61) 7 3290 1309
 MOTORSPORTS INTERFACE 01227 31001
 MTS Powertrain Tech Tel 01912 351516
 Fax 01912 351517
 7 Glen Court, Canada Road, Byfleet, Surrey KT14 7JL
 NIPPON DENSO Japan (81) 50 625 0951
 PECTEL CONTROL SYSTEMS +44 (0)1954 253610
 PENNY & GILES 01202 4094019
 PERFORMANCE TRENDS USA (1) 248 473 9230
 PI RESEARCH 01954 253600
 POLY LOGIC 0462 620660
 QINETIQ 08700 100942
 QUANTUM SUSPENSION 01243 865059
 RACE DATA ENGINEERING USA (1) 714 449 1445
 SAKATA MOTORSPORT ELEC. INC. (714) 440 9473
 STACK Tel 01869 240404
 Fax 01869 245500
 email: sales@stacktd.com
 Wedgewood Road, Bicester Oxfordshire, OX26 4JL
 STEVE BUNCKHALL 01223 301625
 VARIOHM 01227 351004

ENGINE MANAGEMENT SYSTEMS

ADVANCED AUTOMOTIVE 01753 642019
 BOSCH 0208 420 4194
 Germany (49) 711 8111
 USA (1) 312 865 5200
 CONNAUGHT 01795 813802
 DATASAPRES 0202 463 9229
 SID MOTORSPORT 02043 261012
 McLAREN ELECTRONICS 01483 261466
 MM COMPETITION 08707 441666

MOTEC

MOTEC PTY LTD Aus Tel: 613 9761 5050
 Fax: 613 9761 5051
 Japan: +81 489 461 734
 c/o Merringdale Drive
 Crolyton South Victoria Australia
 UK: +44 0700 191000
 USA: +1 714 895 7001
 +44 (0)1954 253610
 USA (1) 248 441 3060
 (714) 440 9473
 STACK 01869 240404
 SUPERCHIPS 01280 813802
 TERRY SHEPHERD TUNING 01606 574254
 WALBRO ENGINE MANAGEMENT USA (0989) 872 7991
 ZYTEK SYSTEMS 0121 323 2321

ENGINE SENSORS

ACTIVE SENSORS Tel 01202 480620
 Fax 01202 480664
 Unit 1, Wilberley Rd, Orsettchurch, Donnet, B121 3BU England
 AVL DEUTSCHLAND (49) 6134 7179-0
 GmbH Germany
 DATASAPRES 0208 463 9229
 ENTRAN 01921 843 999
 KISTLER INSTRUMENTS 01420 544477

kulite

KULITE SENSORS Tel 01256 466646
 Kulite House, Stroudley Road, Basimake, RG24 0UC, England

MAGCANICA INC USA 858 454 8950
 McLAREN ELECTRONICS 01483 261466
 THE STRAIN GAUGING CO 0256 300666
 VARIOHM 01317 351004

REV-LIMITERS

LUCAS ELECTRICAL 0121 536 5050
 LUMINATION 020 7401 4344
 MM COMPETITION 08707 441666

3.4 Transmission Components

CLUTCHES

ALCON Tel +44 (0) 1827 723700
 Fax +44 (0) 1827 723701
 Email info@alcon.co.uk
 www.alcon.co.uk
 Apollo, Tamworth, Staffordshire B79 7TN

AP RACING

FIGHEL & SACHS 0124 7663 9595
 GOODRIDGE Fax (1) 24 7663 9599
 LOLA Wheier Road, Coventry, CV3 4LB
 Tel 0208 654 8835
 01922 369090
 Tel 01480 451101
 Fax 01480 455722
 QUARTER MASTER USA (1) 847 540 8999
 Fax (1) 847 540 0526
 510 Telsor Road, Lake Zurich, IL 60047, USA
 SUPER CLUTCH UK 01926 812136
 RTRAC Germany (49) 9725 5925

SACHS RACE ENGINEERING GmbH Tel +49 9721-984300
 Fax +49 9721-984299
 Email service.serv@alco.de
 Website www.sachs-race-engineering.de
 Ernst-Sachs-Strasse 62, 97424 Schweinfurt, Germany
 SACHS BOGE UK 01988 822153
 TILTON ENGINEERING USA (1) 805 688 2353
 UK 01202 4094019
 Fax (1) 805 688 2745
 25 Easy Street, Buellton, CA 93427 USA
 WILWOOD ENGINEERING USA (1) 805 388 4938
 USA (1) 805 388 1188
 416 Calle San Pablo, Camarillo, CA 93012, USA

COMPLETE TRANSMISSIONS

RICARDO MIDLANDS TECHNICAL CENTRE Tel: 01926 447152
 Fax: 01926 393512
 Email: latin.wright@ricardo.com
 Website: www.ricardo.com
 Southam Road, Radford Semele,
 Leamington Spa CV31 1FQ

CWP'S

DAVID BROWN 01484 22180
 DTS USA (1) 311 778 0540
 JCM TRANSALES USA (1) 303 695 6903
 MARK BAILEY RACING USA (1) 803 850130
 XTRAC LTD 01635 293180

DIFFERENTIALS

AJEC INDUSTRIES 01242 222739
 GEARACE LIMITED 08709 277563
 GKN AXLES 0207 910 2424
 HEWLAND ENG USA (1) 303 695 6903
 JCM TRANSALES USA (1) 303 695 6903
 MARK BAILEY RACING 01732 241444
 QUAFIE ENGINEERING 01273 455611
 RICARDO 01926 319199
 RICARDO MIDLANDS TECHNICAL CENTRE USA (1) 310 614 8431
 TOM'S DIFFERENTIALS 02476 059061
 TRAN-X GEARS LTD 01635 293180
 XTRAC LTD USA (1) 716 461 5000
 ZEXEL-GLEASON USA (1) 716 461 5000

DRIVESHAFTS

TORQLINE Composite Driveshafts Products Tel: +44 (0)1295 220130
 Fax: +44 (0)1295 220138
 Email: motorsport@ctgtd.co.uk
 www.ctgtd.co.uk
 Thorpe Park, Thorpe Way, Banbury, Oxfordshire
 OX16 4SU United Kingdom

GKN MOTOR SPORT

Tel 01221 313 1664
 Fax 01221 313 2074
 Unit 5, Kingsbury Business Park,
 Kingsbury Road, Minworth, Sutton Coldfield,
 Birmingham B76 9DL, England

METALORE
 PANKL
 TEX RACING
 TRAN-X GEARS LTD

USA (1) 310 643 0360
 0041 3862 319999
 USA (1) 910 428 9522
 02476 659061

GEARS

COLLEDGE & MORLEY 02476 462328
 COMPUTECH USA USA (1) 916 933 1080
 DAVID BROWN 01484 22180
 GEARACE LIMITED 08709 277563
 HEWLAND ENG 01628 827600
 JCM TRANSALES USA (1) 303 695 6903
 KERSCHBAUMER Ger (49) 6074 47 663
 MARK BAILEY RACING 01980 850130
 PANKL 0041 3862 319999
 TEX RACING USA (1) 910 428 9522
 RICARDO MIDLANDS TECHNICAL CENTRE 01926 319199
 TRAN-X GEARS LTD 02476 659061
 XTRAC LTD 01635 293180

UNIVERSAL JOINTS

FLAMING RIVER USA (1) 440 826 4488
 GEARACE LIMITED 01869 277563

Database 4 FACTORY EQUIPMENT

4.1 Factory Hardware

AIR LINES & FITTINGS
 A.N. MOTORSPORT DESIGN 01628 276320
 EARL'S UK 01327 858221
 EXACT ENGINEERING 01801 866464
 Fhs Motor Racing Ltd 01753 513080
 GOODRIDGE UK 01392 369090
 GOODRIDGE CA USA (1) 310 533 1924
 GOODRIDGE INDY USA (1) 317 244 1000
 GOODRIDGE EAST USA(1) 704 662 9095
 INGERSOLL RAND 01204 6960910
 JLS MOTORSPORT 0121 525 7731
 REGENT Germany (49) 9401 791602
 ROTOTEST Sweden 46 8523 52800
 THINK AUTOMOTIVE 0208 918 172

AIR TOOLS

DESOUTTER AUTOMOTIVE 0208 205 4884

paoli
 DINO PAOLI S.R.L. Tel: +390 522 300828
 Fax: +390 522 304864
 email: info@dinopaoli.com
 Website: www.dinopaoli.com
 Via Guido Dorso, 54200, Reggio Emilia, Italy
 01932 616099
 01204 696090
 0121 525 7731

CNC MACHINING CENTRES

ABSOLUTE MACHINE TOOL USA (1) 440 224 5131
 BOSTON DIGITAL USA (1) 508 473 4569
 BRIDGEPORT MACHINE USA (1) 248 209 1750
 DEREK ROBINSON 016 266 2222
 DEWCO USA (1) 765 962 7101
 MACHINERY SALES USA (1) 510 490 4000
 MAKINO USA (1) 800 552 3288
 MEDDINGS MACHINES 01752 893277
 MILLS ENGINEERING 08001 745531
 MILSITE ENGINEERING USA (1) 304 273 5351
 RGS PERFORMANCE USA (1) 716 434 2509
 RMT MECHATRONICS 01895 22225
 SERDI 01895 22225
 SOUTHWESTERN IND USA (1) 310 608 4222
 TGA AEROFOILS LTD 01827 260026
 TGS USA (1) 920 668 1002
 TOYOTA EUROPE 02476 547200

CRACK DETECTION

ABS PRODUCTS USA (1) 714 671 0728
 DCM TECH USA (1) 800 533 5319
 KRAUTKRAMER BRANSON USA (1) 717 242 0327

CRYOGENIC TEMPERING

FROZEN SOLID 01449 674914

DUST EXTRACTION EQUIP

DENGER 01789 470098

DYNAMOMETERS: CHASSIS

FROUDE CONSOLE 01905 856800
 International Dynamometers LTD/Dynapack
 USA 001 559 292 3800 New Zealand 64 4587 0484
 LAND & SEA USA (1) 603 329 5645
 KISTLER Instruments Ltd 01420 544477
 ROTOTEST Sweden (46) 8 532 55890
 SUPERFLOW USA (1) 800 471 7701
 Belgium 3215 216300
 UNICO (UK) LTD 01908 260000

DYNAMOMETERS: DAMPER

BEHRENS SPEED CENTER USA (1) 914 651 7889
 CZECH MATE USA (1) 800 870 2223
 DYNAMIC SUSPENSIONS Can (1) 905 470 8778
 UK 01842 795744
 ND TECH SHOCK DYNOS USA (1) 420 614 9541
 SCHMITT EUROPE UK 02476 607192
 SPA DESIGN 01827 260026
 SPA TECHNIQUE USA (1) 317 271 7941
 TAT Germany (49) 7252 84258

DYNAMOMETERS: ENGINE

AVL Germany (49) 61 34 71 790
 DSP TECHNOLOGY 01932 351516
 DYNAMIC TEST SYSTEMS 01842 755744
 ENGINE & DYNAMOMETER 01708 857108
 FROUDE CONSOLE 01905 856800
 JRM AUTOMOTIVE USA (1) 808 966 2531
 LAND & SEA USA (1) 603 329 5645
 LOTUS ENGINEERING 01953 608000
 MOTORSPORTS INTERFACE 01788 890412
 TAT Germany (49) 7252 84258

DYNAMOMETER INSTRUMENTATION

ACQUIRED DATA SYSTEMS USA (1) 800 566 0119
 DEPAR DYNO SYSTEMS USA (1) 395 339 1295
 DYNOLAB USA (1) 206 221 3997
 FROUDE CONSOLE 01905 856800
 LAND & SEA USA (1) 603 329 5645
 KISTLER Instruments Ltd 01420 544477
 PERFORMANCE TRENDS USA (1) 248 473 9230
 QUADRANT SCIENTIFIC USA (1) 303 666 8414
 ROEHRIG ENGINEERING USA (1) 316 431 1827
 SUPERFLOW USA (1) 800 471 7701
 Belgium 3215 216300
 TAT Germany (49) 7252 84258

ENGINE BALANCING EQUIP

ABS PRODUCTS USA (1) 714 671 0728
 BC GEROLAMY USA (1) 916 638 9008
 POWERHOUSE PRODUCTS USA 800 872 2223
 SCHMITT EUROPE 02476 607192
 SUNNEN PRODUCTS USA (1) 800 732 2878
 WINONA VAN Canada (1) 800 811 0790

ENGINE HOISTS

MR GASKET PERFORMANCE USA (1) 216 398 8300
 SILVER SEAL USA (1) 800 521 2939

ENGINE STANDS

ABS PRODUCTS USA (1) 714 671 0728
 BLUEBIRD USA (1) 800 808 2473
 C-LINE USA (1) 800 645 7267
 DYNAMIC TEST SYSTEMS USA (1) 800 243 3966
 GOODSON USA (1) 507 452 1830
 JEGS USA (1) 614 294 5511
 MOHOSO PERFORMANCE USA (1) 201 451 6571
 MR GASKET PERFORMANCE USA (1) 216 398 8300
 RACER COMPONENTS USA (1) 901 581 6976
 SCRIBNER USA (1) 916 838 1925

FLOW BENCHES

ASNU 0208 420 4494
 AUDIE TECHNOLOGY USA (1) 610 630 2805
 CV PRODUCTS USA (1) 800 448 1223
 South Africa (27) 11 961281
 CLO-FLOW USA (1) 395 329 1265
 DEPAR DYNO SYSTEMS USA (1) 714 632 7828
 FLOWDATA USA (1) 800 262 4634
 HONEY MFG USA (1) 248 273 0210
 PERFORMANCE TRENDS USA (1) 248 473 9230
 ROEHRIG ENGINEERING USA (1) 316 431 1827
 SUPERFLOW USA (1) 800 471 7701
 Belgium 3215 216300
 TAT Germany (49) 7252 84258

Dynamometer Services Group Ltd

Contact DSG (Formerly EDS)
 Sales of New & Second-hand Dynamometers
 Engine Test Equipment incl. Computer Control & Data Logging
 Refurbishment & Updating of Dynamometers & Ancillaries
 Fabrication of Engine Test Stands
 Dynamic Balancing & CARRILLO Con-Rods
 Dynamometer Services Group Ltd.,
 P.O. Box 163, Upminster RM14 3WL
 Tel/Fax: 01708-857108

Getecno

MOTORSPORT QUALITY
 ROD ENDS
 SPHERICAL BEARINGS



INTERNATIONAL DISTRIBUTORS - WIDE STOCK AURORA • RODOBAL • Seals-it

inch sizes
 metric sizes
 widest range in Europe

ROD ENDS ACCESSORIES:
 lateral seals
 protection boots,
 jam-nuts
 right-hand, left-hand

Getecno srl
 16141 GENOVA - Italy
 fax +39 010 835.66.55
 phone +39 010 835.60.16

contacts in English, Deutsch,
 Français, Italiano

internet: www.getecno.com
 e-mail: info@getecno.com

GENERATORS: PORTABLE
 HANCO GENERATING USA (t) 800 417 6688
 LINCOLN ELECTRIC USA (t) 216 481 8100

HORIZONTAL/VERTICAL MACHINING CENTRES
 MAKINO USA (t) 800 552 3288
 MILLS (01601) 745511
 MITSUBISHI-YAMAZEN 0208 549 9161
 RGS PERFORMANCE USA (t) 716 434 2509
 TOYODA 02476 547200

LATHES
 RMT MECHATRONICS 01565 650411
 LOCK-N-STITCH USA (t) 800 736 8204
 MAGNAFLUX USA (t) 847 657 5300
 THE STRAIN GAUGING CO 0256 320666

RAPID PROTOTYPING
 CRP TECHNOLOGY Italy (39) 059 821355
 3D SYSTEMS UK 01442 282600

TOOL CABINETS
 DURA 01295 712800



GWS Systems Oy Tel: 01403 276445
 Fax: 01403 276434
 Email: sales@gwssystem.com
 Website: gwssystem.com
 Units 10-12 Horsham Court, City Business Centre, 6
 Brighton Road, Horsham, West Sussex BN13 5BA
 LISTA 01908 223333
 MAC TOOLS USA (t) 614 755 7000

WELDING EQUIPMENT
 AMILLER ELECTRIC MFG USA (t) 800 426 4553

4.2 Factory Software

CAD & CAM SOFTWARE

BRIDGEPORT MACHINE USA (t) 248 299 1750
 DASSAULT SYSTEMES USA (t) 808 673 2134
 DELCAM 0121 766 5544
 EXA USA (t) 781 676 8551
 MITUTOYO UK 01264 353123
 PARAMETRIC TECHNOLOGY 01252 817000
 QinetiQ 08700 100942

PARTS USE LIFING

ADVANCED RACING SYSTEMS USA (t) 513 893 2773
 LIFECHECK 02185 720665
 KINETIC RACING TECHNOLOGIES USA (t) 248 473 9230
 NOSKCOMP Australia 07 32 88 3895

PERF SIMULATION

D.A.T.S 01603 506526
 PI RESEARCH 01954 251600
 PERFORMANCE TRENDS USA (t) 248 473 9230
 RICARDO USA (t) 734 397 6666
 SERVOTEST 0208 707 1400
 VEHICLE DYNAMICS PERFORMANCE USA (t) 512 450 1035

Database 5

CIRCUIT EQUIPMENT

5.1 Pits Equipment

AIR COMPRESSORS

COMPAIR UK 01494 465000
 COMPAIR UK 01471 602222
 ROTOTEST Sweden 46 8532 55 890

AIR LINES & FITTINGS

EXACT ENGINEERING 01803 866464
 FASTENER FACTORY 01327 310188
 FHS Motor Racing Ltd 01753 513080
 GOODRIDGE UK 01392 3169090
 GOODRIDGE CA USA (t) 310 533 1924
 GOODRIDGE INDY USA (t) 317 244 1000
 GOODRIDGE EAST USA (t) 704 662 9995
 JLS MOTORSPORT 0121 525 7733
 KRONTEC Germany (49) 9401 703062
 Fax (49) 9401 70 24 76
 Berliner Straße 31, 93073 Neutraubling, Germany
 MOTORSPORTS NZ NZ 0664 2506 5599
 THINK AUTOMOTIVE 0208 518 1172

BATTERY CHARGERS

POWER TRANS SOLUTIONS -Tel 01722 332126
 Fax 01722 333 522
 www.wynall.com
 Stephens Road, Church Fields
 Salisbury, Wiltshire, SP2 7NX
 01327 857822

TRIDENT CAMBER GAUGES

DEMON TWEETS 01978 664466
 75 Ash Road South, Wrexham Industrial Estate,
 Wrexham, Clwyd LL13 9DG, Wales

HARRISON AUTO USA (t) 604 254 0024
 LONGACRE RACING USA (t) 425 885 3823
 OMS RACING 0113 2575956
 PACE PRODUCTS 01284 850960



REDLINE MOTORSPORT Tel 01606 737500
 Fax 01606 737689
 E-mail info@redlinemotorsport.co.uk
 01327 857822

CHASSIS STANDS

DEMON TWEETS 01978 664466
 SMR COMPONENTS USA (t) 708 949 9100

COMPUTER HARDWARE

ADVANCED AUTOMOTIVE 01753 642019
 CALEX INSTRUMENTATION 01255 373188
 CRANFIELD 01234 751361
 DYNOLAB USA (t) 206 243 8877
 FASTER SYSTEMS USA (t) 415 332 6064
 FUELTRONICS Australia (61) 0881632199
 FUJITSU 0208 573 4444
 GENESI 01635 582555
 KISTLER Switzerland (41) 52 224 111
 NOVA USA (t) 615 832 6355
 OLIVETTI 0208 785 6666
 PERFORMANCE TRENDS USA (t) 248 473 9230
 RACING CAR COMPUTERS 01279 812496
 STACK 08869 240404

CORNER SCALES

A.R.T. USA (t) 914 889 4499
 DEMON TWEETS 01978 664466
 LONGACRE RACING USA (t) 206 885 3823
 NOVATECH 0124 852744
 REDLINE MOTORSPORT Tel 01606 737500
 REDCENTRE 01480 464952

DAMPER DYNAMOMETERS (PORTABLE)

DYNAMIC SUSPENSIONS 01842 75544
 ROHRIG ENGINEERING USA (t) 313 344 8120
 SERVOTEST LTD 020 8707 1400
 SPA DESIGN 01827 288328
 SPA TECHNIQUE USA (t) 317 271 7941

EAR DEFENDERS

DEMON TWEETS 01978 664466
 FASTENER FACTORY 01327 310188
 RACING RADIOS USA (t) 404 366 3796
 REDLINE MOTORSPORT Tel 01606 737500

ELECTRIC STARTERS

POWER TRANS SOLUTIONS 01722 332126

ENGINE HOISTS

DUNLOP AUTOMOTIVE 0121 384 4444
 FACOM UK 01932 566099

ENGINE STANDS

GUYON RACING Canada (t) 401 277 6020
 TITAN MOTORSPORT 01480 474402

FIRE EXTINGUISHERS

CHUBB 01932 785588



FEV Tel 01243 555566 Fax 01234 555660
 Email sales@f-e-v.co.uk
 www.f-e-v.co.uk
 Unit 10 Ford Lane Business Park,
 Ford, West Sussex BN18 0UZ

FIREMASTER

LIFELINE FIRE SYSTEMS 02476 712999
 Mardi Gras Motorsports 01327 858 1006
 OMP 0208 566 7931
 Italy (39) 06 680 812

QINETIQ

SILVERSTONE RACE SERVICES 08700 100942
 SPA DESIGN 01327 858441
 SPA TECHNIQUE 01827 288328
 TRIDENT USA (t) 317 271 7941
 01327 857822

FLOOR CRANES

ANRICK TRADING NZ (04) 5809371
 FASTNER FACTORY 01327 310188
 SLINGSBY 01274 725591

FUME EXTRACTORS

DENCER 01789 470188
 INGERSOLL RAND 01204 690690

HAND PUMPS

EXACT ENGINEERING 01803 866464
 FACOM 01932 566099
 SILVERSTONE RACE SERVICES 01327 858441
 SNAP-ON USA (t) 414 656 5372
 0161 969 0126
 0208 310 6666

WURTH UK

HAND TRUCKS

OMS RACING 0132 575956
 SILVERSTONE RACE SERVICES 01327 858441
HEAD TORCHES
 ESSEX RACING USA (t) 404 889 4096
 HELLA 01295 232331

JACKS

ARGO MANUFACTURING USA (t) 630 377 1750
 DEMON TWEETS 01978 664466
 DUNLOP AUTOMOTIVE 02476 667738
 FACOM UK 01932 566099
 FASTENER FACTORY 01327 310188
 JLS MOTORSPORT 0121 525 7733
 KS MOTORSPORT Germany (49) 2271 44905
 PADDY HOPKIRK LTD 01255 850800
 PERFORMANCE MACHINE USA (t) 301 828 4546
 REDLINE MOTORSPORT Tel 01606 737500
 SLINGSBY 01274 725591
 DEMON TWEETS 01978 664466
 KS MOTORSPORT Germany (49) 2271 44905
 MARDI GRAS MOTORSPORTS 01327 858 006
 MECHANIX WEAR USA (t) 601 257 0474
 RALLY DESIGN 01795 531871
 SILVERSTONE RACE SERVICES 01327 858441

NOISE METERS

CIRRUS RESEARCH 01723 891655

PIT BARRIERS

KAISER & KRAFT 01923 233312
 SLINGSBY 01274 725591

PIT BOARDS

ACTIVE ENGINEERING USA 001 714 637 1155
 DEMON TWEETS 01978 664466
 GRAND PRIX RACEWEAR 0208 987 5500
 KS MOTORSPORT Germany (49) 2271 44905
 REDLINE MOTORSPORT Tel 01606 737500
 TRIDENT 01327 857822

PIT CANOPIES

PIT BITS 01727 858297

PIT LANE MARKERS

KAISER & KRAFT 01923 233312
 SLINGSBY 01274 725591

PIT TROLLEYS

CHAMPION 01953 888664
 DEMON TWEETS 01978 664466
 GTC COMPETITION 01483 272596
 LISTA 01908 223333
 REDLINE MOTORSPORT Tel 01606 737500
 OMS RACING 0113 2575956

PYROMETERS



AP RACING Tel 02476 619595
 Fax 02476 619559
 Wheeler Road, Coventry, CV3 4LB

RADIO SCANNERS

QINETIQ 08700 100942
 RACING RADIOS USA (t) 404 366 3796

RADIO SYSTEMS/INTERCOMS

AUTOCOM 01926 432429
 AUTOTEL RACE RADIO 01508 528837
 MRT 0150 981 2610
 QINETIQ 08700 100942
 STRODE SOUND 01761 419248

RAIN SUITS

DEMON TWEETS 01978 664466
 GRAND PRIX PROMOTIONS 01474 879524
 JAYBRAND 01731 68247
 REDLINE MOTORSPORT Tel 01606 737500

REFUELLING LINES & VALVES

DUNLOP 01235 863863
 EXACT ENGINEERING 01803 866464
 GTC COMPETITION 01483 272596
 KRONTEC Germany (49) 9401 703062
 PREMIER FUEL SYSTEMS 01332 850515
 THE STRAIN GAUGING CO 01256 320666

REFUELLING RIGS

DEMON TWEETS 01978 664466
 GTC COMPETITION 01483 272 151
 PREMIER FUEL SYSTEMS 01332 850515
 REDLINE MOTORSPORT Tel 01606 737500
 SPA DESIGN 01827 288328
 THE STRAIN GAUGING CO 01256 320666

SCISSOR PLATFORMS

SLINGSBY 01274 725591

SETUP FLOORS

ACTIVE ENGINEERING USA 001 714 637 1155
 4-PATCH 01376 342446
 KS MOTORSPORT Germany (49) 2271 44905
 ME MOTORSPORT 01884 253070
 RML 01933 402440
 THE STRAIN GAUGING CO 01256 320666
 SPA AEROFOLLS LTD 01827 260026
 UNIVERSITY OF HERTFORDSHIRE 01707 284270

SETUP GAUGES

A.R.T. USA (t) 914 889 4499
 CYBER DYNAMICS 01869 347812
 DEMON TWEETS 01978 664466
 LONGACRE RACING USA (t) 206 885 3823
 ME MOTORSPORT 01884 253070

REDLINE MOTORSPORT

Tel 01606 737500

THE STRAIN GAUGING CO

01256 320666

SPACE HEATERS

FASTENER FACTORY 01327 310188

STOPWATCHES

CASIO 0208 450 9131
 DEMON TWEETS 01978 664466
 GRAND PRIX RACEWEAR 020 8987 5500
 KS MOTORSPORT Germany (49) 2271 44905
 RACING RADIOS USA (t) 404 366 3796
 REDLINE MOTORSPORT Tel 01606 737500
 TRIDENT 01327 857822

STORAGE SYSTEMS

KAISER & KRAFT 01923 233312
 LISTA (UK) LTD 01908 222333
 POLSTORE STORAGE 01403 750000
 PRONALS France (33) 3201 997510

TAPE

DEMON TWEETS 01978 664466
 CLARENDON 01455 841200
 DRC RACE CAR USA (t) 609 397 4455
 EASTENER FACTORY 01327 310188
 KS MOTORSPORT Germany (49) 2271 44905
 RALLY DESIGN 01795 531871
 REDLINE MOTORSPORT Tel 01606 737500
 TRIDENT 01327 857822

TIMING SYSTEMS

CASIO 0208 450 9131
 CONTINENTAL SPORT USA (t) 513 459 8888
 ME MOTORSPORT 01884 253070
 MOTEK Australia (61) 3 9761 5050
 MOTEK (EUROPE) UK 08700 101000
 MOTEK JAPAN Japan (81) 489 46 1734
 MOTEK SYSTEMS USA USA (t) 714 897 6804
 MST SPORTS TIMING 01684 573749
 PI RESEARCH 01954 251600
 PIT BITS 01727 858297
 STACK 01869 240404
 UNISYS 0208 451 5562
 VULCAN ENTERPRISES USA (t) 601 759 7926

TOOL CABINETS

FACOM UK 01932 566099
 KAISER & KRAFT 01923 233312
 POLSTORE STORAGE 01403 750000
 SLINGSBY 01274 725591

TORQUE WRENCHES

FACOM UK 01912 566099
 NORBAR TORQUE TOOLS 01295 270333
 RALLY DESIGN 01795 531871

TRACKING GAUGES

A.R.T. USA (t) 914 889 4499
 DEMON TWEETS 01978 664466
 GMD COMPUTRACK Austr (61) 2 9644 1946
 REDLINE MOTORSPORT Tel 01606 737500
 THE STRAIN GAUGING CO 01256 320666

TYRE PRESSURE GAUGES

BERU FI SYSTEMS 01779 646200
 GRAND PRIX RACEWEAR 0208 987 5500
 THE STRAIN GAUGING CO 01256 320666
 TRIDENT 01327 857822

TYRE TEMPERATURE GAUGES

THE STRAIN GAUGING CO 01256 320666
 TRIDENT 01327 857822

TYRE TROLLEYS

OMS RACING 0132 575956

TYRE WARMERS

BANDIT Australia (61) 3 9318 0644
 DEMON TWEETS 01978 664466
 GRAND PRIX RACEWEAR 020 8987 5500
 JAYBRAND 01731 68247
 REDLINE MOTORSPORT Tel 01606 737500
 SEEKERS 0151 524 0919

5.2 Paddock Equipment

AWNINGS

ALFRED BULL 01483 575492
 ALRESFORD TECTONICS 01962 736366
 AWNING COMPANY 01204 363463
 BARKERS 020 8653 1988
 DEANS AWNINGS 01942 241399
 MAYFLOWER 01494 712131
 PIT BITS 01727 858297
 TOP MARQUEES 01623 740777

MOTORHOME HIRE

ATLANTIC COAST 01297 552222
 DAVID WILSON'S TRAILERS 01825 740660
 DUDLEYS 01993 703774
 MIDLAND INTERNATIONAL 02476 336411
 SPIRES OF OXFORD 01865 875539
 WESTCROFT AMERICAN 01902 731324

THE TOOL THAT FITS LIKE A GLOVE.



mechanix.com

Database 6

COMPETITION CAR CHASSIS COMPONENTS

6.1 Driver's Equipment

ANTI MIST FLUIDS

DEMON TWEETS Tel 01978 664466 / Fax 01978 664467
Hugmore Lane, Llan-y-Pell, Wrexham, Chwyd LL13 9YE, Wales
GRAND PRIX RACEWEAR Tel 0208 987 5500
Power Road, Chiswick, London, W4 3PY, England
Tel 0208 742 8999



REDLINE MOTORSPORT Tel 01606 737500
Tel 01606 737683
E-mail info@redlinemotorsport.co.uk

BOOTS & GLOVES

DEMON TWEETS 01978 664466
GRAND PRIX RACEWEAR 0208 987 5500
MECHANIXWEAR USA (1) 805 257 0474
REDLINE MOTORSPORT Tel 01606 737500

COOL CAPS & SUITS

DEMON TWEETS 01978 664466
GRAND PRIX RACEWEAR 020 8987 5500
REDLINE MOTORSPORT Tel 01606 737500

DRIVING SUITS & ACCESSORIES

DEMON TWEETS 01978 664466
GRAND PRIX RACEWEAR 020 8987 5500
REDLINE MOTORSPORT Tel 01606 737500

HELMETS & ACCESSORIES



QINETIQ Tel 44 (0) 8700 100942
www.QinetiQ.com
Cody Technology Park,
Ivelly Road, Farnborough, Hampshire, GU14 0LX

Database 7

CHASSIS ENGINEERING SERVICES

7.1 Chassis Services

BODYWORK SPECIALISTS

ABBEY PANELS 02476 644999
ADVANCED COMPOSITES 0773 763441
ANDY ROUSE ENGINEERING 02476 635882
AERO APPLICATIONS USA (1) 362 597 0001
AERODINE COMPOSITES USA (1) 377 271 1207
AERODYNAMIC CONSULTANTS (666) 729 5628
APPLIED FIBREGLASS 08142 765319
ASOUTH BROTHERS 01924 402001
CEB CONSULTANTS AERODYNAMICS (1) 1202 673666
CMJ GROUP 0151 647 5531
COMPOSITE DESIGN USA (1) 727 539 0905
CRANFIELD UNIVERSITY 01234 754152
CROPPREY BRIDGE GARAGE 01295 754444
DEREK PALMER ENGINEERING 01595 893135
DON FOSTER France (33) 470 580308
EARS MOTORSPORT 01625 431771
FIBRESPORTS 01268 527313
GRAHAM HATHAWAY RACING 01621 856956
GTC COMPETITION 01481 272151
GTI ENGINEERING 01280 700800
HAMEYN MOTOR SERVICES 01582 841284
HEDDINGTON COACHWORKS 01380 850918
INTAPORSCH 01273 831241
LOTUS ENGINEERING 01951 608000
LYNX MOTORS 01424 852777
MERLIN BODYCRAFT 01280 705956
MITCHELL NZ (64) 78236888
PODIUM DESIGN 07000 761286
SPA COMPOSITES 01543 432904

COMPOSITES SPECIALISTS

Active engineering USA 001 714 637 1155
ACTIVA TECHNOLOGY 020 8974 1615
AOLUS TECHNOLOGY USA (1) 970 472 1288
AERODINE COMPOSITES USA (1) 377 271 1207
APPLIED FIBREGLASS 08142 765319
ASTEC 0132 875451
CBK RESINS 0208 464 7734
GEC CONSULTANT AERODYNAMICS (1) 1202 673666
CARBON FIBRE TECHNOLOGY 01508 480257
CARBONE INDUSTRIE France (33) 14 972 2305
COMPOSITE AUTOMOTIVE TECH 0249 443438
COMPOSITE DESIGN USA (1) 727 539 0605
COMPOSITE WINGS 01951 885478

Cranfield UNIVERSITY

CRANFIELD UNIVERSITY Tel 01344 754902
Tel 01344 756171
Cranfield, Bedfordshire, MK43 0AL
www.motorsportcranfield.ac.uk
motorsportcranfield.ac.uk

CROSBY GRP 0127 857042
CTG +44 (0)2095 220130
CTS 01480 459187
DELTA COMPOSITES 01280 824498
DEREK BENNETT 01565 777395
ELAN COMPOSITES USA (1) 706 659 2853
DU PONT UK 01419 534 0090
Switzerland (41) 22 717 511
USA (1) 302 774 1000

FIBREGLASS FABRICATIONS 0208 568 0291
G FORCE COMPOSITES 01413 544192
HEYES ENGINEERING 01453 750419
HITCO USA (1) 213 516 5707
JANUS TECHNOLOGY 01753 860996

KOMPRESX

KOMPRESX Tel 0191 416 8200 Fax 0191 415 5962
Website www.kompresx.com
Email sales@kompresx.com
58-59 Hutton Close, Crowther Ind Est,
Tyne & Wear NE58 0AHL

LOTUS ENGINEERING 01953 608000
MICRO CRAFT USA (1) 909 947 1843
MIRA 0247 6355 000
NERO 01254 202085
PANKL Austria (43) 3862 512500
PODIUM DESIGN 07000 761486
PRONAL'S France (33) 320 99 75 10
QINETIQ 08700 100942
RICHARD HINTON RACING 01279 776607
RMCS (CRANFIELD) 01793 785359
SAMCO sport 01443 238 464
SECART USA (1) 203 798 6698
SCOTT BADER 01933 661000
SPA COMPOSITES 01543 432904
SQUARE ONE MOTORSPORT 0825 224225
STRAND GLASSEFIBRE 0208 568 7191
TAG EQUIPMENT 01787 477990
TECHIFLEX USA (1) 201 729 6253
TECHNICAL RESIN BONDERS 01480 52388
TONY THOMPSON RACING 01664 812454
TURBO HEAT 01535 664901
UNIVERSITY OF HERTFORDSHIRE 01707 284270
VIN MALKIE RACING 01595 777195
ZELUS M/SPORT ENG LTD 01604 878011

DESIGN AND ANALYSIS

LOLA Tel 01480 451301
Fax 01480 455722



RICARDO MIDLANDS TECHNICAL CENTRE Tel 01926 477524 Fax 01926 319552
Email: pmarkwick@mtc.ricardo.com
Website: www.ricardo.com
Southern Rd, Radford Senele, Leamington Spa CV31 1FQ

FABRICATION

ABBEY PANELS 02476 644999
A-MAC FABRICATION USA (1) 408 727 0388
ANDY ROUSE ENGINEERING 02476 635882
ANEX SYSTEMS 01869 345038



AUTOMOTIVE FABRICATION Tel/Fax 001 214 745 1148
Email weld66@aairmail.net
1027 Levee Street Dallas, Texas 75207

ASTEC 0132 875451
AZTEK 01509 262499
BBW 01483 222 713
BOB SPARSHOTT ENGINEERING 01908 618080
BRADY FABRICATIONS 01819 252750
BRISE ALLOY FABRICATIONS 01222 22341
BSS PARTS 01772 610602
CHEVRON RACING 01565 777395
CHIP GANASSI RACING 01243 544192
CMJ GROUP 01296 681658
COLMET PRECISION USA (1) 727 539 0605
COMPOSITE DESIGN 01953 454753
COMPETITION FABRICATIONS 01234 754152
CRANFIELD UNIVERSITY 01202 871002
CTG RACING 01565 777395
DEREK BENNETT 01661 734518
DJ RACECARS 0127 857164
DOCKING ENGINEERING 0121 3314944
EUROTECH MOTORSPORT 01241 541902
FOXCRIFT ENGINEERING 01483 764786
B Y G FORCE PRECISION ENG 01621 856956
GOMM METAL DEVELOPMENTS 01483 272151
GRAHAM HATHAWAY RACING 01582 8600745
GTC COMPETITION USA (1) 714 545 2755
HAMEYN MOTOR SERVICES 01243 789366
HAUS OF PERFORMANCE (49) 9401 700352
JAGO DEVELOPMENTS
KRONTEC MASCHINENBAU

LOTUS ENGINEERING 01953 608000
LYNX MOTORS 01424 852777
MACDONALD RACE ENG 0208 889 1633
MATRIX ENGINEERING USA (1) 888 249 6011
MASON ENGINEERING USA (1) 805 527 6624
MICRO CRAFT USA (1) 909 947 1843
MIKE TAYLOR DEVELOPMENTS 01609 780123
MIRKO RACING USA (1) 408 776 0071
POLSON 01440 820371
PREMIER AEROSPACE 01332 850515
QinetiQ 08700 100942
RACEPREP 3001 01903 734499
RBS 01788 541094
RETRO TRACK & AIR UK 01453 545360
RICARDO MIDLANDS TECHNICAL CENTRE Tel 01926 477524
Tel 01926 319552
Email: iain.wight@ricardo.com
USA (1) 37 248 0470

RILEY & SCOTT Tel 01933 602440
Ray Mallock LTD (RML) Fax 01933 676519
www.rmlmallock.co.uk
6-10 Whittle Close, Park Farm Industrial Estate,
Wellingborough, Northants NN8 6TY England
Tel 01933 676519
USA (1) 411 2560864
SPA AEROFOLDS LTD 01827 260026
SOUTH CERNEY ENGINEERING 01285 860295
UNCLIP AUTOMOTIVE 01932 355277
VIN DYNE ENGINEERING USA (1) 714 847 447
VIN MALKIE RACING 01595 777395

MOULDING

ADVANCED COMPOSITES 07773 763441
AERODINE COMPOSITES USA (1) 377 271 1207
ASTEC 01321 875451
BENTLEY CHEMICAL TRADING 0262 535221
BUTSER RUBBER 01730 894034
CMJ GROUP 0151 647 5531
COMPOSITE DESIGN USA (1) 727 539 0605
COMPOSITE WINGS 01953 885478
CROSBY GRP 01279 776607
CROMPTON TECH GROUP 01295 220130
CTG +44 (0)1295 220130
G FORCE COMPOSITES 01243 544192
GRIFTHS ENGINEERING 01582 600629
JANUS TECHNOLOGY 01753 860996
MICRO CRAFT USA (1) 909 947 1843
PROTECH COMPOSITES LTD Tel: +44(0) 1420 471 040
Fax: +44(0) 1420 487 047
www.protechcomposites.co.uk
Unit 62, Woolmer Trading Estate,
Bordon, Hampshire, GU35 9GF, UK
Tel: 01384 291919
ROSS COURTNEY 01933 665752
STARTLINE UK LTD 001 203 798 6698
SECART ENGINEERING

SPACEFRAME DESIGN

AOLUS TECHNOLOGY USA (1) 970 472 1288
ENABLING TECHNOLOGIES LTD 01983 550483
COSINE TECHNOLOGY 01706 318851
CRANFIELD UNIVERSITY 01234 754152
DAVID POTTER CONSULTING 0033(0) 494 339090
DEREK BENNETT ENGINEERING 01565 777395
MAGNUM CARS 01933 442861
Ray Mallock LTD (RML) Tel 01933 602440
Fax 01933 676519
www.rmlmallock.co.uk
6-10 Whittle Close, Park Farm Industrial Estate,
Wellingborough, Northants NN8 6TY England
Tel 01933 665752

Database 8

DRIVETRAIN & SUSPENSION ENGINEERING SERVICES

8.1 Engine Services

RACE PREPARATION

ALDON 01384 572551
ANDY ROUSE ENGINEERING 02476 635882
AUTOKRAFT 0121 777 2083
AZTEK 01509 262499
BJ MOTOR ENGINEERS 0161 748 8661
BRM MOTORSPORT 01926 455455
DAVE CROSS MOTOR SERVICES 01246 477566
DAYE MOTORSPORT 0208 391 0121
CLEM COMPETITION USA (1) 214 503 8044
CONCEPT MOTORSPORT 0208 568 0121
CONTINENTAL M/SPORT USA (1) 513 459 8888
DBR Motorsport Tel 0161 627 4189 Fax 0161 627 4189
Unit 4 Forge Ind Estate, Green Acres Road,
Oldham Lancashire, 014 7LE
DJ RACECARS 01613 734518
DUN POWER 01865 497726
DUNNELL ENGINES 01449 877726
EARS MOTORSPORT 01625 431771
EDS 01708 857008
ELABORAZIONE COLASUNO 0207 738 8311
ENGINE DATA ANALYSIS 01977 516622
ENGINE SHOP 01280 812199
FISCHER ENGINEERING USA (1) 808 767 8840
FORWARD ENGINEERING 00676 523526
GEMINI ENGINEERING 01474 534779
GEFF RICHARDSON ENGINEERING 01480 861959
GF BECK MOTORSPORT PREPARATION 01646 621814
GOLDFLOW 01491 875554

GOODMAN RACING ENGINES 01277 300422
GRAHAM HATHAWAY RACING 01621 856956
GRIFFIN MOTORSPORT 01793 771802
HARPER'S PERFORMANCE 01642 810188
HARTWELL 01202 559566
HAUS OF PERFORMANCE USA (1) 714 545 2755
HT RACING 01474 872888
IRMSCHER 01543 414466
IVAN DUTTON 01023 806277
JANSPED MOTORSPORT 01722 321833
J MATTIS ENGINE TECH Greece 003 019 412 761
JOHN WILCOX COMPETITION ENG 01455 230576
JONDEL 01933 410911
KENT AUTO DEVELOPMENTS 01303 874082
KREMER RACING Germany (49) 221 170025
LE SPORT France (33) 14 582 4400
LIGHTNING PERFORMANCE USA (1) 904 439 5283
LINGENFELTER USA (1) 219 724 2552
MARDI GRAS MOTORSPORTS 01372 858 006
MATHWALL ENGINEERING 01252 709191
MATRIX ENGINEERING USA (1) 888 249 0013
MAXSYM ENGINE TECH 01608 681555
MERLIN DEVELOPMENTS 0283 510181
MILLINGTON 01746 782688
MINERVA MOTORSPORT 01509 233970
MINISTER RACING ENGINES 01634 682577
MIRKO RACING USA (1) 408 776 0073
MIS M/SPORTTECHNIK (49)261680394
MOUNTAINE RACE ENGINES 01621 854029
NIEL BROWN ENGINEERING 01775 723052
PHIL JONES ENGINE DEV 01454 310936
PHIL MARKS ENGINE DEV 01564 824689
PRICE MOTORSPORT USA (1) 812 546 4220
PRIMA RACING 015 9491903
PRODRIVE 01295 273355
QUICKSILVER RACE USA (1) 306688 9009
QUORN ENGINE DEVELOPMENTS 01509 41217
RACE ENGINE DEVELOPMENT USA (1) 700 630 0450
RACEPEC 01509 616999
RACE TECHNIQUES 01224 245640
RACING BENT USA (1) 714 779 8677
RANDLINGER Germany (49) 701 16753
ROAD 6 STAGE MOTORSPORT 01524 844086
ROADSPEED PERFORMANCE 01453 750804
RPM FRANCE 0208 305 2250
SCARBOROUGH (33) 1 86 66 00 08
SEARLE Canada (1) 416 759 3309
STEVE CARBONE RACING USA (1) 918 815 6596
SWAYMAR 01932 868177
SWINDON RACING ENGINES 01703 531321
TECNO 01268 764047
TERRY SHEPHERD TUNING 01695 574454
THINK AUTOMOTIVE Tel 0208 568 1172
Fax 0208 847 5338
Email matt@thinkauto.co.uk

292 Worton Road, Isleworth, Middlesex, TWY 6EL
THUNDERBIRD RACING INT LTD 01623 622848
VAN DYNE ENGINEERING USA (1) 714 847 4417
WARRIOR 01825 764813
ZYTEK ENGINEERING 01332 48974
ZEUS MOTORSPORT ENGINEERING LIMITED
Tel 01604 878101 Fax 01604 878101
The Racing Stables, Blisworth Hill Farm,
Stoke Road, Blisworth, Northants NN7 3DB

8.2 Engine Services

REBUILDS

ANDREASON RACING 01300 348199
ANEX SYSTEMS 01869 345038
BTR PREPARATIONS 01977 523148
EARS MOTORSPORT 01625 431773
GTC COMPETITION 01483 272151
HAUS OF PERFORMANCE USA (1) 714 545 2755



HEWLAND ENGINEERING

Waltham Road, Maidenhead, Berks, SL6 3LR
JACK KNIGHT 01483 764326
JP RACE CENTRE 01272 858151
KREMSPEED EQUIPMENT INC. USA (1)814 724 4086
MARK BAILEY RACING 01380 850130
MATRIX ENGINEERING USA (1) 888 249 0013
ME MOTORSPORTS 01884 253070
QUAIFE ENGINEERING Tel 01732 741444
Fax 01732 741555
Email info@quaife.co.uk
www.quaife.co.uk
Vestry Road, Sevenoaks, Kent, TW14 5EL
ROADSPEED PERFORMANCE 01453 750804
TONY THOMPSON RACING 01604 812454
ZT Germany (49) 751 77 2543
UK 0121 0820211

8.3 Suspension Services

SETUP SPECIALISTS

ACTIVE ENGINEERING USA (1) 714 617 1155
ANDREASON RACING 01300 348199
ATHON MOTORSPORT 0141 2490 272
AZTEK 01509 262499
BEAUFORT RESTORATION 01795 830288

How are you fastening your bonnet?



- MORE AERODYNAMIC
- MORE SECURE, MORE CONVENIENT
- FASTER TO USE AND SAFER

SFC LTD • TOTNES • DEVON • TQ9 5AL • UK
T +44 (0)1803 868677 • F +44 (0)1803 868678



PANEL FASTENING
BROUGHT
UP-TO-DATE

www.aerocatch.com

DAVID POTTER CONSULTING 0033(0)294 330990
 BRADY FABRICATIONS 00864 252750
 CRANFIELD UNIVERSITY 01234 754152
 DON FOSTER France (33) 470 580988
 EARS MOTORSPORT 00265 433773
 GEOSCAN (G.I.L. Design) 01225 790968
 LOLA Tel 01480 453101
 HAUS OF PERFORMANCE 01480 456722
 INTERPRO ENGINEERING USA (1) 714 545 2755
 LOTUS ENGINEERING 01954 412277
 MARDI GRAS MOTORSPORT 01527 868006
 MARK ORTIZ USA (1) 704 931 8876
 PILBEAM RACING DESIGNS 01778 424818
 PODIUM DESIGNS 07000 761 486
Ray Mallock LTD (RML) Tel 01933 402440
 Fax 01933 676519
 www.rmlmallock.co.uk

6-10 Whittle Close, Park Farm Industrial Estate,
 Wellingborough, Northants NN8 6TY England
 FSUSPENSION TECHNOLOGY 01237 869588

Shock Box

SHOCKBOX DAMPER SERVICES Tel: 07999 340550
 Website: www.shockbox.co.uk
 Email: gbj@compuserve.com
 67 Blackthorn Road, Attleborough, Norfolk, NR7 1YJ UK
THE STRAIN GAUGING CO 01256 320666
 UNIVERSITY OF HERTFORDSHIRE 01707 284270

ENGINEERING SERVICES
 RACING INDUSTRY TECHNICAL SERVICES
 USA (1) 248 645 1724

8.4 Metal Services

BEAD & SAND BLASTING
 BEAST-IT ALL USA (1) 800 353 2612
 CAMCOAT PERFORMANCE COATINGS 01925 445001
 COMPAIR AUTOPOWER 04194 465000
 HANKO MOTORSPORT 01751 522779
 MACDONALD RACE ENG 0208 889 1633
 SWAYNAR CASTING 0012 868177
 AEROMET 01795 415090
 GM DESIGN 017 925 4974
 GRIFFITHS ENGINEERING 05382 600629
 HILLGARD Sweden (46) 300 60500
 JENVEY DYNAMICS 01746 268800
 KENT AEROSPACE CASTINGS 01795 476133
 PANKL Austria (43) 3862 512500
 QUAIFF ENGINEERING 0732 741444
 QDF COMPONENTS 01312 760266
 QUARTERMASTER USA (1) 847 540 8999
QINETIQ Tel 08700 100942
 www.QinetiQ.com
 Cody Technology Park, Ively Road, Farnborough,
 Hampshire, GU14 0LX

ZEUS ALUMINIUM
COATINGS

BALZERS LTD Tel 01908 372727 Fax 01908 361662
 www.balzers.co.uk
 Bradbourne Drive, Tilbrook, Milton Keynes, MK7
 BAT, UK
CAMCOAT PERFORMANCE COATINGS 01925 445001


CTG Tel: +44 (0)1295 220930 Fax: +44 (0)1295 220187
 E-mail: motorsport@ctgtd.co.uk
 www.ctgtd.co.uk
 Thorpe Park, Thorpe Way, Barnbury, Oxfordshire
 OX16 4SU United Kingdom

LURO COTE
 KENT MOTORSPORT CASTINGS 01795 662288
 POETON 01452 300500
 POLYMER DYNAMICS USA (1) 713 694 3296
QINETIQ 0 8700 100942
 SWAIN TECH USA (1) 716 889 2786
 WALLWARK HEAT TREATMENT 0161 792911


ZIRCOTEC PERFORMANCE COATINGS
 Tel: 0870 190 8480 Fax: 0870 190 8488
 E-mail: enquiries@zircotec.co.uk
 www.zircotec.com
 528.10 Unit 2 Harwell business Centre,
 Didcot, Oxfordshire OX11 0XJ United Kingdom

FINISHING
 ALUMINIUM SPECIAL 01384 291900
 APPERLEY HONING 01242 525868
 ARMORALL PRODUCTS 01799 513130
 CML GROUP 0152 647 5531
 GRIFFITHS ENGINEERING 05382 600629
 HEPWORTH INTERNATIONAL 01484 717200
 JENVEY DYNAMICS 01746 268800
 KENT AEROSPACE CASTINGS 01795 476133
 QUAIFF ENGINEERING 0732 741444
QINETIQ 0 8700 100942
 RICHARD BARRETT MOULDS USA 351 282 9842
 ZEUS ALUMINIUM PRODUCTS 01384 482222

FOUNDRIES
 AEROMET 01795 415000
 BA HARRISON 016 276951
 GM DESIGN 017 985 9964



FINCAST
 H GRIFFITHS ENGINEERING 09903 765821
 JENVEY DYNAMICS 01582 600629
 KENT AEROSPACE CASTINGS 01746 268800
 KENT MOTORSPORT CASTINGS 01795 476133
 KUALCAST 01795 662288
 UK RACING CASTINGS 01312 760266
 01227 250877

HEAT TREATMENT
 AR CORNELL 01245 268008
 AUTOSPRINT 01675 464877
 AVONBAR 01912 845028
 BEAUFORT RESTORATION 01795 830288
 JENVEY DYNAMICS 01746 268800
 PANKL Austria (43) 3862 512500
 QUANTUM HEAT TREATMENT 01908 612242
 TCVCAC 01954 237000
 ZEUS MOTORSPORT 01604 878101

MACHINING
 ABBEY PANELS 02476 644999
 ACTIVE ENGINEERING USA (1) 714 637 1155
 APPERLEY HONING 01242 525868
 ATHENA MANUFACTURING LP USA (212) 928 2691
 AVONBAR 01912 845028
 AZTEC 01509 261299
 BEAUFORT RESTORATION 01795 830288
 CML GROUP 0151 647 5531
 COLEMAN MACHINE USA (1) 906 861 8945
 DATUM ENGINEERING 02476 381032
 FORMULA FABRICATIONS 01953 605490
 DONCASTERS LTD 01312 864900
 JENVEY DYNAMICS 01746 268800



KRONTEC GMBH Tel Germany (49) 9401 5253-0
 Fax Germany (49) 9401 5253-10
 Pommernstrasse 33, 93073 Neutraubling, Germany
 LANGSTONE ENGINEERING LTD 02192 452430
 LINGENFELTER USA (1) 219 724 2552
 LOTUS ENGINEERING 01593 608000
 MACDONALD RACE ENG 0208 889 1633
 MASON ENGINEERING USA (1) 805 527 6624
 METAL SPINNERS 0101 268 1011
 MULTISPEC PRODUCTS USA (1) 407 814 8997
QINETIQ 0 8700 100942
 (43) 3862512500
 PANKL AUSTRIA USA (1) 301 828 4546
 PERFORMANCE MACHINE USA (1) 312 850251
 PREMIER AEROSPACE 01312 850515
 PREMIER FUEL SYSTEMS 01312 850515
 QUAIFF ENGINEERING 01732 741444
 RICARDO INC USA (1) 734 397 6666
 RICHARD BARRETT MOULDS USA 351 282 9842
 TITAN MOTORSPORTS 01480 474402
 TREVOR MORRIS ENGINES 015474 289
 TRICK MACHINING 01491 759666
 VIN MALIKIE 01565 777395

METAL MATRIX COMPOSITES
 BP METAL COMPOSITES 01254 37


CRANFIELD UNIVERSITY Tel 01234 754902
 Fax 01234 751671
 Email motorsport@cranfield.ac.uk
 www.motorsport.cranfield.ac.uk
 Motorsport Group, Cranfield University,
 Cranfield, Bedfordshire, MK43 0AL
 017 985 9964
 USA (1) 617 891 4449
 Austria (43) 3 8625 12500

METAL SUPPLIERS
 ADVANCED METALS INTERNAT 01923 210250
 AIRCO METALS LTD 0188 973 0509
 ALUMINIUM SPECIAL 01384 291900
 APPERLEY HONING 01242 525868
 BRADY FABRICATIONS 01869 252750
 BRITISH ALCAN ALUMINIUM 01753 887371
 AVESTOPOLAR LTD 0114 241331
 BYWORTH MATERIAL SERVICES 01453 812609
 COLUMBIA METALS 01904 810191
 CROMPTON TECH GROUP 01295 220130
 MASON ENG USA (1) 805 527 6624
 RICHARD BARRETT MOULDS USA 351 282 9842
 RGB STAINLESS 0121 558 3111
 SMITHS HIGH PERFORMANCE 01757 604798
 SPA AEROFOILS LTD 01827 260026


SUPER ALLOYS
 INTERNATIONAL LIMITED
 Tel: +44 (0) 1908 260707 Fax: +44 (0) 1908 260494
 Email: sales@superalloys.co.uk
 Number 1 Garamonde Drive, Wymbush
 Milton Keynes MK8 6DF UK.

TITANIUM SPECIALISTS
 AIRCO METALS LTD 0188 973 0509
 A.N. MOTORSPORT DESIGN 01628 776120
 APPERLEY HONING 01242 525868
 ATHENA MANUFACTURING LP USA (212) 928 2691
 CML GROUP 0151 647 5531
 COAST FABRICATION USA (1) 714 812 2691
 DATUM ENGINEERING 02476 381032
 DONCASTERS LTD 01312 864900
 PANKL Austria (43) 3 8625 12500
QINETIQ 0 8700 100942
 SPA AEROFOILS LTD 01827 260026


ATI Titanium International
 Titanium Technologies
 TITANIUM INTERNATIONAL Tel: 0121 789 5764
 Fax: 0121 784 8054
 Email: rml@titaniumintl.co.uk
 Keys House, Granby Avenue, Garretts Green,
 Birmingham B33 0SP

TUBE FORMING
 CONTRACT MFG & ASM USA (1) 920 720 4225
 MALVERN AIRCRAFT 01684 892600
 SPA AEROFOILS LTD 01827 260026

8.5 Race Preparation

CHASSIS
 ACTIVE ENGINEERING USA (1) 714 637 1155
 AMS 01831 501361
 AMT MOTORSPORT 01444 481477
 ANEX SYSTEMS 01869 345038
 AUTOMECH 0161 775 1851
 AVONBAR 01912 845028
 BARWELL MOTORSPORT 0208 81397 4411
 BR MOTORSPORT 01926 452545
 BRK MOTORSPORT 01247 828055
 CHRIS LEWIS MOTORSPORT 01677 422613
 DEREK BENNET ENG 01565 777395
 PRO MOTORSPORT 01555 893315
 DOME CARS LTD Japan (81) 75 744 3131
 JACK GROSE RACING France (33) 479 580388
 FOXCRAFT ENGINEERING 01264 880010
 FRP RACING 01494 776109
 GRAHAM WISEMAN 01278 685149
 HAUS OF PERFORMANCE USA (1) 714 545 2755
 HAWKINS RACING 0208 529 1418
 INTERPRO ENGINEERING 0454 412777FVAN
 JACK GROSE RACING USA (1) 909 371 6090
 JOHN VILLAGE AUTOMOTIVE 01246 458986
 K2 RACE ENGINEERING 01825 766728
 MACDONALD RACE ENG 020 8889 1633
 MARDI GRAS MOTORSPORT 01237 852426
 MARK BAILEY RACING 01380 855010
 MARK DUNHAM RACE ENG 01351 618922
 MATRIX ENGINEERING USA (1) 888 249 0013
 MELTUNE PX MOTORSPORT 01237 225136
 MIRKO RACING 01825 766728
 1689a Onarh Street, Building 0014, Morgan Hill, CA 95037, USA
 PLANET MOTORSPORT 01401 890553
 PODIUM DESIGNS 07000 761486
QINETIQ 0 8700 100942
 RACECRAFT INTERNATIONAL 01799 297000
 RACE TEST DESIGN & ENGINEERING 01246 458986
 RILEY & SCOTT USA (1) 317 248 0470
Ray Mallock LTD (RML) Tel 01933 402440
 Fax 01933 676519
 www.rmlmallock.co.uk

6-10 Whittle Close, Park Farm Industrial Estate,
 Wellingborough, Northants NN8 6TY England
 01237 869588

ROY KENNEDY RACING
 SCHNITZER Germany (49) 8654 2034
 SHENPAR PRODUCTS 01312 862910
 STARTLINE UK LTD 01933 665752
 STORM MOTORSPORT 0474 85 4387
 TECH-CRAFT MOTORSPORT 01926 496075
 TOLBAR RACING 01433 619688
 TT AUTOMOTIVE RACING 047 485 3456
 VIN MALIKIE 01565 777395
 ZAKSPEED Germany (49) 2636 87923

Database 9
 TESTING SERVICES

9.1 Chassis Testing
CALIBRATION SERVICES
 RICARDO INC USA 001 734 397 6666
THE STRAIN GAUGING CO 01256 320666
 TORQUE FAST CALIBRATION 01782 744212
 UNIVERSITY OF HERTFORDSHIRE 01707 284270

CRASH TESTING
 CRANFIELD UNIVERSITY 01234 754152
 CRANFIELD IMPACT CENTRE 01234 751361
 KISTLER INSTRUMENTS LTD 01420 544477
 MIRA LTD 0247 635 5000
QINETIQ 0 8700 100942
Ray Mallock LTD (RML) Tel 01933 402440
 Fax 01933 676519
 www.rmlmallock.co.uk
 6-10 Whittle Close, Park Farm Industrial Estate,
 Wellingborough, Northants NN8 6TY England
THE STRAIN GAUGING CO 01256 320666

MEASUREMENT EQUIPMENT
 AUTOSPRINT 01675 464877
 BEAUFORT RESTORATION 01795 830288
 BERU F1 SYSTEMS 01379 648200
 CCA DATA SYSTEMS 01525 378938
 CRANFIELD INSTITUTE 01908 604134
 GENESIS ELECTRONIC SYSTEMS 01923 891 9999
 INSTRON SCHENK 01494 456789
 INTERCOMP USA 761 476 2531
 KISTLER INSTRUMENTS LTD USA (1) 425 485 0820
 LONGCRE 01953 608000
 LOTUS ENGINEERING 0208 427 8822
 MIRA LTD 0247 635 5000
 MOTORSPORTS INTERFACE 01788 890412

QINETIQ 0 8700 100942
ROEHRIG ENGINEERING Tel USA (1) 336 431 1847
ROTO TEST AB Sweden (46) 85 325 5800
THE STRAIN GAUGING CO 01256 320666

ROLLING ROADS
 ALDON AUTOMOTIVE 01384 78508
 AUTOMECH 0161 775 1851
 AUTOPOINT 01842 762626
 AUTOSPRINT 01675 46887
 BD ENGINEERING 01795 843980
 PIT STOP 01993 850654
 BRJ MOTOR ENGINEERS 0161 748 8661
 BOSCH 01905 834466
 BBR GTI LTD 01280 702389
 BRUNN HANSON Denmark (45) 65 99 1046
 CARBURTOR CENTRE 0208 340 5052
 CHAMPION MOTORS 01621 852444
 CRANFIELD INSTITUTE 01908 604134
 DERBY AUTO ACCESSORIES 01332 674919
 DTM CONSULTANTS (UK) 01865 407726
 ELABORAZIONE COLASUNO 0207 738 8331
 FGR 01885 400639
 FROUDE CONSOLE 01905 856800
 INTERPRO ENGINEERING 0454 412777
 JANSPEED MOTORSPORT 01722 328133
 MACHTECH 01923 269788
 MATRIX ENGINEERING USA (1) 888 249 0013
 MIRA LTD 0247 635 5000
 MOTORSCOPE 01609 780155
 OHIO STATE UNIVERSITY USA (1) 614 292 5491
 OSELLI ENGINEERING 01865 248100
 PERFORMANCE CENTRE 0161 761 1177
 RICHARD LONGMAN RACING 01202 480599
 ROADSPEED PERFORMANCE 01453 750884
 SARDOU France (33) 16 00 10 367
 SCHENCK 01869 31111
 SOUTHAMPTON UNIVERSITY 01703 580444
 TIM STEELS RACING 01278 453036
 TIPTON GARAGE 01494 812091

STRESS ANALYSIS
 COSINE TECHNOLOGY 01706 378851
 LOLA Tel 01480 451931
 Fax 01480 456722

WELD TESTING
C&B CONSULTANTS
AERODYNAMICS LTD
 C & B CONSULTANTS, AERODYNAMICS LTD
 Tel +44 (0) 1202 677666 / Fax +44 (0) 1202 677676
 Email cam@cbro.co.uk
 www.cbndconsultants.com
 194 Stanley Green Road, Poole, Dorset BH15 3AH
C & B INTERNATIONAL INC Tel +1 317 291 0978 / Fax +1 317 536 0656
 email cam@cbro.usa
 6210 La Pas Trail, Indianapolis, Indiana 46268

KISTLER INSTRUMENTS LTD 01420 544477
WIND TUNNELS ACTIVA TECH 0208 974 1615
AIOLOS ENG Canada (1) 416 674 3017
CRANFIELD INSTITUTE 01908 604134
CRANFIELD UNIVERSITY 01908 754152
DOME CARS LTD Japan (81) 75 744 3131
IMPERIAL COLLEGE LONDON 0207 589 5101
LANGLEY FULL-SCALE USA (1) 757 766 2266
MARCH 01280 704160
MICRO CRAFT USA (1) 909 947 1843
MIRA LTD 0247 635 5000
OHIO STATE UNIVERSITY USA (1) 614 292 5491
RMCS (CRANFIELD) 01791 783539
QINETIQ 0 8700 100942
SARDOU SA France (33) 16 00 10 367
UNIVERSITY OF MARYLAND USA(1) 301 405 6881
WESTLAND HELICOPTERS 01935 702010

WIND TUNNEL MODELS
 ADVANCED COMPOSITES 01773 761441
AERODOME COMPOSITES USA (1) 371 271 4207
 CAPITAL PATTERNS 0208 777 9276
 COMPOSITE DESIGN USA (1) 727 539 0605
 DOME CARS LTD Japan (81) 75 744 3131
 MARTIN FELWICK 01603 712611
MICRO CRAFT USA (1) 909 947 1843
MIRA 0247 635 5000
SARDOU SA France (33) 16 00 10 367
THE STRAIN GAUGING CO 01256 320666

9.2 Engine Testing
COMBUSTION ANALYSIS
 AM TEST SYSTEMS 01453 780780
 AUTOSPRINT 012 216 5733


AVL DEUTSCHLAND Gmbh GERMANY (49) 6134 7179-0
 CRANFIELD INSTITUTE 01908 604134
 CRANFIELD UNIVERSITY 01234 754152
 INTEGRAL POWERTRAIN 01908 278600
 KISTLER Instruments Ltd 01420 544477
 LOTUS ENGINEERING 01953 608000
 MACHTECH 01923 269788
 MIRA LTD 0247 635 5000
 MOTORSPORTS INTERFACE 01788 890412
 MIS Powertrain Tech Tel 01932 325166
 PETROCHEM CARLESS LTD 01772 380000
 PRECISION AUTOMOTIVE USA (1) 708 766 4402
 RICARDO 01271 794444


QUESTMEAD LTD
 RACING
COMPETITION FRICTION SPECIALISTS
 Tel: 08707 450584 Fax: 08707 450585
 e-mail: sales@questmead.co.uk
 website: www.questmead.co.uk






RICARDO INC USA (t) 734 397 6666
 QINETIQ 0 8700 100942
 RICARDO 01273 45561
 TREVOR MORRIS ENGINES 0154 74289

DYNAMOMETER SUPPLIERS



AVL DEUTSCHLAND GmbH GERMANY (49) 6134 7799-0
 BEAUFORT RESTORATION 01795 83288
 CRANFIELD UNIVERSITY 01234 754152
 DEPAC DYNO USA (t) 315 339 1265
 DYNAMIC TEST USA (t) 800 241 3966
 DYNOMITE USA (t) 603 329 5645
ENGINE & DYNAMOMETER
 FROUDE CONSOLE 01708 857108
 LOTUS ENGINEERING 01905 856800
 MACHTECH 01923 269788
 MIS MSPORTSTECHNIK Germany (49)263680394
 MOTORSPORTS INTERFACE 01788 890412
 Ricardo Inc USA (t) 714 397 6666
 ROTOTEST Sweden (46) 8 532 55890
 SUPERFLOW USA (t) 719 471 1746
 BELGIUM 32 15 216300
 TAT Germany (49) 7252 84258

DYNAMOMETER SERVICES

ACCURATE ENGINEERING USA (t) 216 232 1156
 CELTIC PERFORMANCE ENG 01362 696729
 AIRFLOW RESEARCH USA (t) 888 890 0616
 ALDON AUTOMOTIVE 01284 785088
 AMG MOTORENBAU Germany (49) 7144 3020
 ANDY ROUSE ENGINEERING 02476 635882
 ARIAS 01403 784022
 01539 732500
 0121 777 2081
 0161 775851
 ATKINSONS MOTORSPORT USA (t) 704 786 0887
 AUTOKRAFT 01912 840058
 AUTOMECH 0207 703 2225
 AUTO SPECIALISTS USA (t) 708 395 4244
 AVONBAR 0161 748 8661
 EVOLUTION ENGINEERING USA (t) 510 487 3279
 BERTILS ENGINES 01954 210248
 BJ MOTOR ENGINEERS 01260 702389
 BOB WIRTH RACING USA (t) 517 279 8458
 BRAYTON ENGINEERING 01926 45545
 BR MOTORSPORT 01280 702389
 BRODIE BRITAIN (BBR) 01954 210248
 CAMBRIDGESHIRE SPORTS USA (t) 918 835 6956
 CARBONE RACING 0121 4558392
 CENTRAL AUTO TECH 0206 435389
 COMPETITION ENGINE 0208 568 0201
 CONCEPT MOTORSPORT 01795 843802
 CONNAUGHT 01246 477566
 DAVE CROFTS 0127 897729
 DAWSON AUTO DEVELOPMENT 01695 574455
 DESIGN & DEVELOPMENT TEL 0118 974 4175
 DRAGON PROJECT RACING 01419 677216
 DUNNELL ENGINES USA (t) 603 329 5645
 DYNOMITE USA (t) 805 371 6806
 EAGLE ENGINE CO 0207 738 8331
 ELABORAZIONE COLASUNO 01306 71275
 ELLIOTT & SON 01708 857108
 EDS 01977 516622
 ENGINE DATA ANALYSIS 01274 579584
 FAST CAR CLINIC USA (t) 888 504 0300
 FISCHER ENGINEERING USA (t) 310 538 2505
 FONTANA AUTOMOTIVE 01905 856800
 GAERTE ENGINES USA (t) 210 223 3016
 GEMINI ENGINEERING 01474 534729
 GEOFF RICHARDSON ENG 01480 866599
 GMH ENGINEERING USA (t) 801 225 8970
 GOODMAN RACING ENGINES 01327 300422
 GRAHAM HATHAWAY RACING 01621 856958
 HARPERS PERFORMANCE 01642 818888
 GEORGE HARTWELL 01202 556566
 HASSELGREN ENGINES USA (t) 510 524 2485
 HAUS OF PERFORMANCE USA (t) 714 545 2755
 HIGHGATE ENGINEERING 0208 951 4923
 HODSON ENGINEERING 01732 463658
 HOLLIBAY RACE ENGINES 01473 623000
 HOLMAN AUTOMOTIVE USA (t) 704 394 2151
 HUDDART 01270 664405
 INTEGRAL POWERTRAIN 01908 278600
 INTERPRO ENGINEERING 01454 412777
 INTER-TUNING Belgium (32) 473 652 216
 IVAN DUTTON 01923 816277
 JANSPEED ENGINEERING 01222 328133
 JENNETTS ENGINES 01993 891776
 JF ENGINES 01491 680191
 JOHN BROWN ENGINEERING 01903 773022
 KREMER RACING Germany (49) 221 17 0025
 LANGFORD & PECK 01933 441661
 LINGENFELTER USA (t) 219 724 2552
 LISTER CARS 01374 377474
 LOTUS ENGINEERING 01953 608000
 LYNN MOTORS 01424 851277
 MRE 0208 889 1631
 MAXSYM ENGINE TECHNOLOGY 01608 685155
 MACHTECH 01923 269788
 MATHWALL ENGINEERING 01252 703191
 MERLIN DEVELOPMENTS 01283 50184
 MICKEY MAROLLO USA (t) 607 734 2148
 MINERVA MOTORSPORT 01509 233970
 MINISTER RACING ENGINES 01634 682577
 MOUNTUNE 01621 854029
 NEIL BROWN ENGINEERING 01725 723052
 NELSON ENGINE SERVICES 01249 815929

OSELLI ENGINEERING 01865 248000
 PAUL PFAFF RACE USA (t) 714 894 2573
 PHIL JONES ENGINE DEVELOPMENTS 01454 310 936
 01634 824869
 01233 732737
 PIPER FM 0182 546 4220
 PRICE MOTORSPORT USA (t) 9490903
 PRIMA RACING 015 9490903
 PRO/CAM USA (t) 666 847 5000
 PRODRIVE 01295 273355
 QUAIPE ENGINEERING 01732 741444
 QUICKSILVER USA (t) 301 698 9009
 QUORN ENGINE DEVELOPMENTS 01509 412137
 RACING BENT USA (t) 714 779 8677
 RICARDO INC USA (t) 734 397 6666
 RICARDO 01273 794144
 ROAD & STAGE MOTORSPORT 01524 844066
ROTO TEST Sweden (46) 8 532 55890
 SCARBOROUGH Canada (t) 416 759 9309
 SEARLE 0208 305 2250
 SCHENCK PEGASUS USA (t) 248 689 9000
 SOUTH CERNEY ENGINEERING 01285 866295
 SPECIALISED ENGINES 01375 278600
 STERLING ENGINES USA (t) 209 267 5081
 SWIFT MOTORSPORT 0191 586711
 SWINDON RACING ENGINES 01791 53121
 TREVOR MORRIS ENGINES 0154 74289
 VAN DYNE ENGINEERING USA (t) 714 847 447
 WARRIOR 01825 764833
 WESLAKE DEVELOPMENTS 01797 224000

ENGINE BALANCING

AUTOMOTIVE BALANCING USA (t) 562 861 5344

FLOWBENCH ANALYSIS

ADVANTEC NEW TECHNOLOGY (49) 2261 6191
 AM TEST SYSTEMS 01253 780780
 BOB WIRTH RACING USA (t) 510 487 3279
 CRANFIELD UNIVERSITY 01234 754152
 HAUS OF PERFORMANCE USA (t) 714 545 2755
 INTEGRAL POWERTRAIN 01908 278600
 LINGENFELTER USA (t) 219 724 2552
 LOTUS ENG 01953 608000
 MAXSYM ENGINE TECH 01608 685155
 MOBILIS LAB CANADA (t) 430 647 0900
 NEIL BOLD ENGINEERING 01204 71639
 RACE ENGINE DEV USA (t) 760 630 0450
 RACE TECHNIQUES 01242 245610
 RICARDO INC USA (t) 734 397 6666
 TREVOR MORRIS ENGINES 0154 74289
 U.M.P.S 01784 439771

FUEL ANALYSIS

AM TEST SYSTEMS 01253 780780
 BOB WIRTH RACING USA (t) 510 487 3279
 CRANFIELD INSTITUTE 01908 694134
 LOTUS ENGINEERING 01953 608000
 QINETIQ 0 8700 100942

INJECTION ANALYSIS

ASNU 0208 420 4494

OIL ANALYSIS

AM TEST SYSTEMS 01253 780780
 BOB WIRTH RACING USA (t) 510 487 3279
 CRANFIELD INSTITUTE 01908 694134
 LOTUS ENGINEERING 01953 608000
 QINETIQ 0 8700 100942
 RICARDO 01273 794144

RACE ENGINE DESIGN



RICARDO CONSULTING ENGINEERS
 Tel 01273 794144 Fax 01273 794572
 Email: dave.morrison@ricardo.com
 Website: www.ricardo.com
 Shoreham by Sea, West Sussex, BN43 5FG

TEMPERATURE MONITORING

AM TEST SYSTEMS 01253 780780
 BOB WIRTH RACING USA (t) 510 487 3279
 CALEX ELECTRONICS 01525 373178
 CCA DATASYSTEMS 01795 378938
 CONNAUGHT ENGINES 01795 843802
 INTEGRAL POWERTRAIN 01908 278600
 LOTUS ENGINEERING 01953 608000
 MACHTECH 01923 269788
 MIRA LTD 0247 635 5000
 MOTOR SPORT ELE AUS 0161 73290 1309
 MOTORSPORTS INTERFACE 01788 890412
 QINETIQ 0 8700 100942
 RACEPARTS 01491 3742
 RICARDO 01273 794144
THE STRAIN GAUGING CO 0256 320666
 TREVOR MORRIS ENGINES 0154 74289

TEST BED SUPPLIERS



AVL DEUTSCHLAND GmbH GERMANY (49) 6134 7799-0
TEST CELL DESIGN
 MARTYR TEST TECHNOLOGY 01386 792125

9.3 Transmission Testing

TESTING SERVICES

ANEX SYSTEMS 01869 345038
 ANTHONY BEST DYNAMICS 01225 867575



AVL DEUTSCHLAND GmbH GERMANY (49) 6134 7799-0
 AVONBAR 01912 840058
 BEAUFORT RESTORATION 01795 83288
 CRANFIELD INSTITUTE 01908 694134
 DAVID BROWN VEHICLE TRANS 01484 42280
 EUROTECH MOTORSPORT 02476 672959
 HALIBRAND USA (t) 800 824 7947
 HAUS OF PERFORMANCE USA (t) 714 545 2755
 HEWLAND ENGINEERING 01628 827600
 LOTUS ENGINEERING 01953 608000
 MACHTECH 01923 269788
 MARK BAILEY RACING 01264 86014
 MIRA LTD 0247 635 5000
 PDS RACING 01977 61928



QUAIFE ENGINEERING Tel 01732 74144
 Fax 01732 74555
 Email info@quaife.co.uk
 Vestry Road, Sevenoaks, Kent, TN14 9E1
 RICARDO 01273 794144
 RICARDO 01926 319399
 ROAD SPEED PERFORMANCE 01453 750884
 SCHENCK PEGASUS CORP (t) 248 689 9000
 SERVOTEST LTD 020 8707 1400
 SIEMENS AG Germany (49) 941 790 5313
THE STRAIN GAUGING CO 0256 320666
 ZF Germany (49) 7541 77 2543
 UK 015 9869211

9.6 Metal Testing

CRACK TESTING

BEAUFORT RESTORATION 01795 83288
 CML GROUP 0151 647 5531
 CRANFIELD UNIVERSITY 01234 754152
 GM DESIGN 017 985 9964
 MIRA LTD 0247 635 5000
 ORANGE COUNTY USA (t) 800 359 8378
 QINETIQ 0 8700 100942
 RICARDO 01273 45561
 RMCS (CRANFIELD) 01793 785159
 SCHENCK PEGASUS USA (t) 248 689 9000
 SPA AEROFOLIS LTD 01827 260026
 STRAIN GAUGING CO 01256 320666
 SWINDON RACING ENGINES 01791 53121
 UNIVERSITY OF HERTFORDSHIRE 01707 284270
 VIN MALJAE RACING 01565 777395
 WESTLAND HELICOPTERS 01935 702190

STRENGTH TESTING

AR CORNELL 01245 268089
 ARMOR-ALL PRODUCTS 01793 531310
 AVONBAR 01912 840058
 BA HARRISON 016 276935
 CML GROUP 0151 647 5531
 CRANFIELD UNIVERSITY 01234 754152
 GRIFFITHS ENGINEERING 01582 600629
 HIGH TECH PERFORMANCE USA (t) 818 908 0943
 DONCASTERS 01312 864900
 MRE 0208 889 1631
 MIRA LTD 0247 635 5000
 NITRIDING SERVICES 01923 269772
 ORANGE COUNTY USA (t) 800 359 8378
 RICARDO 01273 45561
 QINETIQ 0 8700 100942
 RMCS (CRANFIELD) 01793 785159
 ROUSH RACING USA (t) 315 591 4184
 SCHENCK PEGASUS USA (t) 248 689 9000
THE STRAIN GAUGING CO 0256 320666
 UNIVERSITY OF HERTFORDSHIRE 01707 284270
 ZELUS MOTORSPORT 01604 878101

9.4 Suspension Testing

TESTING SERVICES

ANDY ROUSE ENGINEERING 02476 635812
 CRANFIELD INSTITUTE 01908 694134
 EUROTECH MOTORSPORT 02476 672959
 HAUS OF PERFORMANCE USA (t) 714 545 2755
 INSTRON SCHENK 01494 456789
 JENVEY DYNAMICS 01746 768810
 LOLA Tel 01480 453101
 Fax 01480 456722
 01327 858060
 MARDI GRAS MOTORSPORT 0247 635 5000
 MIRA LTD 01788 424838
 PILBEAM RACING DESIGNS 01386 872192
 RACE TEC DESIGN & ENG 01797 45946
 RACRAFT MOTORSPORT 0208 203 8700
 RATRACE MOTORSPORT 01273 794144
 RICARDO 01279 77667
 RICHARD HINTON RACING 01793 785359
 RMCS (CRANFIELD) Tel 01933 604440
 Ray Mallock LTD (RML) Fax 01933 676519
 www.rmlmallock.co.uk
 6-10 Whittle Close, Park Farm Industrial Estate,
 Wellingborough, Northants NN8 6TY England
 ROEHRIG ENGINEERING USA (t) 336 431 1827
 SERVOTEST LTD 020 8707 1400
 SCHENCK PEGASUS USA (t) 248 689 9000
 SPA DESIGN LTD 01827 288328
 STARTLINE UK LTD 01933 665752

Database 10
 SERVICES - GENERAL

10.2 Paddock Services

AIR FREIGHT FORWARDERS
 ALL WAYS FORWARD 01242 228111
 EMO AIR CARGO 0208 577 5100
 FIRSTAIR 01784 424551
 JIM RUSSELL FREIGHT 01332 819193
 MSAS 0208 890 1355
 MW FREIGHT SERVICES 01753 680800
 RAPID INTERNATIONAL 01895 446442
 UNION AIR TRANSPORT 0161 436 7074
 WINWEST Australia (61) 2 522 4618

MOTORHOME
 ATLANTIC COAST 01297 552222



CHESHIRE AMERICAN MOTORHOMES
 Tel +44(0) 161 427 6868
 Fax +44(0) 161 426 0010
 Website www.americancarmotorhomes.co.uk
 Email sales@americancarmotorhomes.co.uk
 Lomberhay Farm, Andrawane,
 Highlane Village, Stockport SK6 8HY
 DAVID WILSON'S TRAILERS 01825 740696
 DUDLEYS 01919 701374
 MIDLAND INTERNATIONAL 02476 13641
 SPIRES OF OXFORD 01865 875519
 ULTRA INTERNATIONAL 01766 770011
 WESTCROFT AMERICAN 01902 731324

TRAILER HIRE
 11/56 MOTORSPORT 01543 480309
 BRIAN JAMES TRAILERS 01247 260733
 DAVID WILSON'S TRAILERS 01815 740696
 DC TRAILERS 01406 380224
 ELLIS ENGINEERING 01277 631274
 HOPKINS MOTORSPORT 01197 950294
 MOBILE PROMOTIONS 01832 733460
 NEIL BAINBRIDGE RACING 01296 714547
 TON HIRE 08892 836555
 WARWICK TRAILERS 01662 732681
 WARWICKSHIRE TRAILERS 01564 792317

9.5 Brake Testing

DYNAMOMETER SUPPLIERS

BOSCH 01895 834466
 MTS POWERTRAIN TECHNOLOGY 01932 351516
 DYNOMITE USA (t) 603 329 5645
 KISTLER INSTRUMENTS AG Tel 41 76 41 22 111
 Fax 41 76 41 22 114
 Email info@kistler.com
 PO Box, CH-8408 Winterthur, Switzerland
 MIRA LTD 0247 635 5000
 WILWOOD ENG USA USA (t) 805 380888
 UNICO (UK) LTD 01908 260000
TESTING SERVICES
 HAUS OF PERFORMANCE USA (t) 714 545 2755
 EUROPEAN FRICTION 017 9714837
 MIRA LTD 0247 635 5000
 RICARDO 01273 45561
 SIEMENS AG Germany (49) 941 790 5313
THE STRAIN GAUGING CO 0256 320666

A.H. FABRICATIONS FOR THE FOLLOWING

- ALUMINIUM PETROL TANKS,
- DRY SUMP TANKS,
- OIL COOLERS,
- WATER RADIATORS,
- INTERCOOLERS,
- HEAT EXCHANGERS,

Visit the new website www.ahfabrications.co.uk

Tel +44 (0) 1432 354704 FAX +44(0) 1432 359762
A.H. FABRICATIONS, UNIT 6H, THORN BUSINESS PARK, ROTHERWAS, HEREFORD, HR2 6JT, ENGLAND
ALEXAHFABS@FAIRADSL.CO.UK

MOCAL High performance air to oil coolers

Oil cooler installation kits

Remote filter heads & take offs

Electric water pumps, release engine power

Dashboard gauges

Oilstats control oil temperature for more power & mpg

LAMINOVA oil to water coolers

Electric oil pumps for transmission cooling

Holley & Facet fuel pumps

Custom hoses for oil, fuel, brakes & coolant, Aeroquip, ProGold, Moquip & Speedflow

World biggest filler cap distributor

Early warning switches & bulbs

Manufacturers of **MOCAL** & Moquip oil cooling equipment. Distributors of automotive fluid control products. Online shop @ www.thinkauto.co.uk Catalogue £2 refundable.

Think Automotive

www.thinkauto.co.uk

292 Worton Road, Isleworth, Middlesex, TW7 6EL
Tel 0208 568 1172 Fax 0208 847 5338
Email ccc@thinkauto.co.uk

KINSLER FUEL INJECTION

Monster Mesh™ Series of Filters

K-140 Pressure Relief Valve

Throttle Bodies

Electronic Fuel Injectors

Chevrolet LSI High Port

Lite Weight Mechanical Pumps

Indy Racing League Fuel Rail & Components

We STOCK Weldon Pumps

#1 Weldon Distributor Since 1997

EFI Chevrolet

Electronic Engine Management

Diaphragm High Speed

High Flow Bypasses

Precision Nozzles and Jets

Quick Disconnect Bypass

This Is Just A Sampling....

We Are THE Linkage Source !!!

Manufacturing, Sales, & Service. Constant flow, Electronic, and Lucas mechanical fuel injection. Tel: +1-248-362-1145

Kinsler Fuel Injection, Inc. Fax: +1-248-362-1032

1834-RCE Thunderbird Street Troy, MI 48084 USA www.kinsler.com

Tech. Manual/Catalog \$12.00 US \$15.00 non-US

SAMCOsport The World Leader in Performance Silicone Hose for all Motorsport Applications

A comprehensive range of universal race parts which includes elbows, straight lengths, reducers, hump hoses plus many more so any plumbing configuration is possible. Stainless Steel hose clips and a range of joiners are also available to compliment your hoses.

Brand New Product Range... Another first by SamcoSport!

To meet the demands of the high performance engine, Samco have developed their *Xtreme* range of hoses giving higher temperatures & higher pressures with a stronger build whilst remaining lightweight & flexible.

Introducing... **SAMCO Xtreme**

For more information on the complete SamcoSport range of products, contact your nearest Dealer or visit our website... www.samcosport.com



Underbody details

Examining pressures and flows in a Champ Car underbody

2001 Reynard 011 Champ Car shown here in pre-season testing



Continuing with the aerodynamics of an entire single seater, this month we look at pressure patterns in the underbody of a 2001 Reynard Champ Car. Regulations restrict underbody design in this category, making it even more peculiar than other restricted categories. But some of the effects hint at the generalities.

Figure 1 shows the distinctive underbody. Essentially the sidepod undersides are flat, with 'scalloped' areas in the underfloor entries. Curved 'vortex generators' are attached in these scalloped areas. Beneath the engine is a narrow diffuser either side of a tapering cowl. There is also a transverse 'bump' under the transmission.

Figure 2 shows underbody static pressures in plan view. In this plot, zero is indicated by orange, so red is positive, yellow through to blue show negative static pressures. As such, the majority of the underbody is at moderately reduced pressure, but integrated over the large plan area this contributes around half the car's downforce in road-course configuration.

To build a more three-dimensional picture we'll use transverse 'slices' through the air and the racecar, looking rearwards. Figures 3 to 7, slices at various stations along the underbody, show two different properties. To briefly recap, on the left is 'total pressure' – a measure of the energy in the airflow. As air passes over the body surfaces it loses energy due to skin friction, viscous shear forces and flow separations. Total pressure therefore remains high where these effects have not 'stolen' energy. But where energy losses have occurred, total pressure decreases. These plots use red for maximum total pressure (total pressure coefficient, $C_{pT} = 1$), through yellows, greens and blues ($C_{pT} = 0$) showing decreasing total pressure.

On the right is static pressure, the form of pressure that exerts forces on the racecar surfaces. In conditions where Bernoulli's equation applies,




Figure 1: the Reynard 011 model, underside view

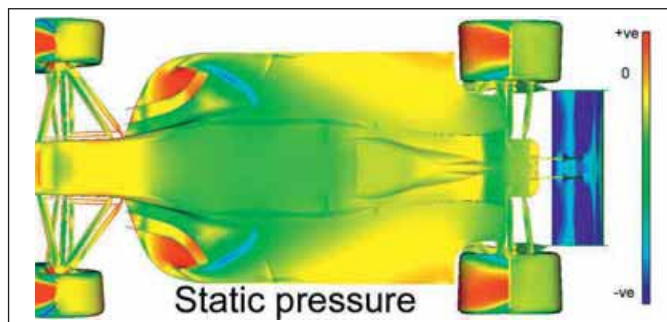


Figure 2: modest reductions in static pressure over the underbody area generate approximately half this car's total downforce

static pressure decreases as flow velocity increases (and vice versa). Positive static pressures are shown as red and orange and negative static pressures are shown by green and blue.

Figure 3 is a slice at $X = 1500\text{mm}$, that is 1500mm back from the front face of the chassis (approximately 300mm along the left hand sidepod). The static pressure is high in the radiator inlet duct (red), but outboard and above the sidepod static pressure is more or less zero. Beneath the →

Produced in association with Advantage CFD

advantage CFD

Tel: +44 (0)1280 846806

Email: cfid@advantage-cfd.co.uk

Web site: www.advantage-cfd.co.uk

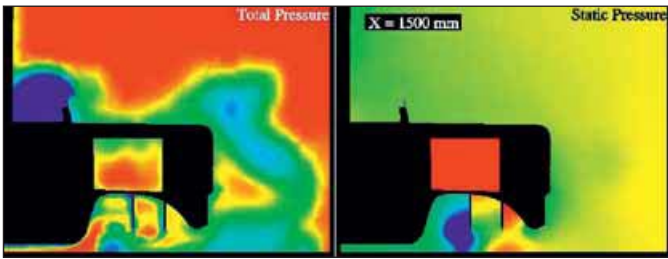


Figure 3: cross section of the car, looking rearwards, 300mm back from the leading edge of the sidepod, showing total (right) and static pressures

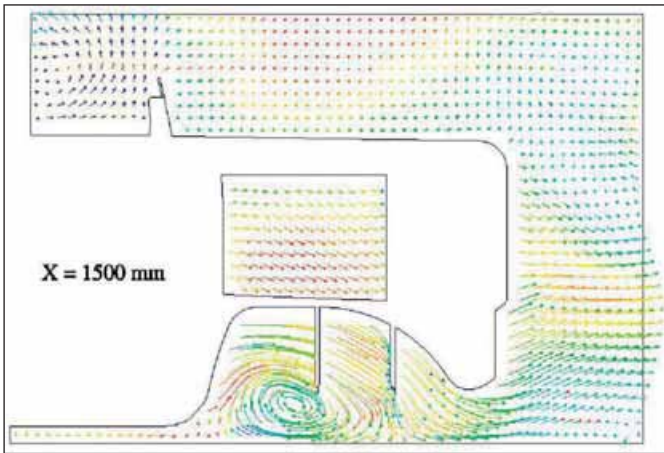


Figure 3a: in-plane velocity vectors showing the vortex 300mm back from the sidepod leading edge

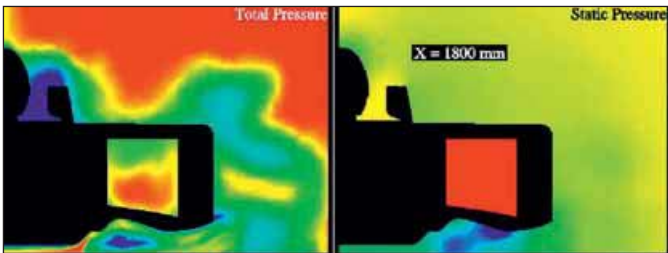


Figure 4: cross section roughly 600mm back from the sidepod leading edge

sidepod things are more complex. Outboard of the outer vortex generator (VG) static pressure is raised, but inboard of the inner VG it is markedly reduced (as shown in blue).

Looking at total pressure, outboard of the sidepod the large region of reduced total pressure reveals the wake of the front wheel. In the inlet region to the underbody however is a region of mixed high and low energy air. Figure 3a shows in-plane velocity vectors at this station, and shows a clear rotating pattern. The vortex generators trigger this by turning the airflow. Since static pressure is higher ahead of the upstream face of the vanes than downstream (see figure 2), some air is induced to flow around the lower edge but, because of the sharpness of the edge, it cannot remain attached. Nevertheless, the attempt at making the turn adds an angular component to its velocity that results in rotating flow – a vortex – being established. The additional velocity component in the vortex causes a reduction in static pressure.

Moving 300mm downstream, figure 4 at $X = 1800\text{mm}$ shows pressure in line with the rearward portion of the underbody scallop. The aforementioned vortex now has a reduced total pressure in its core – due to viscous losses – and static pressure is still low here. However, looking at the static pressure plot, just outboard of this 'tiring' vortex there is another region of reduced static pressure, in the transition from scallop to flat underbody. This arises from the airflow accelerating through this narrowing gap, creating a Bernoulli-style static pressure drop. The combination of these two effects

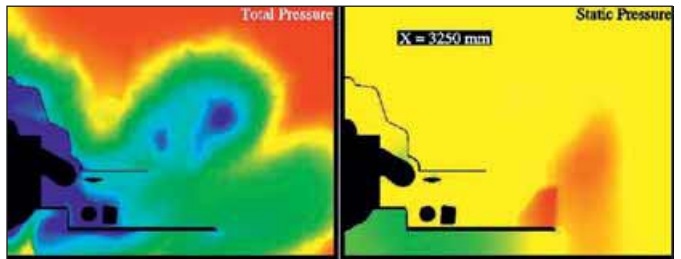


Figure 6: cross section just in front of the rear tyres

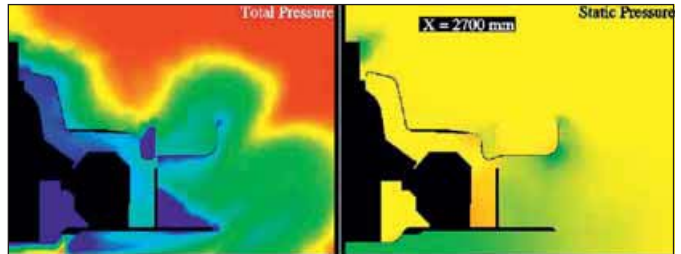


Figure 5: cross section approximately 600mm aft of the roll hoop

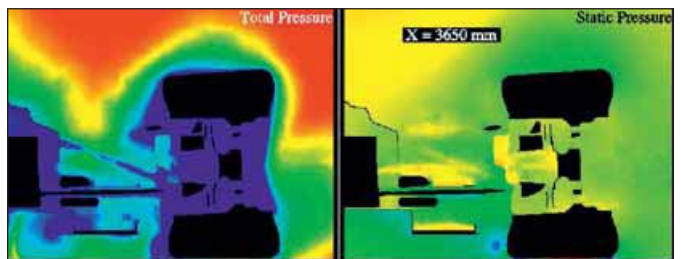


Figure 7: cross section in line with the rear underbody extremity, rear axle line

sees the marked drop in static pressure in this area of the underbody, and indeed across the whole car width.

Figure 5 at $X = 2700\text{mm}$ still shows a static pressure differential above and below the car, but the static pressure reduction in the underbody is of lower magnitude than further forwards. The total pressure is now quite low in the underbody, showing that the flow here has lost further energy. The static pressure plot also shows raised pressure above the 'flip up' ahead of the rear tyre, and slightly reduced pressure beneath it, adding an increment of downforce.

Figure 6 at $X = 3250\text{mm}$ is 100mm in front of the rear tyres. The red area to the right of the static pressure plot shows the increase in pressure ahead of the tyre. The outer portion of the skirt Gurney causes the trapezoid-shaped area of increased static pressure (bottom centre) above the outboard edge of the horizontal 'skirt', adding another increment of downforce. Meanwhile, in the underbody and the narrow diffuser – which began at $X = 2775\text{mm}$ and can be seen on the left of each plot – the static pressure is moderately low, and importantly, lower than the static pressure above the skirt.

Figure 7 is taken at the rearmost edge of the main underfloor, at $X = 3650\text{mm}$, virtually on the rear axle line. The inboard portion of the rear skirt Gurney increases the static pressure ahead of itself, apparent from the yellow band on the top surface of the skirt. Also, the static pressure in this rear section of the underbody and diffuser is lower than it was further forward. This is partly due to interaction with the low pressure in the lee of the skirt Gurney but is also down to the transverse 'bump' mentioned earlier, which accelerates the airflow here. And there may also be interaction with the rear wing. The total pressure plot hints at the vortex triggered further forward by the inwards flow across the edge of the diffuser.

Restrictions may have produced unconventional underfloor design, but clever details enable Champ Car underbodies to generate significant levels of downforce.

CAT CAMS

CAMSHAFTS & VALVE TRAIN COMPONENTS

- CAMSHAFTS
- RACE TAPPETS
- VALVE SPRINGS
- RETAINERS
- LASH CAPS
- CAM PULLEYS
- CRANKSHAFTS
- STEEL RODS
- ROD BOLTS

- ▶ CNC machine shop (incl. cam grinding) & CMM quality control
- ▶ continuous inhouse development of cam design software
- ▶ the widest camshaft range on the web
- ▶ steel billet cams for any application
- ▶ 'true lock' nonius cam pulleys
- ▶ forged steel conrods

(PEUGEOT / CITROEN 1.6, 16v)

info@www.catcams.be tel: +32 (0)3/320.25.60
fax: +32 (0)3/322.36.77

New from Rowley Race Dynamics 2nd Edition

An Introduction To Race Car Engineering Book 1

With the help of powerful software packages, this exciting new book provides the race engineer with considerable insight into the possible performance envelopes of a modern race car.

TO ORDER:
www.rowleyrace.com

RACEPARTS (UK) LTD
Motor racing parts, spares & equipment

2006 MOTORSPORT CATALOGUE

CALL NOW FOR A FREE COPY

PLEASE VISIT US AT
AUTOSPORT INTERNATIONAL
STAND NO: E160

TEL: +44 (0) 1491 822000
FAX: +44 (0) 1491 822009
EMAIL: SALES@RACEPARTS.CO.UK

Wm. C. Mitchell Software - Racing by the Numbers

Introducing version 4.0 of the WinGeo3 Suspension Geometry program with Force-based Roll Centers

www.MitchellSoftware.com 704-660-0330 voice
800-844-7296 from USA and Canada 704-663-0085 fax
125 East Plaza Drive, Suite 117 Mooresville, NC 28115 USA

SDW LIGHT FABRICATIONS LTD

RACE CAR ENGINEERING AND FABRICATION.

MANUFACTURERS OF ALL RACE CAR COMPONENTS.

THE HIGHEST STANDARD OF WORKMAN SHIP GUARANTEED.

SDW LIGHT FABRICATIONS LIMITED
UNITS 5 & 6 OVERTHORPE ROAD
BANBURY, OXFORDSHIRE
OX16 8SX

TEL. (01295) 270710
FAX. (01295) 273254
E-MAIL. info@sdwlightfabrications.co.uk
www.sdwlightfabrications.co.uk

aero sensing - circuit protection - complete vehicle wiring - CAN

SAKATA MOTORSPORT ELECTRONICS
Engine Management Systems • Data Acquisition & Sensors • Performance Wiring Solutions

NEW! M400 ECU NEW! M600 ECU
M880 ECU

Sakata Motorsport Electronics is one of North America's largest MoTeC Systems dealers, specializing in complete motorsport solutions from design and manufacturing to trackside support. Contact Us Today!

Professional Lambda Meter
NEW! Mini Digital Display
MoTeC ADL Advanced Dash Logger

gearbox controls - multi-stroke ignition - tire monitoring - servo/stepper/PID - variable intake
caterometry - strain-gauging - variable cam control - driver-by-wire - lap timing - prototyping

SAKATA MOTORSPORT ELECTRONICS Tel: +1-714-446-9473
889 S. State College Blvd, Unit K Fax: +1-714-446-9247
Fullerton, CA 92831 USA info@sakatomotorsport.com
multi-pulse injection - staged injection - individual cylinder mapping

Toolmakers + Precision Engineers

M&B Tools Technical Services

3D Design

CNC Milling

CMM Inspection

Wire Erosion

Spark Erosion

Grinding



Pickerings Road, Halebank Industrial Estate,
Widnes, Cheshire, WA8 8XW, UK

Tel: +44 (0) 151 423 6455 Fax: +44 (0) 151 423 6388

email: info@mbtools.org

www.mbtools.org

'MASTER SWITCH' BATTERY CUT-OUT 'KILL SWITCH'
Whatever you call it, don't ignore it. If it fails your race is over!

SOLID STATE BATTERY ISOLATOR

from

CARTEK
AUTOMOTIVE ELECTRONICS



Developed specifically for motor-sport applications the Solid State Battery Isolator from Cartek is a major advance in the safety and reliability of race vehicles.

Fully electronic with no moving parts and cemented into an aluminium shell makes this system highly resistant to shock, vibration, moisture and dirt.

Using the latest MOSFET technology this system provides safe, spark free isolation of the vehicle's battery and engine electrics in accordance with FIA and MSA rules.

Designed to be chassis mounted close to the vehicle's battery. Microprocessor controlled incorporating false trigger detection, internal temperature monitoring and short-circuit protection offer unprecedented safety. Small size and at just 140g this Isolator is also incredibly light.

WWW.CARTEK.BIZ

CARTEK AUTOMOTIVE ELECTRONICS LTD

Wildern House, Goodalls Lane

Hedge End, Southampton

SO30 4QR, ENGLAND

Email: info@cartek.biz

Tel: +44(0)1489 799905 Fax: +44(0)1489 787392

Contact: Gordon Riseley

email: griseley@ringspann.co.uk



High Performance

Motorsport

Gearshift & Throttle Cables



RCS

www.RCScables.com

Tel 01234 342511

RCS - Cables and Controls

icengineworks

precision exhaust header modeling systems

Pushing the envelope in
exhaust header design,
by hand. Seriously.

1.625"OD Series
now available

Full-scale, full-engine, equal-length, inter-connecting
modeling block sets in a variety of ODs, plus...

- exhaust header fabrication tools

- pre bent metal tubing

Patented. Made in USA.

DEALER INQUIRIES WELCOME

For more info and to order online, please visit:


www.icengineworks.com

icengineworks, Dripping Springs, TX USA

(512) 858 2232/fax (512) 858 2282

Mark Ortiz is

THE CONSULTANT



Roll axis inclination

Rear-engined cars, such as the Hillman Imp, traditionally have a nose-up roll axis with a higher front roll centre



CC-BY-NC-SA

Q What is the influence of a roll axis inclination biased to the front suspension; ie a front roll centre closer to the ground than the rear? At least in passenger cars, the roll axis is always inclined down to the front except in some special cases, for example the BMW 1 Series, which is reported by BMW to have the roll axis parallel to the ground.

My understanding of this concept was based on the idea that the more the roll axis is inclined toward the front, the more load transfer there will be at the front axle and the more understeer the vehicle will have. However, I have put into an Excel spreadsheet the formulation found in Milliken, *Race Car Vehicle Dynamics*, and find to my surprise that the higher the front roll centre, the greater the load transfer at that end. Can you explain this?

A Short answer: higher roll centre at the front implies more geometric roll resistance at the front, hence more load transfer at the front, other things being equal. So the typical nose-down roll axis inclination does not increase front load transfer.

There are also cars that have a nose-up roll axis, all of which are rear engined. Probably the most extreme example is the Hillman Imp, which had a front roll centre near hub height and a rear roll centre near ground level.

Mark Ortiz Automotive is a chassis consulting service primarily serving oval track and road racers. In these pages Mark answers your queries on chassis set-up and handling. If you have a question to put to him, email to markortiz@vnet.net, call 704-933-8876 or write to **Mark Ortiz, 155 Wankel Dr., Kannapolis, NC 28083-8200 USA**

Like many things, the subject of roll resistance and load transfer is fairly simple once you understand it, but will drive you crazy until you do. When discussing this subject, I am always quick to plug my video, *Minding Your Anti*, which covers the subject at length. It costs US\$50.00, shipping included, payable by cheque or money order to me at the address opposite.

In steady-state cornering (constant speed, on a constant radius), on an unbanked road surface, the total load transfer from the inside wheels to the outside wheels depends entirely on the height of the whole vehicle's centre of mass (centre of gravity, or c of g.) and the track width at the c of g.

“NOSE DOWN ROLL AXIS INCLINATION DOES NOT INCREASE FRONT LOAD TRANSFER”

Suspension design and tuning have almost no effect on the magnitude of the total load transfer. What we mainly do with these aspects is control the distribution of that total, between the front and rear wheel pairs. →

We customarily consider the car to be a rigid object, supported by a single compliant structure at each end. The sprung structure is the rigid object, the front and rear suspension systems are the compliant structures.

As an analogy, imagine that you and a friend are carrying a sailboard (as used for windsurfing) along the beach. Each of you is carrying one end of the sailboard. The sail is up, and there is a breeze blowing. The force of the wind on the sail tries to overturn the sailboard. The overturning force depends entirely on the design of the sailboard and the amount of wind. The total counterforce that you and your friend together need to exert to balance this does not depend on you and your friend. However, the amount of counterforce that you individually need to exert depends on the amount exerted by your friend, and the amount of counterforce he has to exert depends on you. You and your friend are like the front and rear suspension systems. The sailboard is like the sprung mass.

There are portions of the load transfer that come from the unsprung components, and there are portions that come from the dampers if the car is rolling upon corner entry or de-rolling on exit. However, for simplicity in answering the present question, let's look just at the components of the load transfer that come from the inertia force (centrifugal force) of the sprung mass acting through the suspension, in steady-state cornering. There are only two such components: elastic load transfer and geometric load transfer. Elastic load transfer comes from elastic roll resistance: the roll resistance supplied by the springs and anti-roll bars. Geometric load transfer comes from the properties of the structural components attaching the wheels to the sprung mass, which can be arranged to generate forces opposing roll, or geometric roll resistance.

With independent suspension, these two components influence each other more than is commonly recognised. The load distribution on an independently suspended wheel pair affects how much geometric roll resistance the wheel pair has, for any given suspension geometry. To illustrate with an extreme case, if the inside wheel is off the ground, the geometry of its suspension linkage is irrelevant and only the geometry of the outside wheel has any effect on the car. My video deals with these effects in detail. For simplicity, I will ignore them here, but I do want to note in passing that they exist.

When we speak of roll centre height, we are speaking of an imaginary point whose height represents the amount of geometric roll resistance for the front or rear wheel pair. If this point is assigned properly, we can approximate the geometric load transfer at one end of the car as:

roll centre height x sprung mass centrifugal force at that end of the car
track width at that end of the car

When the suspension is symmetrical, the point you generally see in the chassis books – the force line intersection – is a good approximation. When the suspension is not symmetrical, using the force line intersection as the roll centre can lead to major mis-predictions of car behaviour. Sometimes the force lines may be parallel, in which case there is no intersection.

We may define a line connecting the front and rear roll centres, called the roll axis. The car doesn't really roll about this line, but as a crude approximation we can reasonably think of it as doing so. If we raise the roll axis at both ends, the geometric roll resistance is greater at both ends. If we raise one end of the roll axis and lower the other, leaving its height at the c of g unchanged, the total geometric roll resistance is unchanged, but we increase the geometric roll resistance at one end and lower it at the other. The elastic elements – springs and anti-roll bars – are not affected by this.

So the end where we lowered the roll centre has less geometric load transfer and the same elastic load transfer as before – hence less load transfer overall. This will make that tyre pair grip better, because they will

be sharing the work more equally. At the opposite end, the elastic component will likewise be unchanged, but the geometric component will be increased – hence more load transfer overall.

Okay, so if we want understeer for most drivers, why have a nose-down roll axis? There are a number of explanations. The most obvious is that when the car has independent suspension in front and a beam axle in back, we don't have much choice. Independent suspensions with roll centres much above four inches generally jack excessively. Front suspensions with high roll centres generate lateral contact patch motion over bumps, which creates kick at the steering wheel. It is possible to build a beam axle suspension with a roll centre below any component of the suspension, but the linkage required is somewhat complex. Consequently, beam axles on cars with enough ground clearance to be practical on the street generally have roll centres at least six inches high, and usually at least 10in. Of course, with independent rear suspension, the roll centre is usually much lower, but most often still a bit above the front one.

The next most obvious reason is that passenger cars are generally too nose heavy to have balanced handling, and the front suspension doesn't control camber when cornering nearly as well as the rear suspension. Consequently, we need to kill understeer, not increase it.

“PASSENGER CARS ARE GENERALLY TOO NOSE HEAVY TO HAVE BALANCED HANDLING”



BMW's 1 series – unusually for a passenger car, is reputed to have a roll axis parallel to the ground

A somewhat less obvious reason has to do with driver-perceived car behaviour in abrupt transient manoeuvres, such as the lane-change test commonly used in passenger car testing. With a nose-down roll axis, there is a small yaw component with roll. The nose points out of the turn slightly, relative to the four contact patches. This makes the car feel steady to the driver, rather than twitchy.

Another reason sometimes cited is that when a car is abruptly steered into a turn, the geometric component of the load transfer is the first to act on the car. If this component is greater at the rear, we will momentarily have less understeer and the car will turn in more responsively. Note that this explanation is somewhat at odds with the one immediately preceding it.

There are somewhat logical variations on both of these two explanations. We could say that if the main mass of the car is yawing out of the turn relative to the four contact patches, that steers the contact patches into the turn, or steers the rear wheels out of the turn, momentarily adding oversteer! Some people also believe that tyre load sensitivity momentarily works backwards until the tyres start heating. I personally don't believe this, but if so it means that if there is initially more rear load transfer, that adds understeer rather than oversteer, and makes the car feel stable.

Isn't this fun? If it weren't for vehicle dynamics, I'd have to do something sane for a living.

DON'T SACRIFICE THE WIN

The difference between WINNING and LOSING is STAYING CONNECTED...

Get Connected!

ADEL WIGGINS Flexible Tube Connectors
GROUP

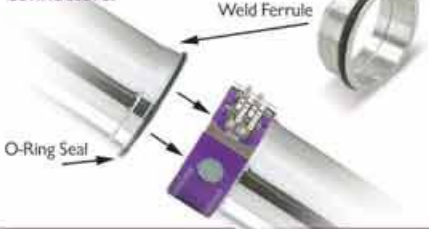
SECURE YOUR WIN

Stay connected with Adel Wiggins Flexible Tube Connectors! The difference between winning and losing is in the connection. Do not sacrifice a win to a simple hose blowout or burst. This occurs when conventional hose clamps or barbs fail to secure the hose located between the connections or components. Adel Wiggins Flexible Tube Connectors eliminates these failures. This is why they have caught the attention of so many professional racers today. One of the main reasons for its popularity is its ability to be removed or installed with only one hand quickly and easily, whether they are being used with tubing or hose. Adel Wiggins Flexible Tube Connectors are offered standard in lightweight aluminum and are available in stainless steel or titanium upon special order. They have an operating temperature range from -120° F to 800° F and are able to withstand boost and pressure levels in excess of 125 PSI.



SAFETY-LOCKING, ONE HAND INSTALLATION

The locking latch design eliminates troublesome and time-consuming installation of safety-wire or the necessity of tools to make the connection. The electrical bonding feature eliminates the external clamps, fasteners and jumper wire required in some applications. Elimination of lock wire holes, bolt-on bars, grounding clamps, snake clamps and jumper wires removes what can be a cumbersome and unattractive connection. The W900 series minimizes weight and unit cost, while retaining the proven performance and reliability of other WIG-O-FLEX connectors.



APPLICATIONS

RADIATOR CONNECTIONS



OIL COOLER CONNECTIONS



TURBO CONNECTIONS



THROTTLE BODY CONNECTIONS



INTERCOOLER CONNECTIONS



FEATURES: Lightest of all flexible tube connectors

- Saves installation and tear down costs • Full range of stocked sizes: 1/2" to 4"
- Saves time, space, and weight • Easy, one-hand installation • Design flexibility

FCP
Fluid Control Products, Inc.

Australia
C.A.P.A. 088 582 3499

England
Goodridge UK 01392 369090
BMRS 0175 355 3610
Earls UK 0132 785 8221

Germany
Goodridge Deutschland 06321 60168
Kronotec 09401 52530

Italy
Tecnauto SRL 02 738 8773
Japan
SIFo Corporation 03 5420 4154
New Zealand
Turbo Vehicles Ltd. 09 525 6696

Toll Free in NA: 800-541-2345
Worldwide: 217-324-3737
www.fluidcontrol.net