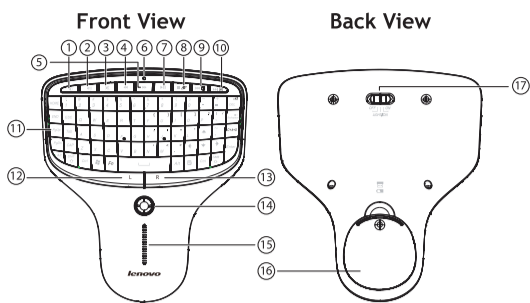


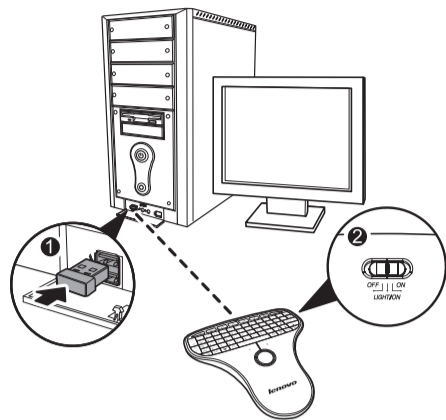
Lenovo Multimedia Remote with Keyboard N5902

Features



#	Component	#	Component
1	Decrease Volume	10	Next / Close page
2	Increase Volume	11	Keypad
3	Mute	12	Left mouse button
4	Rewind	13	Right mouse button
5	Fast-Forward	14	OFN (optical finger navigation)
6	LED indicator	15	Slide bar
7	Play / Pause	16	Battery cover
8	Stop / Web page	17	Power switch
9	Previous / Change page		

- Plug the USB dongle into a USB port on your desktop or laptop computer.
- Move the power switch to ON. The computer automatically detects the keyboard.



For use only with UL Listed I.T.E. computer.

CAUTION: Risk of Explosion if Battery is replaced by an Incorrect Type.

Dispose of Used Batteries According to the Instructions.

IMPORTANT NOTE:


This transmitter must not be co-located or operating in conjunction with any other antenna or transmitter.

This device complies with Part 15 of the FCC Rules. Operation is subject to the following two conditions: (1) This device may not cause harmful interference, and (2) this device must accept any interference received, including interference that may cause undesired operation.

FCC ID: EMJKN5902
IC: 4251A-KN5902
CMIIT:
Dongle CMIIT:2009DJ1851

IC Statement:

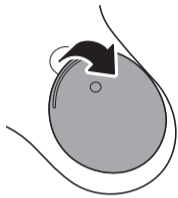
Operation is subject to the following two conditions: (1) this device may not cause interference and (2) this device must accept any interference, including interference that may cause undesired operation of the device.



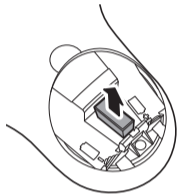
Connecting your keyboard

To connect your keyboard:

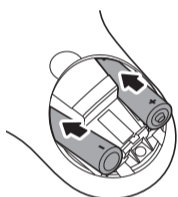
- Open the battery cover.



- Remove the USB dongle.



- Insert two AA batteries then replace the battery cover.



LED Indicator

- The LED indicator lights green when the keyboard is switched on and the pairing is established.
- The LED indicator flashes red when the battery level is low. Replace the battery immediately.

Using your keypad

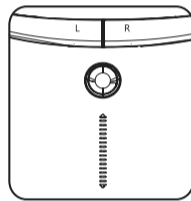
To use your keypad:

- Use the keys to enter data.
- Press Fn plus another key to enter a special character or apply a special function.
- Press multimedia hot keys on the top to control multimedia playback.

Using your mouse

To use your mouse:

- Use the OFN to move the cursor.
- Press the left and right mouse button to perform mouse functions. Pressing the OFN also simulates left mouse button behavior.
- Slide finger across the OFN to move the cursor.

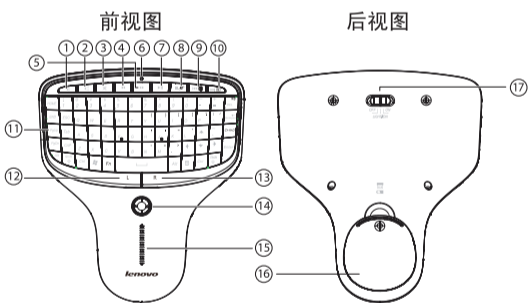


Made in China

Quick Start Guide

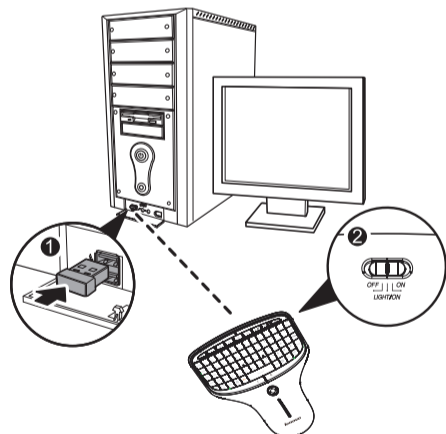
联想多媒体掌中宝遥控器N5902

外观描述



#	部件	#	部件
1	减小音量	10	下一曲 / 页面关闭
2	增加音量	11	键区
3	静音	12	鼠标左键
4	快退	13	鼠标右键
5	快进	14	OFN(光学手指导航)
6	LED指示灯	15	触控条
7	播放 / 暂停	16	电池盖
8	停止 / 网页	17	电源开关
9	上一曲 / 页面切换		

- 插入USB接收器到台式或手提电脑的USB端口，
- 将电源开关拨到“ON”的位置，电脑自动检测并连接到此产品。



PRIMAX

Lenovo Multimedia Remote with Keyboard N5902

EC Declaration of Conformance

Product: Lenovo Multimedia Remote with Keyboard N5902
Model: N5902
Trade Name: Lenovo

We, Primax Electronics Ltd., declare under sole responsibility that the above products, manufactured by:

Phone: 886(2)2798 9008
Fax: 886(2) 8797 1565
Primax Electronics Ltd.
No. 669,Ruey Kuang Road,
Neihu ,Taipei Taiwan, R.O.C.

to which this declaration relates, is in conformity with the requirements of the following EC Directives:

- Council Directive 1999/5/EC of the European Parliament and of the council on radio equipment and telecommunications terminal equipment.
- Council Directive 2006/95/EC on the harmonization of the laws of the Member States relating to electronic equipment designed for use within certain voltage limits.
- Council Directive 2004/108/EC on the approximation of the laws of the member states relating to Electromagnetic Compatibility

Conformity with these Directives has been assessed for this product by demonstrating compliance to the following harmonized standards:

EN 300 440-1 V1.4.1 (2008-05)
EN 300 440-2 V1.2.1 (2008-05)
EN 301 489-1 V1.8.1 (2008-04)
EN 301 489-3 V1.4.1 (2002-08)
EN 50371: 2002
EN 60950-1: 2006

Signed: C.T. Huang Date: 2011/XX/XX
C.T. Huang, Director
Compliance Department

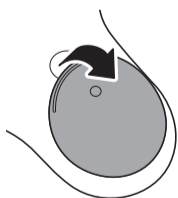
Last two digits of the year in which the CE marking was affixed: 09

Place of Issue: Taiwan
Date: XXXXX, 2011
Ref No: CE_DoC_09-018

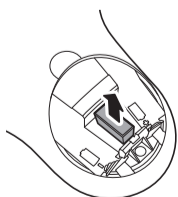
安装说明

使用方法:

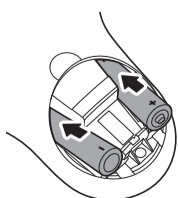
- 打开电池盖，



- 取下USB接收器，



- 插入两节AA电池，装上电池盖，



LED 指示灯

- 当配对成功且此产品与电脑接通时LED指示灯亮绿灯。
- 当电池没电时LED指示灯闪烁红灯，请立即更换电池。

背光使用说明

- 将开关拨到“Light ON”位置，背光功能打开。
- 将开关拨到“ON”、“OFF”位置，背光功能关闭。

键盘使用说明

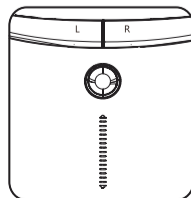
怎样使用键盘

- 使用按键输入数据，
- 按住“Fn”和其它功能按键，使用特别的功能，
- 按此产品上面的多媒体按键，控制多媒体的播放。

鼠标使用说明

怎样使用鼠标

- 使用OFN移动光标
- 按鼠标左右键执行鼠标功能，也可按下OFN代替鼠标左键
- 手指在OFN上滑动可移动光标



中国制造

Quick Start Guide

Electronic emission notices

The following information refers to the Lenovo Mini Wireless Keyboard
Lenovo Mini Wireless Keyboard FCC ID: EMJKN5902
Pleomax 2.4G Mini Dongle FCC ID: EMJDCMLC600MB

Federal Communication Commission Interference Statement

This equipment has been tested and found to comply with the limits for a Class B digital device, pursuant to Part 15 of the FCC Rules. These limits are designed to provide reasonable protection against harmful interference in a residential installation. This equipment generates, uses and can radiate radio frequency energy and, if not installed and used in accordance with the instructions, may cause harmful interference to radio communications. However, there is no guarantee that interference will not occur in a particular installation. If this equipment does cause harmful interference to radio or television reception, which can be determined by turning the equipment off and on, the user is encouraged to try to correct the interference by one of the following measures:

- Reorient or relocate the receiving antenna.
- Increase the separation between the equipment and receiver.
- Connect the equipment into an outlet on a circuit different from that to which the receiver is connected.
- Consult the dealer or an experienced radio/TV technician for help.

FCC Caution: Any changes or modifications not expressly approved by the party responsible for compliance could void the user's authority to operate this equipment.

This device complies with Part 15 of the FCC Rules. Operation is subject to the following two conditions: (1) this device may not cause harmful interference, and (2) this device must accept any interference received, including interference that may cause undesired operation.

Responsible party:

Lenovo (United States) Incorporated
1009 Think Place - Building One
Morrisville, NC 27560
Phone Number: 919-294-5900

Lenovo is not responsible for any radio or television interference caused by using other than specified or recommended cables and connectors or by unauthorized changes or modifications to this equipment. Unauthorized changes or modifications could void the user's authority to operate the equipment.



RF Exposure Statement

The radiated energy from the Lenovo Mini Wireless Keyboard conforms to the FCC limit of the SAR (Specific Absorption Rate) requirement set forth in 47 CFR Part 2 section 1093.

Interference Statement

An improper installation or unauthorized use may cause harmful interference to radio communications. Also, any tampering with the internal antenna will void the FCC Certification and your warranty. Refer to the "Electronic emission notices"

Canada – Industry Canada (IC)

Dongle Product Name: Lenovo N30 Dongle
Dongle Model: N30_D
Dongle IC ID: 4251A-DN30D
Keyboard Product Name: Lenovo Multimedia Remote with Keyboard
Keyboard Model: N5902
Keyboard IC ID: 4251A-KN5902

Industry Canada Class B emission compliance statement

This Class B digital apparatus complies with Canadian ICES-003.
Avis de conformité à la réglementation d'Industrie Canada
Cet appareil numérique de la classe B est conforme à la norme NMB-003 du Canada.

Low Power License-Exempt Radio Communication Devices (RSS-210)

Operation is subject to the following two conditions: (1) this device may not cause interference, and (2) this device must accept any interference, including interference that may cause undesired operation of the device.

Permis d'émission à faible puissance – Cas des appareils de communications radio

L'utilisation de ce dispositif est autorisée seulement aux conditions suivantes:

(1) il ne doit pas produire de brouillage, et (2) l'utilisateur du dispositif doit être prêt à accepter tout brouillage radioélectrique reçu, même si ce brouillage est susceptible de compromettre le fonctionnement du dispositif.

Europe - EU Declaration of Conformity for Lenovo Multimedia Remote with Keyboard



Products intended for sale within the European Union are marked with the Conformance Européenne (CE) Marking, which indicates compliance with the applicable Directives and European Norms, and amendments, identified below.

Hereby, Lenovo (Singapore) Pte. Ltd., declares that this Lenovo Mini Wireless Keyboard is in compliance with the essential requirements and other relevant provisions of Directive 1999/5/EC.

Lenovo (Singapore) Pte. Ltd. tímto prohlašuje, že tento **Lenovo Multimedia Remote with Keyboard** je ve shodě se základními požadavky a dalšími příslušnými ustanoveními směrnice 1999/5/ES.

Undertegnede **Lenovo (Singapore) Pte. Ltd.** erklærer herved, at følgende udstyr **Lenovo Multimedia Remote with Keyboard** overholder de væsentlige krav og øvrige relevante krav i direktiv 1999/5/EF.

Käesolevaga kinnitab **Lenovo (Singapore) Pte. Ltd.** seadme **Lenovo Multimedia Remote with Keyboard** vastavust direktiivi 1999/5/EÜ põhinõuetele ja nimetatud direktiivist tulenevatele teistele asjakohastele sätetele. Richtlinie 1999/5/EG befindeet.

Lenovo (Singapore) Pte. Ltd. vakuuttaa täten että **Lenovo Multimedia Remote with Keyboard** tyypinen laite on direktiivin 1999/5/EY oleellisten vaatimusten ja sitä koskevien direktiivin muiden ehtojen mukainen.

ΜΕ ΤΗΝ ΠΑΡΟΥΣΑ **Lenovo (Singapore) Pte. Ltd.** ΔΗΛΩΝΕΙ ΟΤΙ **Lenovo Multimedia Remote with Keyboard** ΣΥΜΜΟΡΦΩΝΕΤΑΙ ΠΡΟΣ ΤΙΣ ΟΥΣΙΩΔΕΙΣ ΑΠΑΙΤΗΣΕΙΣ ΚΑΙ ΤΙΣ ΛΟΙΠΕΣ ΣΧΕΤΙΚΕΣ ΔΙΑΤΑΞΕΙΣ ΤΗΣ ΟΔΗΓΙΑΣ 1999/5/ΕΚ.

Hiermit erklärt **Lenovo (Singapore) Pte. Ltd.**, dass sich das Gerät **Lenovo Multimedia Remote with Keyboard** in Übereinstimmung mit den grundlegenden Anforderungen und den übrigen einschlägigen Bestimmungen der Richtlinie 1999/5/EG befindet.

Alulírott, **Lenovo (Singapore) Pte. Ltd.** nyilatkozom, hogy a **Lenovo Multimedia Remote with Keyboard** megfelel a vonatkozó alapvető követelményeknek és az 1999/5/EC irányelv egyéb előírásainak.

Hér með lýsir **Lenovo (Singapore) Pte. Ltd.** yfir því að **Lenovo Multimedia Remote with Keyboard** er í samræmi við grunnkröfur og aðrar kröfur, sem gerðar eru í tilskipun 1999/5/EC.

Con la presente **Lenovo (Singapore) Pte. Ltd.** dichiara che questo **Lenovo Multimedia Remote with Keyboard** è conforme ai requisiti essenziali ed alle altre disposizioni pertinenti stabilite dalla direttiva 1999/5/CE.

Šiuo **Lenovo (Singapore) Pte. Ltd.** deklaruoją, kad šis **Lenovo Multimedia Remote with Keyboard** atitinka esminius reikalavimus ir kitas 1999/5/EB Direktyvos nuostatas.

Ar šo **Lenovo (Singapore) Pte. Ltd.** deklarē, ka **Lenovo Multimedia Remote with Keyboard** atbilst Direktīvas 1999/5/EK būtiskajām prasībām un citiem ar to saistītajiem noteikumiem.

Hawnhekk, **Lenovo (Singapore) Pte. Ltd.**, jiddikjara li dan **Lenovo Multimedia Remote with Keyboard** jikkonforma mal-htigijiet essenzjali u ma provvedimenti oħrajn relevanti li hemm fid-Direttiva 1999/5/EC.

Hierbij verklaart **Lenovo (Singapore) Pte. Ltd.** dat het toestel **Lenovo Multimedia Remote with Keyboard** in overeenstemming is met de essentiële eisen en de andere relevante bepalingen van richtlijn 1999/5/EG.

Lenovo (Singapore) Pte. Ltd. erklærer herved at utstyret **Lenovo Multimedia Remote with Keyboard** er i samsvar med de grunnleggende krav og øvrige relevante krav i direktiv 1999/5/EF.

Niniejszym **Lenovo (Singapore) Pte. Ltd.** oświadcza, że **Lenovo Multimedia Remote with Keyboard** jest zgodny z zasadniczymi wymogami oraz pozostałymi stosownymi postanowieniami Dyrektywy 1999/5/EC.

Lenovo (Singapore) Pte. Ltd. týmto vyhlasuje, že **Lenovo Multimedia Remote with Keyboard** spĺňa základné požiadavky a všetky príslušné ustanovenia Smernice 1999/5/ES.

Lenovo (Singapore) Pte. Ltd. izjavlja, da je ta **Lenovo Multimedia Remote with Keyboard** v skladu z bistvenimi zahtevami in ostalimi relevantnimi določili direktive 1999/5/ES.

Por medio de la presente **Lenovo (Singapore) Pte. Ltd.** declara que el **Lenovo Multimedia Remote with Keyboard** cumple con los requisitos esenciales y cualesquiera otras disposiciones aplicables o exigibles de la Directiva 1999/5/CE.

Härmed intygar **Lenovo (Singapore) Pte. Ltd.** att denna **Lenovo Multimedia Remote with Keyboard** står i överensstämmelse med de väsentliga egenskapskrav och övriga relevanta bestämmelser som framgår av direktiv 1999/5/EG.

Lenovo (Singapore) Pte. Ltd. declara que este **Lenovo Multimedia Remote with Keyboard** está conforme com os requisitos essenciais e outras disposições da Directiva 1999/5/CE.

Par la présente **Lenovo (Singapore) Pte. Ltd.** déclare que l'appareil **Lenovo Multimedia Remote with Keyboard** est conforme aux exigences essentielles et aux autres dispositions pertinentes de la directive 1999/5/CE.