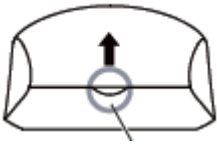
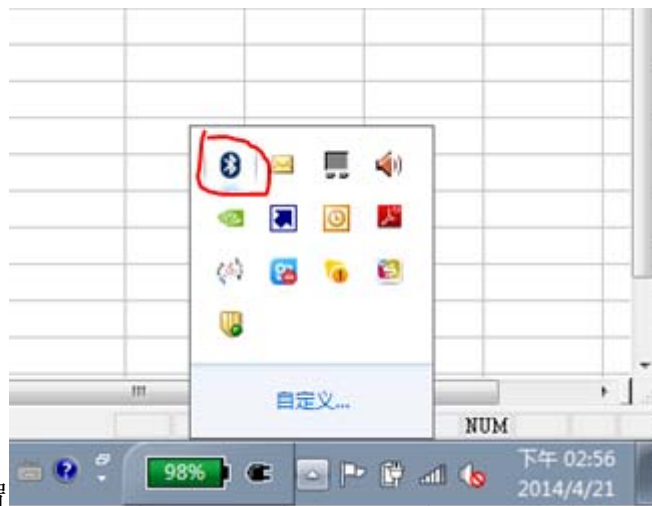


1. 打开上盖根据电池槽内的指示，指示放入电池，确保电池极别正确
Open the mouse's top cover and install 1pcs AA battery,



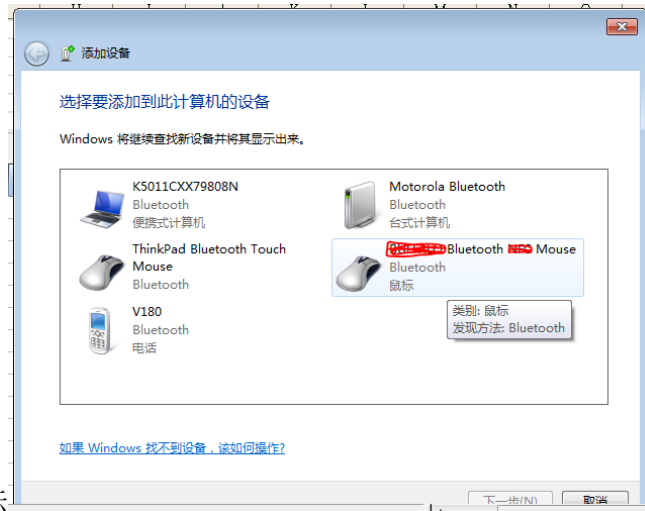
2. 将下盖开关拨到"ON"位置，鼠标正面蓝色指示灯亮起
Remove the switch to "on"



3. 打开您电脑的蓝牙装置
Open you PC's Bluetooth chosen the "add device"



4. 按下鼠标背面的配对按钮
Press the Connection button



5. 电脑找到该鼠标，点击“下一步”按钮
When PC found the mouse, click the “next” button

6. 配对完成

When you see below picture, it means pair finish.



7. 如果您是第一次安装，需要等待电脑自动安装驱动，这个过程大概需要等待 1—2 分钟，当您的电脑出现“驱动安装成功”字样时，晃动您的鼠标，如果鼠标光标移动表示配对成功。

8. If this is your first time use the mouse, please wait a moment, because your PC is searching the mouse's driver. Move your mouse if the cursor can move at the same time, it's mean your mouse paired success.

9. 如果鼠标光标不动，请重复上述 1-7，并确保电池电量充足
If the cursor no action, please check your battery and repeat 1—8 set.

Federal Communication Commission Interference Statement

This equipment has been tested and found to comply with the limits for a Class B digital device, pursuant to Part 15 of the FCC Rules. These limits are designed to provide reasonable protection against harmful interference in a residential installation. This equipment generates, uses and can radiate radio frequency energy and, if not installed and used in accordance with the instructions, may cause harmful interference to radio communications. However, there is no guarantee that interference will not occur in a particular installation. If this equipment does cause harmful interference to radio or television reception, which can be determined by turning the equipment off and on, the user is encouraged to try to correct the interference by one of the following measures:

- Reorient or relocate the receiving antenna.
- Increase the separation between the equipment and receiver.
- Connect the equipment into an outlet on a circuit different from that to which the receiver is connected.
- Consult the dealer or an experienced radio/TV technician for help.

This device complies with Part 15 of the FCC Rules. Operation is subject to the following two conditions: (1) This device may not cause harmful interference, and (2) this device must accept any interference received, including interference that may cause undesired operation.

FCC Caution: Any changes or modifications not expressly approved by the party responsible for compliance could void the user's authority to operate this equipment.

Radiation Exposure Statement:

The product comply with the US/Canada portable RF exposure limit set forth for an uncontrolled environment and are safe for intended operation as described in this manual. The further RF exposure reduction can be achieved if the product can be kept as far as possible from the user body or set the device to lower output power if such function is available.

CAUTION: Any changes of modifications not expressly approved by the grantee of this device could void the user's authority to operate the equipment.

Responsible Party:

Lenovo (United States) Incorporated
1009 Think Place-Building One
Morrisville, NC 27560
Telephone: 1-919-294-5900