

CB54G2, MS-6835

Wireless 11g CardBus Card

User's Guide

FCC Caution

1. The device complies with Part 15 of the FCC rules. Operation is subject to the following two conditions:
 - (1) This device may not cause harmful interference, and
 - (2) This device must accept any interference received, including interference that may cause undesired operation.
2. FCC RF Radiation Exposure Statement: This equipment complies with FCC RF radiation exposure limits set forth for an uncontrolled environment. This device has been tested for compliance with FCC RF Exposure (SAR) limits in typical laptop configurations.
3. This Transmitter must not be co-located or operating in conjunction with any other antenna or transmitter.
4. Changes or modifications to this unit not expressly approved by the party responsible for compliance could void the user authority to operate the equipment.

Copyright Notice

The material in this document is the intellectual property of **MICRO-STAR INTERNATIONAL**. We take every care in the preparation of this document, but no guarantee is given as to the correctness of its contents. Our products are under continual improvement and we reserve the right to make changes without notice.

Trademarks

Microsoft Windows and Internet Explorer are registered trademarks or trademarks of Microsoft Corporation.

All brand names, icons, and trademarks used in this manual are the sole property of their respective owners.

Revision History

Revision	History	Date
V1.0	First Release	November 2003

Important Safety Precautions

Always read and follow these basic safety precautions carefully when handling any piece of electronic component.

1. Keep this User's Manual for future reference.
 2. Keep this equipment away from humidity.
 3. Lay this equipment on a reliable flat surface before setting it up.
 4. The openings on the enclosure are for air convection hence protects the equipment from overheating.
 5. All cautions and warnings on the equipment should be noted.
 6. Never pour any liquid into the opening that could damage or cause electrical shock.
 7. If any of the following situations arises, get the equipment checked by a service personnel:
 - Liquid has penetrated into the equipment
 - The equipment has been exposed to moisture
 - The equipment has not work well or you can not get it work according to User's Manual
 - The equipment has dropped and damaged
 - If the equipment has obvious sign of breakage
 8. DO NOT LEAVE THIS EQUIPMENT IN AN ENVIRONMENT UNCONDITIONED, STORAGE TEMPERATURE ABOVE 60°C OR BELOW -20°C, IT MAY DAMAGE THE EQUIPMENT.
-

How to Use This Guide

This User's Guide provides instructions and illustrations on how to install and use your **MSI CB54G2** - the Wireless 11g CardBus Card.

- ❶ Chapter 1, **Introduction**, provides a general information on the product you bought, including its application, specification, and requirements.
- ❷ Chapter 2, **Installing Your CB54G2**, tells you how to install the product into your system.


Please note that the setting diagrams or values in this guide are **FOR YOUR REFERENCE ONLY**. The actual settings and values depend on your system and network. If you are not sure about these information, please ask your network administrator or MIS staff for help.

Technical Support

- ❶ Visit the MSI website for FAQ, technical guide, driver and software updates, and other information: <http://www.msi.com.tw/>.
 - ❷ Contact our technical staff at: support@msi.com.tw.
-

Table of Contents

1. Introduction	1
1.1 CB54G2 - Wireless 11g CardBus Card	1
1.2 How CB54G2 Works	2
1.3 Specifications	4
1.4 System Requirements	6
1.5 Package Contents	6
1.6 Product View	7
2. Installing Your CB54G2	8
2.1 Connecting the CB54G2	8
2.2 Removing the CB54G2	9
2.3 Installing the Driver and Utility	10
2.4 The MSI Wireless LAN Icon	12



1

Introduction

>>> 1.1 CB54G2 (MS-6835) - Wireless 11g CardBus Card

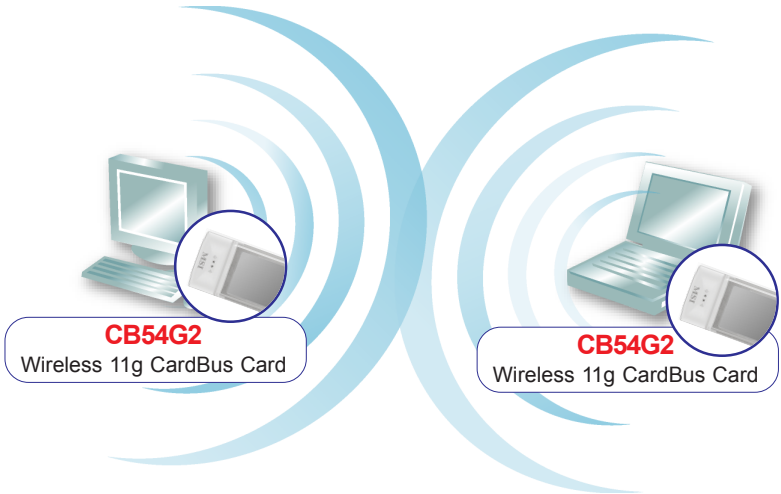
CB54G2 (MS-6835), compliant with IEEE802.11g standard, is compliant with IEEE802.11g, is a high-efficiency wireless adapter for wireless networking at home, in office or in public places. The data rate can be up to 54 Mbps and auto-negotiated to 48, 36, 24, 18, 12, 9, 6Mbps (IEEE 802.11g), or 11, 5.5, 2, 1Mbps (IEEE802.11b).

With CB54G2, you can roam between conference room and office without being disconnected the LAN cables; in addition, sharing files and printers can be easy tasks.

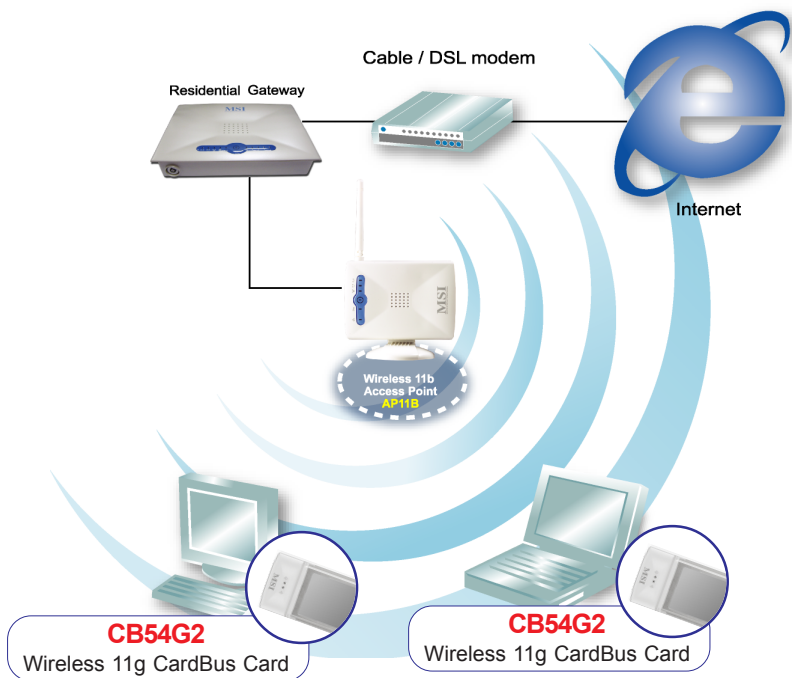
The CB54G2 is available to Microsoft Windows operating systems (Windows® XP/2000/ME/98SE) and can be integrated into networking with either **Ad-hoc mode** (computer-to-computer, without an Access Point) or **Infrastructure mode** (computer-to-access point, an Access Point is required).

>>> 1.2 How CB54G2 Works

Q Ad-hoc Mode : An Ad-hoc network is a local area network, especially one with wireless or temporary plug-in connections. Therefore, some of the network devices are part of the network only for the duration of a communications session. Users in the network can share files, print to a shared printer, and access the Internet with a shared Gateway or Access Point. In this kind of network, new devices can be quickly added; however, users can only communicate with other wireless LAN devices that are in this wireless LAN workgroup, and are within range.



Infrastructure Mode : The difference between Infrastructure network and Ad-hoc network is that the former one includes an Access Point. In network environment, the Access Point can manage the bandwidth to maximize bandwidth utilization. Moreover, the Access Point enables users on a wireless LAN to access an existing wired network, allowing wireless users to take advantage of the wired networks resources, such as Internet, email, file transfer, and printer sharing. The scale and range of the Infrastructure networking are larger and wider than that of the Ad-hoc networking.



>>> 1.3 Specifications

Form Factor	CardBus
Operation voltage	3.3V
Standard	IEEE 802.11g/IEEE 802.11b
Frequency Range	2.4GHz to 2.4835GHz
Data Rate and Modulation Types	IEEE 802.11b(Auto-Fallback): - CCK @ 5.5 and 11 Mbps - DQPSK @ 2Mbps - DBPSK @ 1 Mbps IEEE 802.11g(Auto-Fallback): - OFDM @ 54, 48, 36, 24, 18, 12, 9, 6 Mbps
Operating Channels	- U.S. and Canada: 11 - Eurpoe: 1 ~ 13 - France: 4 - Spain: 2 - Japan: 13
Media Access Protocol	Direct Sequence Spread Spectrum (DSSS) with ACK; Half-Duplex
Security / Encryption	64-/128-bit WEP
Range	Open space: up to 350m
Antenna	Printed antenna
Operating system	Microsoft® Windows® 98SE/ ME/2000/XP
Environmental	Operating Temperature: 0 ~ 55°C Operating Humidity: 10 ~ 90%, non-condensing

EMI Compliance	FCC, CE, Wi-Fi
Dimensions (WxDxH)	115 X 54 X 6.7mm
Weight	40g