



# ActivBoard 500 PRO

User Guide

The **ActivClassroom** by PROMETHEAN



TP 1796 Issue 1 © 2010 Promethean Limited. All rights reserved.

This guide may only be reproduced for use within the institution in which the product is used. For use outside of your institution, no part of this guide may be reproduced, transmitted, stored in a retrieval system or translated into any other language without the prior permission of Promethean Limited.

Please note that the content in this guide is protected under copyright law. Although every care has been taken in the compilation of this guide, Promethean Limited accepts no responsibility for errors or omissions, or for damages resulting from the use of information contained within the following pages.



Welcome	4
Safety information	4
Set Up	5
Calibration	5
Getting started	6
Compliance	8



# Welcome

Thank you for purchasing an ActivBoard from Promethean. We recommend using our ActivBoard with our latest software, ActivInspire Professional Edition, which can be downloaded from [www.prometheanplanet.com/activinspire](http://www.prometheanplanet.com/activinspire)

Acquire thousands of great lessons, resources and teaching ideas from our free online community, Promethean Planet. While you're there, enroll in one of our ActivLearning courses.

Just create a user account and you will have access to a wealth of teaching resources and courses that will help you achieve your teaching and learning goals. [www.prometheanplanet.com/activlearning](http://www.prometheanplanet.com/activlearning)

## Safety information

The ActivBoard 500 Pro range is powered by a power supply unit branded Promethean and type DPS-90GB A or 153413.

This is the only approved power supply unit. Do not connect any other power supply unit to the ActivBoard 500 Pro range.

The power supply unit is supplied with a suitable mains input lead specific to your country. The socket outlet shall be installed near the equipment and shall be easily accessible.

The power supply unit may also be supplied with more than one mains input lead, to accommodate countries with more than one type of mains outlet socket.

Only use the mains lead which is compatible with your mains outlet socket. Do not attempt to modify the mains lead.

If you are unsure of the electrical compatibility of your equipment, please contact Promethean or an authorised Promethean service agent before attempting to connect the power supply unit to the mains supply.

The power supply unit does not contain any user serviceable parts and must not be opened. If you suspect that the power supply unit is faulty, you should contact an authorised Promethean service agent to obtain a replacement.

Part of the Activclassroom, your Activboard along with ActivInspire software, was designed to be an innovative and integrated whole group learning environment which encourages active student participation in lessons.

For more information on the ActivClassroom by Promethean and other products available please visit [www.prometheanworld.com](http://www.prometheanworld.com).

The logo for ActivInspire, featuring the brand name in a white, sans-serif font on an orange rectangular background.

Download Professional Edition

Additional support and information on Promethean products can be found on Promethean's knowledgebase. [www.prometheankb.com](http://www.prometheankb.com)

Inspect the power supply unit for physical damage to the casing before use. If damage is apparent, take care to avoid contact with any potentially live parts. Disconnect the power supply unit from the mains supply at the wall socket and contact an authorised Promethean service agent for advice.

The ActivBoard does not contain any user serviceable parts. You should not attempt, under any circumstances, to gain access to internal parts of the unit.

### ENVIRONMENTAL CONSIDERATIONS

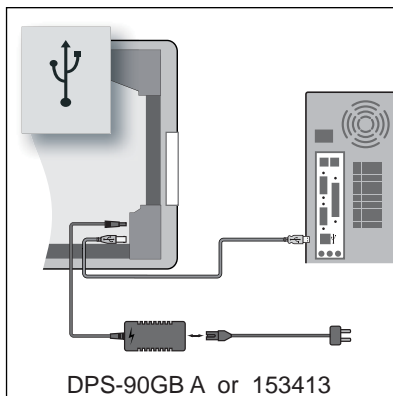
Operating Temperature Range:  
0°C to +40°C (32°F to 104°F)

Storage Temperature Range:  
-20°C to +60°C (-4°F to 140°F)

Storage Humidity: 10% to 90% (non-condensing)

**INSTALL ONTO BUILDING STRUCTURE BEFORE USE. PROMETHEAN RECOMMEND THE ACTIVBOARD 500PRO IS INSTALLED BY AN APPROVED (PROMETHEAN) CERTIFIED INSTALLER. FULL DETAILS OF CERTIFIED INSTALLERS CAN BE FOUND THROUGH YOUR AUTHORISED PROMETHEAN DISTRIBUTOR.**

# Set Up



## Calibration

This section describes how you can check if your ActivBoard needs calibrating.

When using an ActivBoard, you may need to re-calibrate if the whiteboard or projector have been moved for any reason. Calibration aligns the tip of the ActivPen to the cursor on the screen.

### DOES YOUR ACTIVBOARD NEED CALIBRATING?

With both the ActivBoard and the computer switched on, hold the ActivPen lightly on the ActivBoard, without pushing in the ActivPen nib. The cursor, on the ActivBoard, should line up with the tip of the ActivPen. If it does not, you need to calibrate the ActivBoard.

### THREE WAYS TO CALIBRATE YOUR ACTIVBOARD

How you calibrate the ActivBoard depends on the type of ActivBoard.

#### METHOD 1

Hover the ActivPen over the Calibration light in the top-left corner of the ActivBoard for a few seconds. Follow the on-screen instructions.

#### METHOD 2

Right-click on the ActivManager icon  in the bottom right-hand corner of the display.

Select **Calibrate**.

Follow the on-screen instructions.

Check that the tip of your ActivPen lines up with the cursor on the ActivBoard. If it does not, try **Method 3**.

#### METHOD 3

On your computer:

Right-click on the ActivManager icon  in the bottom right-hand corner of the screen.

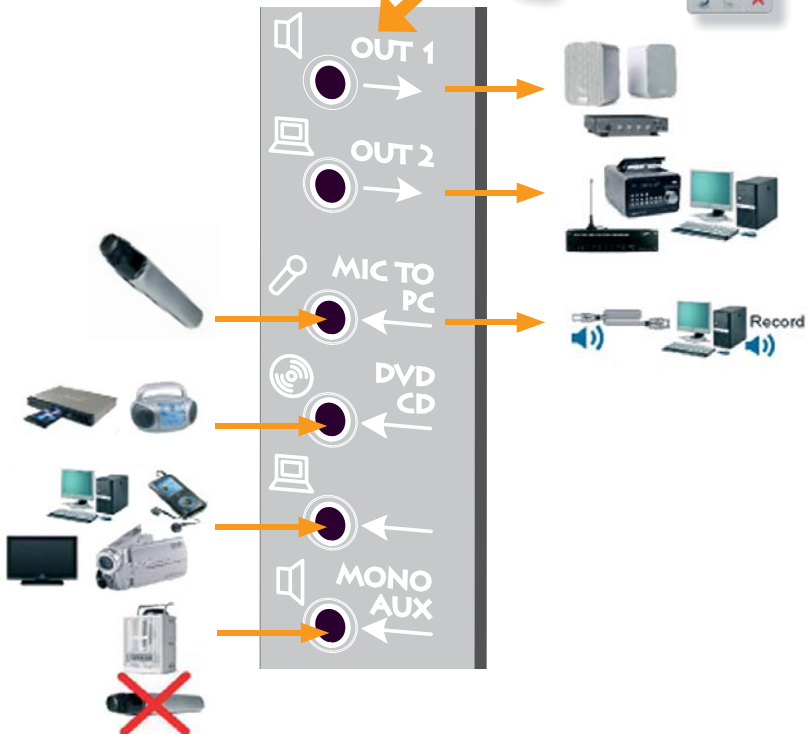
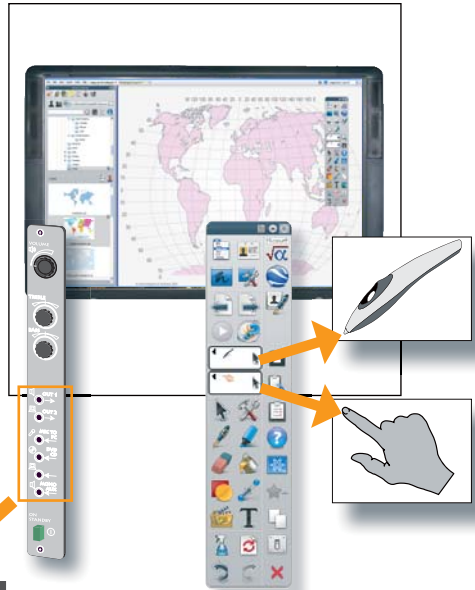
Select **Calibrate**.


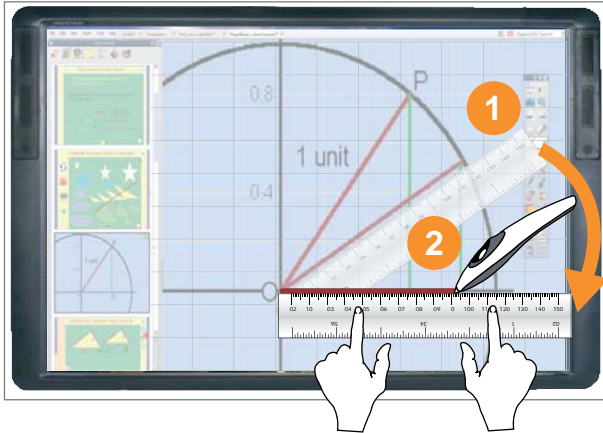
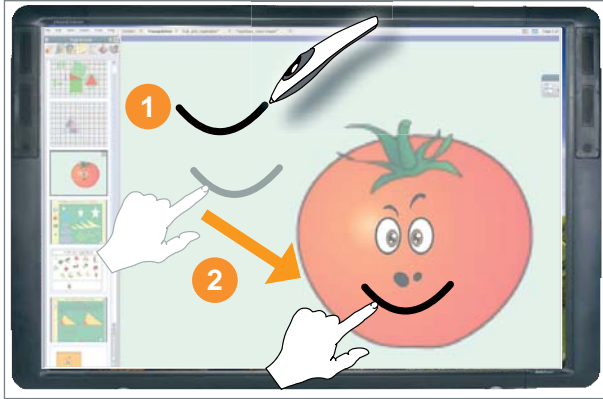
Once the calibration program starts, move to the board and follow the on-screen instructions.

After calibrating, check that the tip of your ActivPen lines up with the cursor on the ActivBoard. If it does not, reset the board by switching it off for thirty seconds.

Then switch it on and try calibrating again, or contact technical support.

# Getting started





# Compliance

## UNITED STATES OF AMERICA

This device complies with Part 15 of the FCC rules. Operation is subject to the following two conditions:

1. This device may not cause harmful interference.
2. This device must accept any interference received, including interference that may cause undesired operation.

Changes or modifications to this equipment not expressly approved by Promethean may void the user's authority to operate this equipment.

For non-intentional radio parts, this equipment has been tested and found to comply with the limits for a Class B digital device, pursuant to part 15 of the FCC Rules. These limits are designed to provide reasonable protection against harmful interference in a residential installation.

This equipment generates, uses and can radiate radio frequency energy and, if not installed and used in accordance with the instructions, may cause harmful interference to radio communications. However, there is no guarantee that interference will not occur in a particular installation.

If this equipment does cause harmful interference to radio or television reception, which can be determined by turning the equipment off and on, the user is encouraged to try to correct the interference by one or more of the following measures:

- Reorient or relocate the receiving antenna.
- Increase the separation between the equipment and receiver.
- Connect the equipment into an outlet on a circuit different from that to which the receiver is connected.
- Consult the dealer or an experienced radio/TV technician for help.

## CANADA

This device complies with RSS-210 of Industry Canada. Operation is subject to the following two conditions:

1. This device may not cause harmful interference.
2. This device must accept any interference received, including interference that may cause undesired operation.

Changes or modifications to this equipment not expressly approved by Promethean may void the user's authority to operate this equipment.

This device also complies with RSS-102 of Industry Canada.

This Class B digital apparatus complies with Canadian ICES-003.

## EUROPE

### DECLARATION OF CONFORMITY

Promethean hereby declare that the devices are in compliance with the essential requirements of the RTTE directive 1999/5/EC. Please contact Promethean for a copy of the Declaration of Conformity if required.

### RADIO INTERFACE

The radio interface on these products is intended for use with other Promethean radio devices for operation in the following countries:

Austria, Belgium, Bulgaria, Cyprus, Czech Republic, Denmark, Estonia, Finland, France, Germany, Greece, Hungary, Iceland, Ireland, Italy, Latvia, Lithuania, Luxembourg, Malta, Netherlands, Norway, Poland, Portugal, Romania, Slovak Republic, Slovenia, Spain, Sweden, Switzerland, United Kingdom.

### WASTE ELECTRICAL AND ELECTRONIC EQUIPMENT (WEEE)

For more information concerning the correct disposal of these products, please contact your Promethean reseller.







TP 1796 Issue 1 © 2010 Promethean Limited. All rights reserved.

The **ActivClassroom** *by* PROMETHEAN

