

WORKABOUT PRO G2 RFID MODULE HF/LF G2
EXPANSION MODULE INSTRUCTIONS

Important: All Approval and safety information is outlined in the ‘Workabout pro G2 Handheld-computer User Manual’ – part number 8100140A. This manual is available on our website www.pSIONteklogix.com through the Teknet extranet


Easily installable expansion modules for the WORKABOUT PRO G2 allow you to customise this handheld to meet your specific mobile computing requirements. This chapter outlines how to install the RFID Module HF/LF G2.

Before installing a module in the WORKABOUT PRO G2, all power sources must be turned off.

- Remove the batteries. If your unit is using AC power, disconnect it.




- Slide the switch to position OFF to shut off internal battery power.




With the power shut down, you can install the RFID Module HF/LF G2.

- Connect the USB connector on the RFID Module.
- Slide the PCB guide in the Multi purpose End Cap.
- Slide the RFID Module in the PCB guide.
- Screw the stopper.




RFID Module HF-AM1-G2
 RFID Module LF-AH1-G2



RFID Module HF-T2-G2

- Remove the End cap at the top of the WORKABOUT PRO G2.
- Connect the USB connector.




- Slide the switch to the position ON to turn power back on.
- Replace the end-cap and battery.



For detailed instructions, please refer to the WORKABOUT PRO G2 Hand-Held Computer User Manual and to the RFID MODULE HF/LF G2 User manual. These manuals are available on our website www.psionteklogix.com through the Teknet extranet

READING AREA:

This area depend of the TAG type, TAG packaging, configuration of the WORKABOUT PRO (scanner, Compact flash...), environment (metallic or not).



**WORKABOUT PRO G2 RFID MODULE HF/LF G2
EXPANSION MODULE INSTRUCTIONS**

CE Marking

When used in a residential, commercial or light industrial environment the product and its approved UK and European peripherals fulfil all requirements for CE marking.

R&TTE Directive 1999/5/EC

This equipment complies with the essential requirements of EU Directive 1999/5/EC (Declaration available: www.pSIONteklogix.com/DoC).

Cet équipement est conforme aux principales caractéristiques définies dans la Directive européenne RTTE 1999/5/CE. (Déclaration disponible sur le site: www.pSIONteklogix.com/DoC).

Die Geräte erfüllen die grundlegenden Anforderungen der RTTE-Richtlinie (1999/5/EG). (Den Wortlaut der Richtlinie finden Sie unter: www.pSIONteklogix.com/DoC).

Questa apparecchiatura è conforme ai requisiti essenziali della Direttiva Europea R&TTE 1999/5/CE. (Dichiarazione disponibile sul sito: www.pSIONteklogix.com/DoC).

Este equipo cumple los requisitos principales de la Directiva 1995/5/CE de la UE, "Equipos de Terminales de Radio y Telecomunicaciones". (Declaración disponible en: www.pSIONteklogix.com/DoC).

Este equipamento cumpre os requisitos essenciais da Directiva 1999/5/CE do Parlamento Europeu e do Conselho (Directiva RTT). (Declaração disponível no endereço: www.pSIONteklogix.com/DoC).

Ο εξοπλισμός αυτός πληροί τις βασικές απαιτήσεις της κοινοτικής οδηγίας EU R&TTE 1999/5/EK. (Η δήλωση συμμόρφωσης διατίθεται στη διεύθυνση: www.pSIONteklogix.com/DoC).

Deze apparatuur voldoet aan de noodzakelijke vereisten van EU-richtlijn betreffende radioapparatuur en telecommunicatie-eindapparatuur 199/5/EG. (verklaring beschikbaar: www.pSIONteklogix.com/DoC).

Dette udstyr opfylder de Væsentlige krav i EU's direktiv 1999/5/EC om Radio- og teleterminaludstyr. (Erklæring findes på: www.pSIONteklogix.com/DoC).

Dette utstyret er i overensstemmelse med hovedkravene i R&TTE-direktivet (1999/5/EC) fra EU. (Erklæring finnes på: www.pSIONteklogix.com/DoC).

Utrustningen uppfyller kraven för EU-direktivet 1999/5/EC om ansluten teleutrustning och ömsesidigt erkännande av utrustningens överensstämmelse (R&TTE). (Förklaringen finns att läsa på: www.pSIONteklogix.com/DoC).

Tämä laite vastaa EU:n radio- ja telepäätelaitedirektiivin (EU R&TTE Directive 1999/5/EC) vaatimuksia. (Julkilausuma nähtävillä osoitteessa: www.pSIONteklogix.com/DoC).

PSION TEKLOGIX tímto prohlašuje, že tohle mobilní zařízení je ve shodě se základními požadavky a dalšími příslušnými ustanoveními směrnice 1995/5/ES (NV č. 426/2000 Sb.) a Prohlášení o shodě je k dispozici na www.pSIONteklogix.com/DoC.
Toto zařízení lze provozovat v České republice na základě generální licence č. GL - 12/R/2000.

PSION TEKLOGIX tímto vyhlasuje, že toto mobilné zariadenie spĺňa základné požiadavky a všetky príslušné ustanovenia Smernice 1995/5/ES (NV č. 443/2001 Z.z.) a Vyhlásenie o zhode je k dispozícii na www.pSIONteklogix.com/DoC.
Toto zariadenie je možné prevádzkovať v Slovenskej republike na základe Všeobecného povolenia č. VPR-01/2001.

Настоящото устройство е в съответствие с основните изисквания на европейската Директива 1999/5/EC (Декларацията за съответствие може да бъде намерена на адрес: www.pSIONteklogix.com/DoC)

Acest echipament satisface cerințele esențiale ale Directivei UE 1999/5/EC (Declarația poate fi găsită pe site-ul: www.pSIONteklogix.com/DoC)

Oprema je skladna z bistvenimi zahtevami EU direktive 1999/5/EC (Deklaracija je na voljo: www.pSIONteklogix.com/DoC)

Käesolev seade vastab EU Direktiivile 1999/5/EC (selgitus saadaval: www.pSIONteklogix.com/DoC)

Az eszköz megfelel az EU 1999/5/EC fő direktíváinak (a nyilatkozat megtalálható: www.pSIONteklogix.com/DoC)

Šī aparatūra nodrošina nepieciešamas ES Direktīvas prasības (Deklarācija ir pieejama: www.pSIONteklogix.com/DoC)

Įranga atitinka pagrindinius EU direktyvos 1999/5/EC reikalavimus (Deklaraciją galima rasti www.pSIONteklogix.com/DoC)

Dan l-apparat huwa konformi mal-kriterji tad-direttiva ta' l- EU 1999/5/EC (Din id-dikjarazzjoni tista ssiba fuq is sit www.pSIONteklogix.com/DoC)

To urządzenie spełnia wymagania zasadnicze dyrektywy Unii Europejskiej 1999/5/EC (Deklarację zgodności można znaleźć pod adresem internetowym www.pSIONteklogix.com/DoC)

IMPORTANT NOTE FOR NORTH AMERICA:

The RFID must not be used whilst the host WORKABOUT PRO is being powered by the ac/dc adaptor.

FCC Information to Users:

This product and its antennas must not be co-located or operated in conjunction with any other antenna or transmitter.

Radiation Exposure Compliance

This product complies with the FCC RF exposure limits for an uncontrolled environment. For continued compliance, the product must not be held closer than 20 cm from the rest of the body.

Federal Communication Commission Interference Statement.

This equipment has been tested and found to comply with the limits for a Class B digital device, pursuant to Part 15 of the FCC Rules.

These limits are designed to provide reasonable protection against harmful interference in a residential installation. This equipment generates and can radiate radio frequency energy and, if not installed and used in accordance with the instructions, may cause harmful interference to radio communications. However, there is no guarantee that interference will not occur in a particular installation.

If this equipment does cause harmful interference to radio or television reception, which can be determined by turning the equipment off and on, the user is encouraged to try to correct the interference by one of the following measures:

- Reorient or relocate the receiving antenna.
- Increase the separation between the equipment and receiver.
- Connect the equipment into an outlet on a circuit different from that to which the receiver is connected.
- Consult the dealer or an experienced radio/TV technician for help.

This device complies with Part 15 of the FCC Rules. Operation is subject to the following two conditions: (1) This device may not cause harmful interference, and (2) this device must accept any interference received, including interference that may cause undesired operation.

FCC Caution: Any changes or modifications not expressly approved by the party responsible for compliance could void the user's authority to operate this equipment.

Emissions Information for Canada:

This Class B digital apparatus complies with Canadian ICES-003.

Cet appareil numérique de la classe B est conforme à la norme NMB-003 du Canada.