



# Replacement Parts List

304-001

## 121 thru 138 Pumps / 1600 Series Pumps

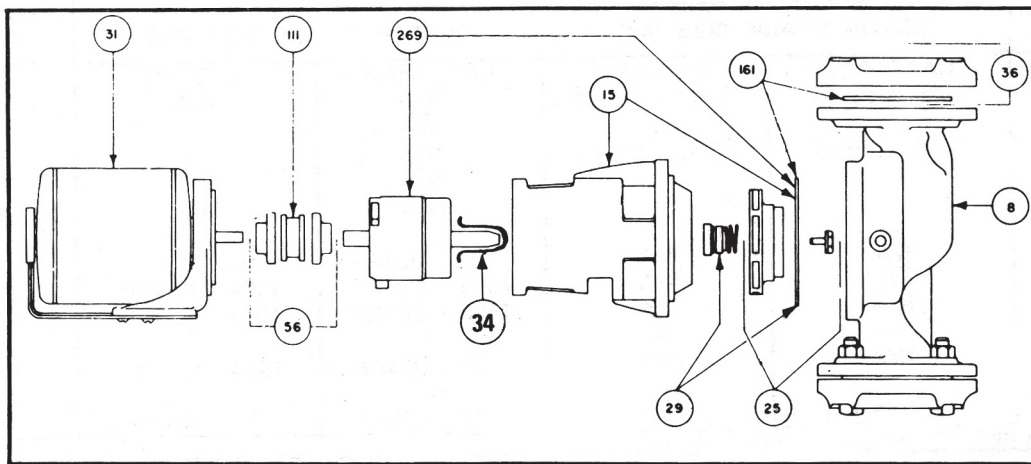
SUPERSEDES: October 1, 2011

EFFECTIVE: April 1, 2012

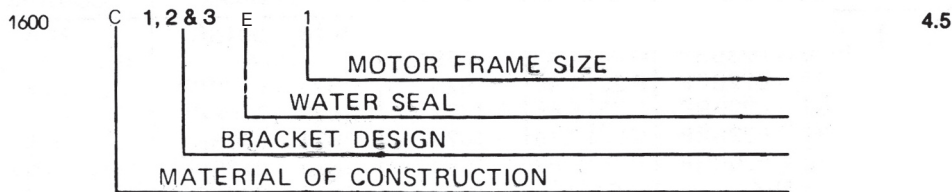
**IMPORTANT:** When ordering, always specify part number, part name, and complete model number of pump. Nameplate located on front of casing. For OEM models, please consult OEM.

# CARTRIDGE DESIGN PUMPS

REPLACEMENT PARTS FOR (-9) AND SERIAL NUMBER CARTRIDGE DESIGN PUMPS



### SERIAL NUMBER CODE



MATERIAL OF CONSTRUCTION	
	X O O O O
A	CAST IRON PUMP AND IMPELLER
B	ALL BRONZE PUMP AND IMPELLER
C	CAST IRON PUMP AND BRONZE IMPELLER

MOTOR FRAME SIZE*/SHAFT DIA.	
	O O O X O
1	48 FRAME (1/4, 1/3, 1/2 HP) 1/2"
2	56 FRAME (3/4, 1 HP) 5/8"
3	56 FRAME (1 1/2, & 2 HP) 5/8"
4	56 FRAME (3 HP) 5/8"

\* Refer to standard motors only. See nameplate for other motors.

BRACKET DESIGN	
	O X O O O
1, 2 & 3	CURRENT STYLE PUMPS

FLANGE TYPE	
	O O O O X
N	NPT (STANDARD)
D	DIN (EXPORT)

WATER SEAL KIT, ITEM #29 5/8" SHAFT	
	O O X O O
E (Standard)	1600-868CRP Ceramic/Carbon/EPT (replaces 1600-846CRP, 1600-170RP and 1600-170ERP)
S (High Temp)	1600-868SRP Sealide-C/Sealide-C/Viton (replaces 1600-846SRP and 1600-170HRP)

ITEM #8 REPLACEMENT BODY			BODY GASKETS
PUMP MOD. NO.	CAST IRON	BRONZE	CAST IRON & BRONZE
121	121-018RP	121-018BRP	1600-024RP
122	"	"	" "
131, 32, 33 & 38 <sup>1</sup>	133-150RP	133-150BRP	133-014RP
1600, 10, 11 <sup>1</sup>	1610 001RP	1610-001BRP	1600-024RP
1602, 1604 <sup>2</sup>	N/A	N/A	133-014RP
1612, 14, 15	1614-001RP	1614-001BRP	" "
1616, 18, 19	1618-004RP	1618-004BRP	1618-006
1620, 22, 24	1634-001RP	1634-001BRP	133-014RP
1630, 1632	"	"	" "
1634, 1635	"	"	" "
1636, 1638	1640-002RP	1640-002BRP	1618-006
1640, 1641	"	"	" "

ITEM # 15 REPLACEMENT BRACKET					ITEM # 161 GASKET KIT
PUMP MOD. NO.	MOTOR FRAME SIZE (48)		MOTOR FRAME SIZE (56)		
121, 122	CAST IRON	BRONZE	CAST IRON	BRONZE	1600 -050RP
1600, 10, 11	1600 - 155RP	1600 - 156RP	N/A	N/A	"
1602, 1604	"	"	N/A	N/A	"
1612, 20, 30	1600 - 175RP	1600 - 176RP	N/A	N/A	"
131, 132	"	"	N/A	N/A	"
1615 *	"	"	N/A	N/A	"
133, 138	-	-	-	-	"
1614, 22, 24	N/A	N/A	1604 - 023RP	1604 - 024RP	"
1632, 34	N/A	N/A	1604 - 023RP	1604 - 024RP	"
1635 *	-	-	1604 - 023RP	1604 - 024RP	"
1616, 36	N/A	N/A	-	-	"
1619 *	-	-	1604 - 025RP	1604 - 026RP	1618 - 006RP
1638, 40, 41	N/A	N/A	-	-	"
			1604 - 025RP	1604 - 026RP	"

\* Select bracket, per motor frame size code in serial number.

ITEM #25 REPLACEMENT IMPELLER ASSEMBLY								
PUMP NO.	(-9) PUMPS	CURRENT	DIA.		PUMP NO.	(-9) PUMPS	CURRENT	DIA.
			-9	CUR.				
121, 122	121 - 142BRP	121 - 142BRP	4.30	4.30	1618	1618 - 001BRP	N/A	7.900
131	131 - 075BRP	1630 - 023BRP	4.80	4.40	1619 *	N/A	1619 - 001BRP	
132	132 - 063BRP	1630 - 022BRP	5.20	4.90	1620	1620 - 022BRP	N/A	5.100
133	133 - 075BRP	1632 - 022BRP	5.75	5.65	1622	1622 - 020BRP	N/A	5.850
138	138 - 037BRP	1634 - 023BRP	6.25	6.15	1624	1624 - 040BRP	N/A	6.500
1600	1600 - 179BRP	1610 - 020BRP	4.75	4.50	1630	1630 - 022BRP	1630 - 022BRP	4.900
1602	1602 - 025BRP	N/A		5.500	1632	1632 - 022BRP	1632 - 022BRP	5.650
1604	1604 - 028BRP	N/A		6.200	1634	1634 - 023BRP	1634 - 023BRP	6.150
1610	1610 - 019BRP	1610 - 019BRP		4.750	1635 *	N/A	1635 - 001BRP	-
1611*	N/A	1611 - 001BRP		-	1636	1636 - 001BRP	1636 - 001BRP	6.400
1612	1612 - 019BRP	1612 - 019BRP		5.750	1638	1638 - 001BRP	1638 - 001BRP	6.900
1614	1614 - 018BRP	1614 - 018BRP		6.350	1640	1640 - 001BRP	N/A	7.900
1615 *	N/A	1615 - 001BRP		-	1641 *	N/A	1641 - 001BRP	-
1616	1616 - 002BRP	1616 - 002BRP		7.100				

\* When ordering, please advise diameter of impeller.

ITEM #31 REPLACEMENT MOTOR ASSEMBLY *			
HP	115/60/1	115/230/60/1	200-230/460/60/3 **
1/4	121-151RP	N/A	N/A
1/3	131-143RP	N/A	N/A
1/2	N/A	132-096RP	1661-022RP
3/4	N/A	133-119RP	1661-023RP
1	N/A	138-119RP	1661-024RP
1 1/2	N/A	1636-013RP	1661-025RP
2	N/A	1638-012RP	1661-026RP
3	N/A	N/A	1661-027RP

\* When ordering other than standard, refer to nameplate, then consult factory.

\*\* Replaces 200/60/3 and 230/460/60/3 models below

HP	200-230/460/60/3 Motor No. **	** Replaces below	
		230/460/60/3	200/60/3
1/4			
1/3			
1/2	1661-022RP	132-097RP	132-066RP
3/4	1661-023RP	133-134RP	133-140RP
1	1661-024RP	138-142RP	138-148RP
1 1/2	1661-025RP	1636-010RP	1636-019RP
2	1661-026RP	1638-010RP	1638-015RP
3	1661-027RP	1640-010RP	1640-013RP

Note (1) When replacing item #8 body on 131, 132, 133, 138 and 1600C-1&-9, you must also order current style impeller.

Note (2) Body for the 1602 & 1604 are no longer available. Consult factory.

ITEM #36 REPLACEMENT FLANGE SET			FLANGE GASKET SET	
PUMP MOD. NO.	BRONZE	CAST IRON	CURRENT	OLD STYLE PUMPS
121	1600—033BRP	1600—033RP	133—152RP	131—019RP
122	1600—034BRP	1600—034RP	" "	" "
131, 32, 33, & 38	"	"	" "	" "
1600, 10, 11	1600—031BRP	1600—031RP	1600—169RP	1600—009RP
1602, 1604	"	"	" "	" "
1612, 14, 15	"	"	" "	" "
1616, 18, 19	1600—032BRP	1600—032RP	" "	" "
1620, 22, 24	"	"	" "	" "
1630, 1632	"	"	" "	" "
1634, 1635	"	"	" "	" "
1636, 1638	1600—174BRP	1600—174RP	" "	N/A
1640, 1641	"	"	" "	N/A

MOTOR ASSEMBLY LESS MOTOR				
HP	115/60/1	115/230/60/1	200/60/3	230/460/60/3
1/4	121—056RP	N/A	N/A	N/A
1/3	121—056RP	N/A	N/A	N/A
1/2	N/A	132—033RP	132—033RP	132—033RP
3/4	N/A	133—031RP	133—031RP	133—031RP
1	N/A	133—031RP	133—031RP	133—031RP
1-1/2	N/A	133—031RP	133—031RP	133—031RP
2	N/A	1636—004RP	1636—004RP	1636—004RP
3	N/A	N/A	1636—004RP	1636—004RP

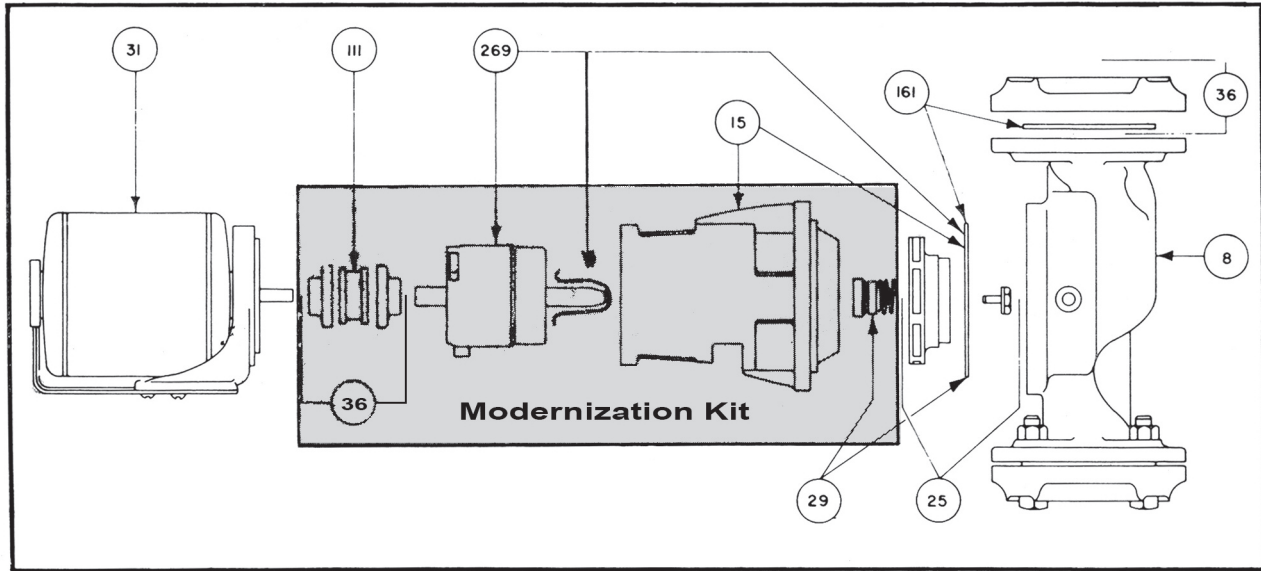
121—079RP Motor Assy. L/Motor, for 56 Frame Motors on 48 Frame Pumps

OTHER REPLACEMENT PARTS			
ITEM#	DESCRIPTION	PART NUMBER	WHERE USED
34	SHAFT SLEEVE	1600—205RP	All—9 and Serial Number Pumps.
56	COUPLER 4J (5/8" x 5/8")	1624—053RP	Inline Pumps 3/4 thru 2 HP, 56 frame motor
56	COUPLER 5J (5/8" x 5/8")	1624—041RP	All Inline Pumps 3 HP.
111	RUBBER INSERT	1624—004RP	All 4J Couplers.
111	RUBBER INSERT	1624—020RP	All 3J Couplers.
111	RUBBER INSERT	900—512	All 5J Couplers.
269	CARTRIDGE ASSY.	1600—160RP-1	All 9—and Serial Number Pumps.
	ADAPTER PLATE	1600—194RP	All (Left Hand Thread)
	IMPELLER BOLT	1600—215RP	All
	IMPELLER WASHER	1600—151RP	All
56	COUPLER 3J (5/8" x 1/2")	1624—043RP	All Inline Pumps 1/4 & 1/2 HP
56	COUPLER 4J (5/8" x 1/2")	1624—030RP	Inline Pumps 1/2 HP, 48 frame motor



**REPLACEMENT PARTS FOR OLD STYLE PUMPS AND CIRCULATORS \***

\*121+122-3-7; 131, 132+133-3-6; 138-1+2; 1600, 1602, 1604, 1610, 1612, 1614, 1620, 1622, 1624, 1630, 1632, 1634-1+C1.



OTHER REPLACEMENT PARTS		
ITEM#	DESCRIPTION	WHERE USED
ITEM # 8	BODY	Same as -9 and Serial Number Pumps.
ITEM # 25	IMPELLER AND SHAFT ASSEMBLY	No longer available . Must purchase Item #74 Modernization Kit listed below, Plus -9 IMPELLER
ITEM # 29	SEAL KIT (1/2")	Part No. 1600 - 055RP
ITEM # 31	MOTOR ASSEMBLY	Same as -9 and Serial Number Pumps.
ITEM # 36	FLANGE SET	Same as -9 and Serial Number Pumps.
ITEM # 56	COUPLER	Same as -9 and Serial Number Pumps.
ITEM # 111	RUBBER INSERT	Same as -9 and Serial Number Pumps.
ITEM # 161	GASKET KIT	Same as -9 and Serial Number Pumps.

ITEM # 74 MODERNIZATION KIT*					
PUMP NO.	MOTOR FRAME SIZE (48)		MOTOR FRAME SIZE (56)		
	CAST IRON	BRONZE	CAST IRON	BRONZE	
121, 122	121 - 154RP	122 - 002RP	N/A	N/A	
131, 132 <sup>2</sup>	131 - 144RP	132 - 145RP	133 - 147RP	138 - 153RP	
133, 138	N/A	N/A	"	"	
1600, 1610	121 - 154RP	122 - 002RP	N/A	N/A	
1602, 1604 <sup>2</sup>	131 - 144RP	132 - 145RP	133 - 147RP	138 - 153RP	
1612, 1620 <sup>2</sup>	"	"	133 - 147RP	"	
1630 <sup>2</sup>	"	"	"	"	
1614, 1622	N/A	N/A	"	"	
1624, 1632	N/A	N/A	"	"	
1634	N/A	N/A	"	"	

Note (2) Select modernization kit per motor frame size. Select impellers per selection chart on previous page, under -9 column

**Do it Once. Do it Right.®**

TACO INC., 1160 Cranston Street, Cranston, RI 02920 Telephone: (401) 942-8000 Fax: 942-2360  
 TACO (Canada), Ltd., 8450 Lawson Road, Unit #3, Milton, Ontario L9T 0J8 Telephone: (905) 564-9422 Fax: (905) 564-9436  
 Visit our website at: [www.taco-hvac.com](http://www.taco-hvac.com)

Printed in USA  
 Copyright 2012  
 TACO, Inc.