



Submittal Data Information

101-034

Model 0011 Cartridge Circulator

Effective: August 2, 2011

Supersedes: June 14, 2007

Job: _____ Engineer: _____ Contractor: _____ Rep: _____

ITEM NO.	MODEL NO.	IMP. DIA.	G.P.M.	HEAD/FT.	H.P.	ELEC. CHAR.

Features

- Exclusive ACB Anti-condensate baffle with ambient air flow-Protects motor windings against condensate buildup
- High velocity performance-compact design
- Quiet, Efficient operation
- Direct drive-Low power consumption
- Unique replaceable cartridge design-field serviceable
- Self lubricating
- No mechanical seal
- Unmatched reliability-maintenance free
- Universal flange to flange dimensions
- Cast Iron or Stainless Steel construction

Materials of Construction

- Casing (Volute): Cast Iron or 304 Stainless Steel
 Stator Housing: Aluminum
 Cartridge: Stainless Steel
 Impeller: Non-Metallic
 Shaft: Ceramic
 Bearings: Carbon
 O-Ring & Gaskets: EPDM

Model Nomenclature

- F – Cast Iron, Flanged
 SF – 304 Stainless Steel, Flanged
Variations:
 Z – Zoning Circulator
 J – Bronze Cartridge with Cast Iron Casing

Performance Data

- Flow Range: 0 – 31 GPM
 Head Range: 0 – 31 Feet
 Minimum Fluid Temperature: 40°F (4°C)
 Maximum Fluid Temperature: 230°F (110°C)
 Maximum Working Pressure: 125 psi
 Connection Sizes: 3/4", 1", 1-1/4", 1-1/2" Flanged



FOR INDOOR USE ONLY

NSF® ≤ .25% Lead

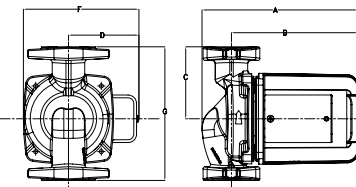
Complies with California Health and Safety Code Section 116875 / AB1953 and Vermont Act 193

Application

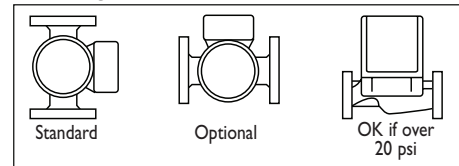
The Taco 0011 is specifically designed for high head / medium flow applications in large residential or light commercial closed loop hydronic heating and chilled water cooling systems. Ideal for high pressure drop boilers, fan coil units, heat exchangers, large radiant heating and heat recovery/geothermal systems. The Stainless Steel 0011 can be used on open loop systems. The unique replaceable cartridge contains all of the moving parts and allows for easy service instead of replacing the entire circulator. Universal flange to flange dimensions and orientation allows the 0011 to easily replace other models. Compact, low power consumption design makes it ideal for high-efficiency jobs.

Pump Dimensions & Weights

Model	Casing	A		B		C		D		F		G		Ship Wt.	
		in.	mm	in.	mm	in.	mm	in.	mm	in.	mm	in.	mm	lbs.	Kg
0011-F4	Cast Iron	7-1/2	191	6-1/8	156	3-1/2	89	3-3/8	86	5-5/8	143	6-1/2	165	12.0	5.5
0011-SF4	St.Steel	7-1/2	191	6-1/8	156	3-1/2	89	3-3/8	86	5-5/8	143	6-1/2	165	11.0	5.0



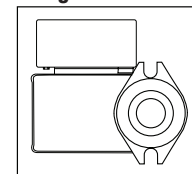
Mounting Positions



Electrical Data

Model	Volts	Hz	Ph	Amps	RPM	HP
All Models	115	60	1	1.76	3250	1/8
Motor Type	Permanent Split Capacitor Impedance Protected					
Motor Options	220/50/1, 220/60/1, 230/60/1, 100/110/50/60/1					

Flange Orientation



Performance Field - 60Hz

