



HYDROMATIC®

OSP50

Submersible Effluent Pump

- Continuous Duty Rated
- Septic Tank Effluent
- Flood Control Units
- Industrial Circulators
- Elevator Pits
- Basement Sumps



**Pentair
Water™**

OSP50 - Submersible Effluent Pump

FEATURES

The Hydromatic OSP50 submersible pump is specifically designed to meet the demands of residential sump, elevator pit, septic tank effluent, industrial circulator and transfer tank applications.

The 1-1/2 inch NPT discharge pump is available with a powerful 1/2 horsepower motor, in both automatic and manual configurations, and can handle capacities up to 60 gallons per minute and heads to 25 feet.


The OSP50 features a heavy-duty cast iron construction that provides durability in rugged applications, as well as assisting in dissipating heat from the motor, for cooler operation. The pump's nonclogging bronze impeller, which is threaded to a stainless steel shaft, provides long life even in demanding applications, and is capable of handling up to 5/8 inch spherical solids and lint.

The OSP50's oil-filled motor provides superior cooling characteristics, allowing the motor to run cool and quiet for years. This oil-filled design also provides permanent lubrication of the shaft bearings, minimizing maintenance and extending the service life of the pump. In addition, to protect against overheating, the motor windings contain an automatic reset thermal overload.


Automatic models feature the exclusive Hydromatic diaphragm pressure switch, which provides proven reliability in installations where a float might hang up. It also incorporates a unique "piggyback" plug arrangement, which allows for simple conversion to manual operation by simply removing the switch plug and inserting the motor plug directly into the electrical outlet. This feature provides an easy way of periodically cycling the pump to ensure it is operating properly.

The Hydromatic wide-angle float switch features a unique piggyback plug arrangement. The pump power cord plugs into the back of the switch plug, to provide automatic operation. To operate the pump manually, simply plug the pump power cord directly into the electrical outlet, bypassing the switch plug.

The piggyback plug provides ease of service and allows the pump to be cycled manually on a periodic basis to ensure proper operation.



Piggyback Switch Plug



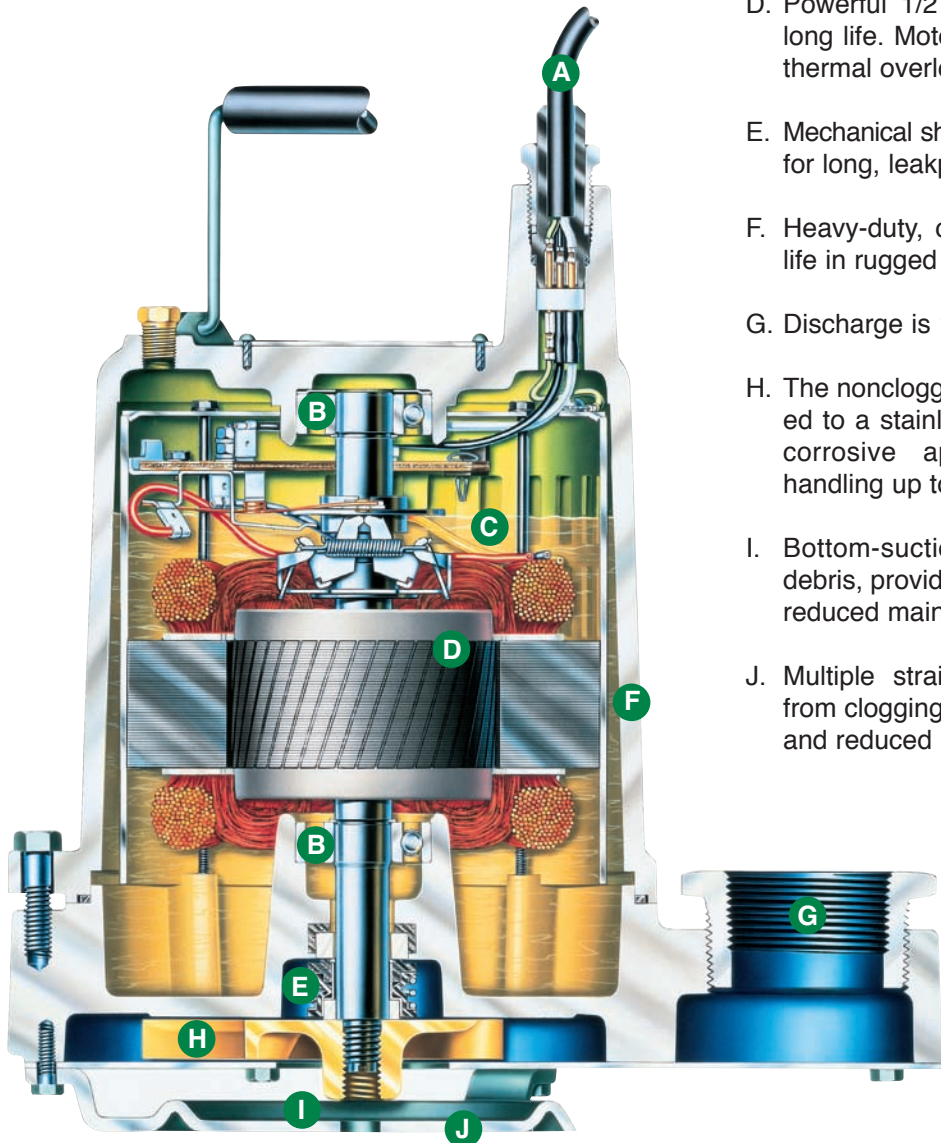
OSP50 - Submersible Effluent Pump

BENEFITS

The OSP50 is a completely submersible pump for use in basement sump, elevator pit, septic tank effluent, industrial circulator, and transfer tank applications.

Automatic models feature the exclusive Hydromatic diaphragm pressure switch with "piggyback" plug-in arrangement, which provides proven reliability in installations where a float might hang up. Switch is easily serviced and may be easily disconnected to operate pump manually.

- A. Water-resistant power cord with molded plug is available in 10 or 20 foot lengths, and is easily field serviceable.
- B. Upper and lower ball bearings support motor shaft, minimizing the effects of impeller thrust loads. This design results in minimum friction and perfect alignment of rotor, for longer service from pump.
- C. Oil-filled motor provides superior cooling and permanent lubrication of bearings, minimizing maintenance and extending service life.
- D. Powerful 1/2 HP motor runs cool and quiet for long life. Motor windings contain automatic-reset, thermal overload protection.
- E. Mechanical shaft seal is carbon- and ceramic-faced for long, leakproof life.
- F. Heavy-duty, cast iron construction provides long life in rugged applications.
- G. Discharge is 1-1/2 inch NPT.
- H. The nonclogging bronze impeller, which is threaded to a stainless steel shaft, provides long life in corrosive applications, and is capable of handling up to 5/8 inch spherical solids and lint.
- I. Bottom-suction design alleviates buildup of debris, providing optimum pump performance and reduced maintenance.
- J. Multiple strainer inlets prevent foreign objects from clogging pump, providing optimum operation and reduced maintenance.



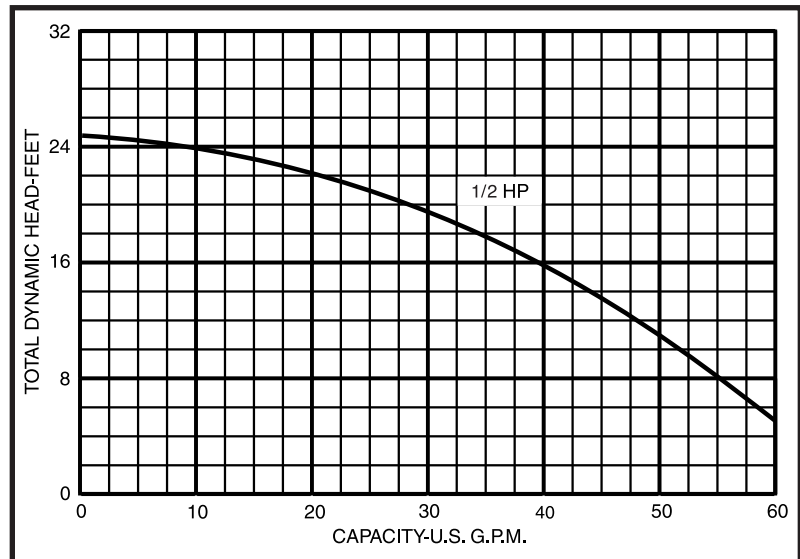
OSP50 - Submersible Effluent Pump

DETAILS


Pump Characteristics

Pump/Motor Unit	Submersible	
Manual Models	OSP50MI	OSP50M2
Automatic Models	OSP50AI	OSP50A2
Horsepower	1/2	
Full Load Amps	9.5	5.5
Motor Type	Split Phase	
R.P.M.	1750	
Phase Ø	1	
Voltage	115	230
Hertz	60	
Operation	Continuous Duty Rated	
Temperature	140°F Ambient	
NEMA Design	B	
Insulation	Class F	
Discharge Size	1-1/2" NPT	
Solids Handling	5/8"	
Unit Weight	50 lbs.	
Power Cord	18/3, SJTW, 10' std. (20 opt.)	18/3, SJTW 20' std.

Performance Data



Dimensional Data



Materials of Construction

Handle	Steel
Lubricating Oil	Dielectric Oil
Motor Housing	Cast Iron
Pump Casing	Cast Iron
Shaft	Steel
Mechanical	Seal Faces: Carbon/Ceramic
Shaft Seal	Seal Body: Brass Spring: Stainless Steel Bellows: Buna-N
Impeller	Composite Impeller (Bronze - Optional)
Upper Bearing	Single Row Ball Bearing
Lower Bearing	Single Row Ball Bearing
Base	Cast Iron
Fasteners	Stainless Steel



- Your Authorized Local Distributor -

USA
740 East 9th Street Ashland, Ohio 44805
Tel: 419-289-3042 Fax: 419-281-4087

www.hydromatic.com

CANADA
269 Trillium Drive Kitchener, Ontario, Canada N2G 4W5
Tel: 519-896-2163 Fax: 519-896-6337