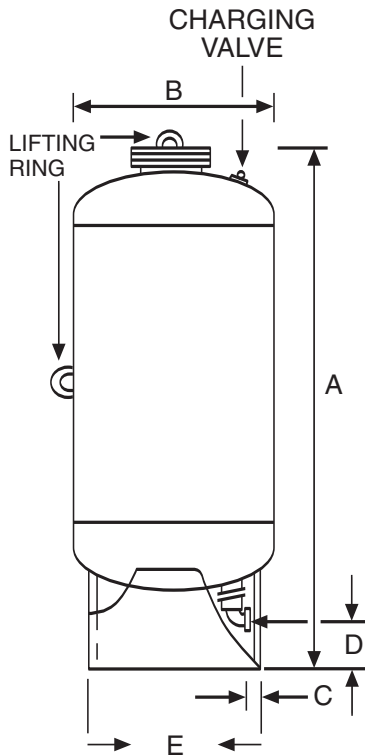


THERM-X-TROL[®]

Thermal Expansion Absorbers, ST-450 Series (Non-ASME)

150 PSIG Working Pressure

Model No.	Tank Vol.		0 PSIG Acc. Vol.		Max. Recomm. Accept. Vol.		A Height		B Diameter		C		D		E		Sys. Conn.	Ship Wt.	
	Lit.	Gal.	Gal.	Lit.	Gal.	mm	ins.	mm	ins.	mm	ins.	mm	ins.	mm	ins.	NPTF	kg	lbs.	
ST-451	600	158	158	386	.65	1880	74	762	30	89	3½	140	5½	608	24	2	230	508	
ST-452	800	211	211	519	.65	2337	92	762	30	89	3½	140	5½	608	24	2	345	760	
ST-453	1000	264	264	647	.65	2175	85⅝	914	36	114	4½	178	7	763	30	3	368	810	
ST-454	1200	317	317	780	.65	2489	98	914	36	114	4½	178	7	763	30	3	415	914	
ST-455	1400	370	370	908	.65	2804	110⅜	914	36	114	4½	178	7	763	30	3	462	1018	
ST-456	1600	422	422	1037	.65	2080	81⅞	1220	48	191	7½	181	7⅛	1063	42	3	750	1655	
ST-457	2000	528	528	1298	.65	2470	97¼	1220	48	191	7½	181	7⅛	1063	42	3	873	1925	



Maximum Operating Conditions

Operating Temperature	240° F (115° C)
Working Pressure	150 PSIG (10.5 kg/cm ²)

Specifications

Description	Standard Construction
Shell	Steel
System Connection	Brass
Bladder	Heavy Duty Butyl ANSI/NSF 61
Bladder Thickness	.100 Ins. Minimum
Coating	Red Oxide Primer
Factory Pre-set Pressure	55 PSIG (3.9 kg/cm ²)

All dimensions and weights are approximate.

Job Name _____

Contractor _____

Location _____

Contractor P.O. No. _____

Sales Representative _____

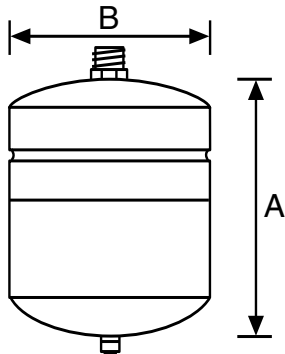
Model No. Ordered _____

Engineer _____

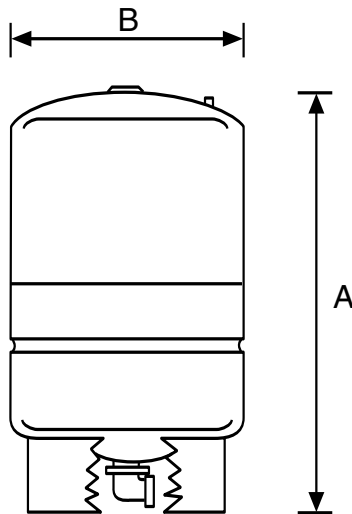
THERM-X-TROL®

Thermal Expansion Absorbers, ST-Series (Non-ASME)

150 PSIG Working Pressure



ST-5, ST-12



ST-25V through ST-210V



In-Line Models

Model No.	Tank Vol.		Max. Accept. Factor	A Height		B Diameter		Sys. Conn. NPTM	Ship Wt.	
	Lit.	Gal.		cm	ins.	cm	ins.		kg	lbs.
ST-5	8	2.0	0.45	321	12 ⁵ / ₈	203	8	3/4	2.3	5
ST-12	17	4.4	0.73	381	15	279	11	3/4	4.0	9

Stand Models

Model No.	Tank Vol.		Max. Accept. Factor	A Height		B Diameter		Sys. Conn. NPTF	Ship Wt.	
	Lit.	Gal.		cm	ins.	cm	ins.		kg	lbs.
ST-25V	39	10.3	1.00	489	19 ¹ / ₄	391	15 ³ / ₈	1	10.5	23
ST-30V	53	14.0	0.81	605	23 ⁷ / ₈	391	15 ³ / ₈	1	11.4	25
ST-42V	76	20.0	0.57	802	31 ⁵ / ₈	391	15 ³ / ₈	1	15.0	33
ST-60V	129	34.0	1.00	913	29 ⁵ / ₈	559	22	1 ¹ / ₄	28.0	61
ST-80V	167	44.0	0.77	913	36	559	22	1 ¹ / ₄	31.0	69
ST-180V	235	62.0	0.55	1186	46 ³ / ₄	559	22	1 ¹ / ₄	41.0	92
ST-210V	326	86.0	0.54	1199	47 ¹ / ₄	660	26	1 ¹ / ₄	56.0	123

Maximum Operating Conditions

Operating Temperature	200°F (93°C)
Working Pressure	150 PSIG (10.5 kg/cm ²)

Specifications

Description	Standard Construction
Standard Factory Pre-charge	40 PSIG (2.8 kg/cm ²)
System Connection	Brass (ST5,12)
	Stainless Steel (Stand Models)
Diaphragm	Butyl/EPDM
Liner Material	Polypropylene

All dimensions and weights are approximate.

Job Name _____

Contractor _____

Location _____

Contractor P.O. No. _____

Sales Representative _____

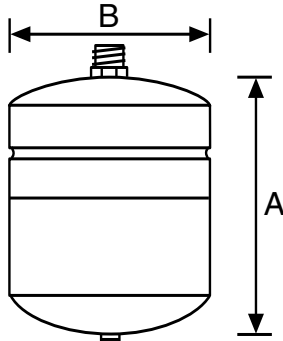
Model No. Ordered _____

Engineer _____

THERM-X-SPAN[®]

Thermal Expansion Absorbers, T-Series (Non-ASME)

150 PSIG Working Pressure



T-5, T-12



In-Line Models

Model No.	Tank Vol.		Max. Accept. Factor	A Height		B Diameter		Sys. Conn. NPTM	Ship Wt.	
	Lit.	Gal.		cm	ins.	cm	ins.		kg	lbs.
T-5	8	2.0	0.45	321	12 ⁵ / ₈	203	8	3/4	2.3	5
T-12	17	4.4	0.73	381	15	279	11	3/4	4.0	9

Maximum Operating Conditions

Operating Temperature	200°F (93°C)
Working Pressure	150 PSIG (10.5 kg/cm ²)

Specifications

Description	Standard Construction
Standard Factory Pre-charge	40 PSIG (2.8 kg/cm ²)
System Connection	Brass
Diaphragm	Butyl/EPDM
Liner Material	Polypropylene

All dimensions and weights are approximate.

Job Name _____

Contractor _____

Location _____

Contractor P.O. No. _____

Sales Representative _____

Model No. Ordered _____

Engineer _____