

**FEATURES**

Rugged, NEMA 4X construction withstands even the most severe weather conditions and prevents corrosion.

Solid-state control board displays float status for ease of installation and troubleshooting.

Hinged door with lockable stainless steel latch for safe operation indoors and out.

High-level alarm circuit includes spring loaded through-door mounted silence button for manual silence of alarm horn.

Through-door mounted pump run light and alarm test button.

Top-mounted, high intensity, flashing red light provides 360° visibility.

Pulsating, corrosion proof alarm horn.

Auxiliary alarm contacts provided for remote alarm connection.

Entire unit is UL and CUL listed.

SIMPLEX WEATHERPROOF CONTROL PANELS

SINGLE AND THREE PHASE CONTROL PANEL

APPLICATIONS

Superior quality simplex liquid level controller automatically maintains pump operation. Includes high-level alarm warning for a variety of sump, effluent, sewage and water transfer applications.

SPECIFICATIONS

- Accepts single or dual power feed.
- Hand-off-automatic (H-O-A) pump selection switch.
- On-off control circuit switch.
- Oversized magnetic contactor.
- Numbered terminal strip-screw type.
- Float Switches – Note: Please order float switches separately. We offer several types and models. See the Float Switch bulletin for available options. The type selected determines the quantity needed. The basin depth and panel location determine the required cord length. Contact your distributor or Customer Service for additional information.
- NEMA 4X, 30 watt, flashing red light.
- NEMA 4X, fiberglass enclosure with gasketed, hinged door and stainless steel hardware.
- Solid-state printed circuit control board with float indicator lights.
- NEMA 4X, alarm horn – 95db.
- Auxiliary alarm contacts.

Single Phase

- Field adjustable for 115 or 230 V, 60 Hz.

Three Phase

- Field adjustable for 208/230/460/575 V, 60 Hz.
- 115V control circuit transformer.
- Adjustable motor overload protectors.
- Heaters not required.

ADDITIONAL FEATURES

- Through-door mounted alarm test switch insures proper operation of the alarm circuit without the need to open the panel.
- Color coded wiring, screw type terminals and plug in sockets, ensure ease of field servicing.
- Field wiring diagram, panel schematic and installation instructions included.
- Panel can be wired for a single power feed for pump and control circuit or the control circuit can be wired to a separate power supply to insure alarm integrity in case of a tripped pump breaker.

PANEL MODEL INFORMATION

SINGLE PHASE PANELS		THREE PHASE PANELS	
ORDER NUMBER	AMP RANGE	ORDER NUMBER	AMP RANGE
S10020	0-20	S31625	1.6 - 2.5
S12136	21-36	S32540	2.5 - 4.0
		S34063	4.0 - 6.3
		S36310	6.3 - 10
		S31016	10 - 16
		S31620	16 - 20
		S32025	20 - 25
		S32232	22 - 32

ADDITIONAL OPTIONS

Code (add as required)

- A = Guaranteed pump submergence circuit
- C = 115V condensation heater
- D = Single phase lightning arrestor
- E = Three phase lightning arrestor
- F = Elapsed time meter (1) - simplex
- H = Seal fail circuit (1) - simplex
- K = Cycle counter - Simplex
- M = High temp. indicator with shutdown - Simplex

O = Special simplex seal fail and high temperature circuit for use on only three phase 15/20GD, 15/20GX, 1GA/2GA, GV Plus and Impact pumps. For single phase, see CentriPro single phase grinder control panels bulletin BCP1PGP for standard, BCP1PC1P for explosion proof.

Y = Simplex dry contact for seal failure interface to building management system.

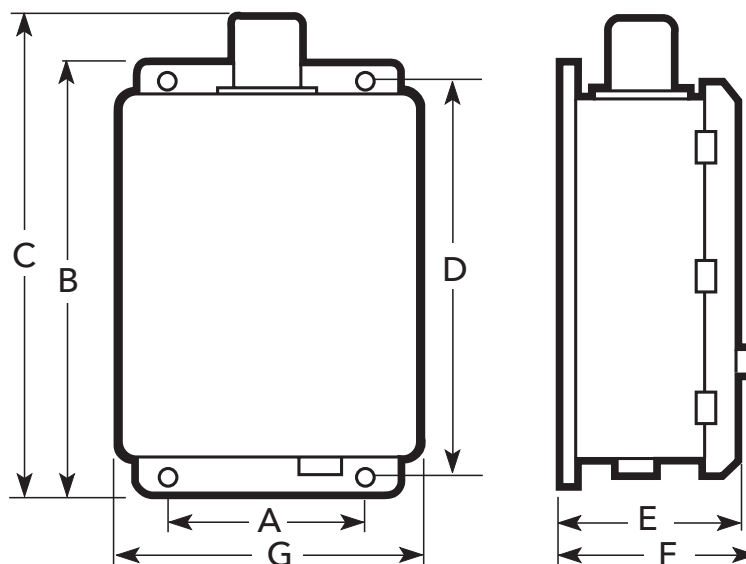
Z = Simplex dry contact for pump running interface to building management system.

When ordering options, add the appropriate code number as a suffix to the panel order number.

Example: S10020CF adds a cond. heater and (1) elapsed time meter.

ENCLOSURE DIMENSIONS (in inches)

Single Phase						
A	B	C	D	E	F	G
6.3	11.5	14.3	10.8	5.5	6.0	9.3
Three Phase						
A	B	C	D	E	F	G
8.3	13.5	16.3	12.8	5.6	6.1	11.3
NOTE: Mounting holes are $\frac{3}{8}$ ".						



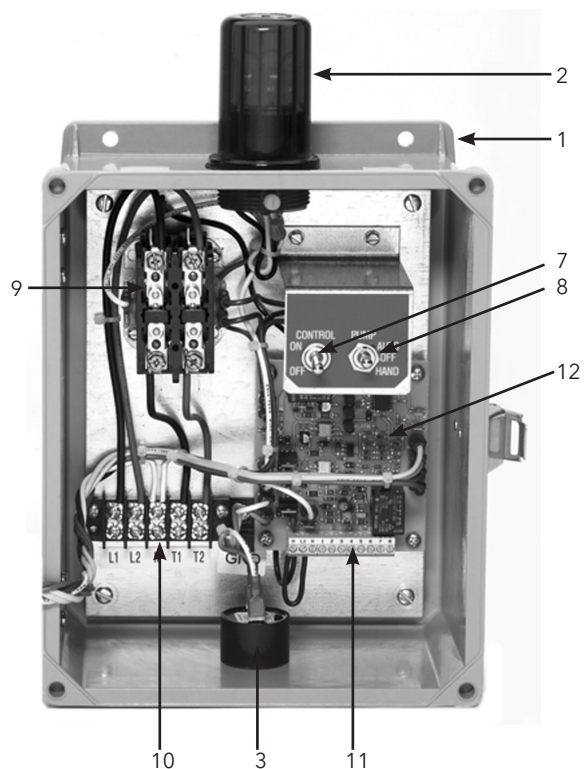
COMPONENTS

1. NEMA 4X fiberglass enclosure
2. Flashing red alarm light
3. Alarm horn
4. Pump run light
5. Alarm test button
6. Alarm horn silence button
7. Control power on/off switch
8. H-O-A selector switch

9. Contactor
10. Terminal wiring strip - power and pumps
11. Terminal wiring strip - floats
12. Solid-state control board

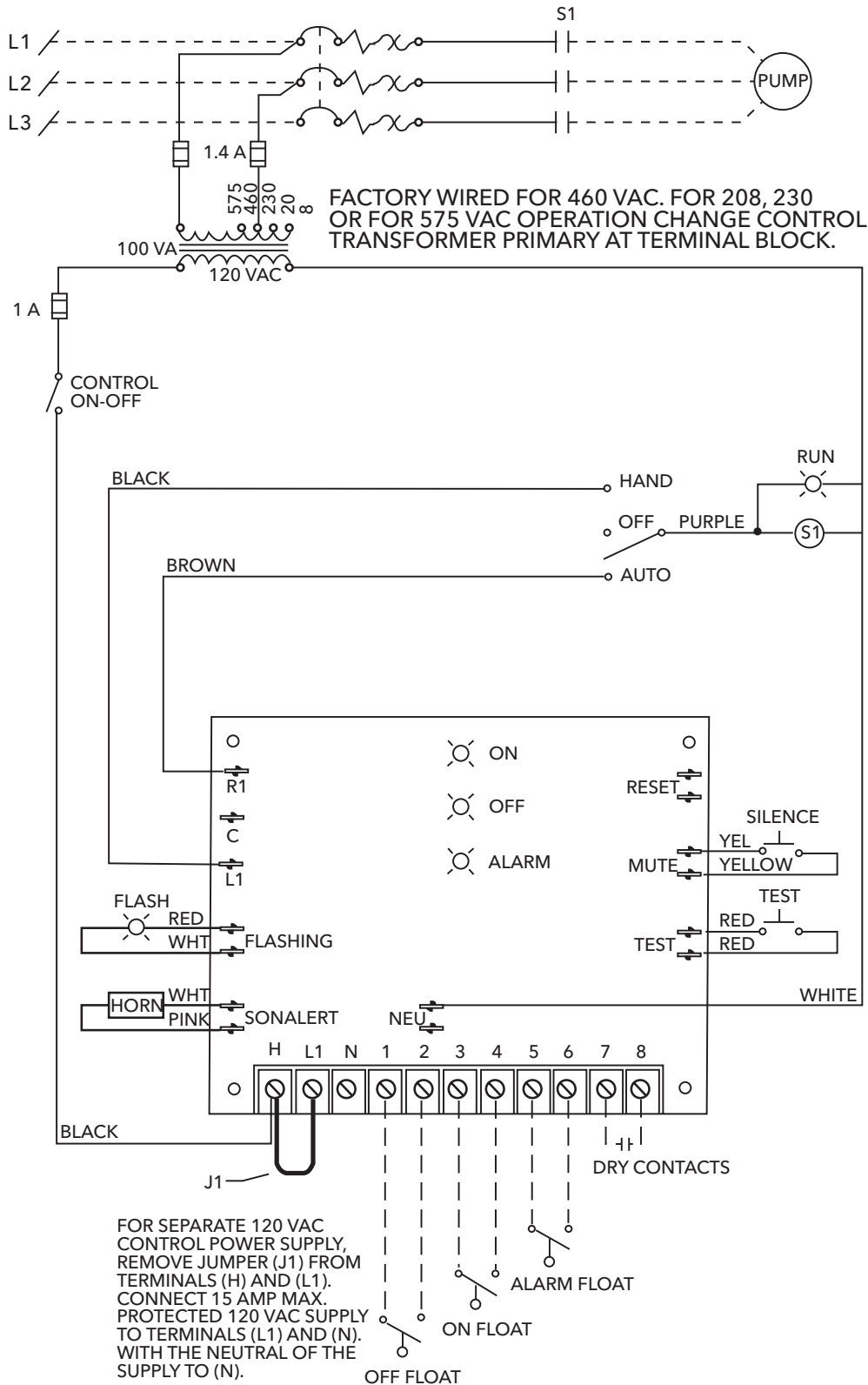
Three phase models only

13. Motor circuit protector-upper left corner
14. Transformer-upper right corner



SIMPLEX THREE PHASE PANEL LAYOUT

NOTE: A fused disconnect or circuit breaker must be provided by installer.
Provide disconnect sizing per NEC 430-53(C).

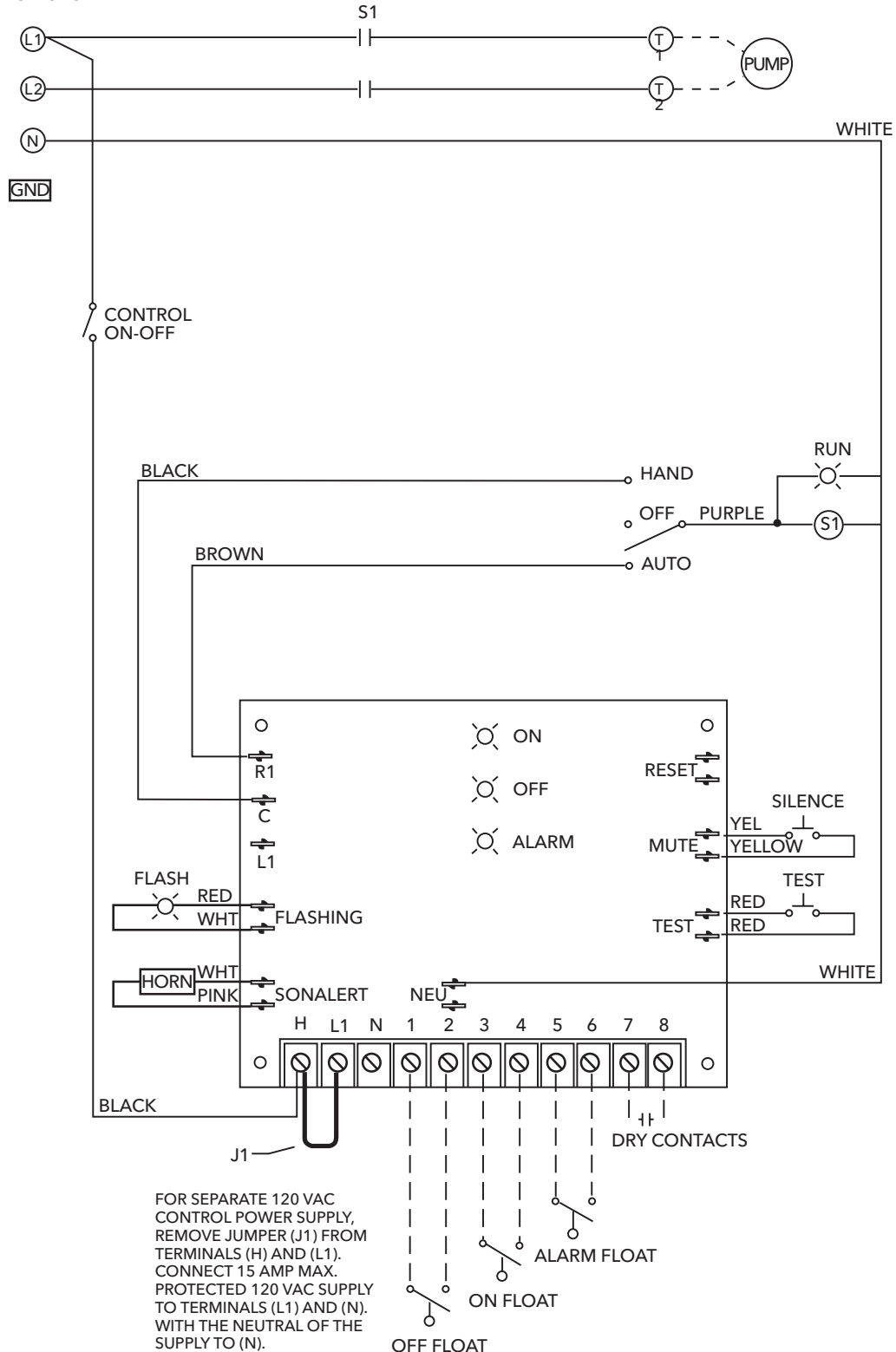


FOR USE WITH WIDE ANGLE FLOAT SWITCH (ONE FLOAT FOR BOTH ON AND OFF OPERATION). JUMP TERMINALS (3) AND (4), INSTALL WIDE ANGLE FLOAT TO TERMINALS (1) AND (2).

SIMPLEX SINGLE PHASE WIRING DIAGRAM - S10020 After October 1, 2003

115/230 VAC (FOR 115 VAC, USE TERMINALS L1 AND N, JUMP L2 AND N.)
SINGLE PHASE 60 HZ

PROVIDE DISCONNECT AND
BRANCH CIRCUIT PROTECTION
PER NEC CODE



FOR USE WITH WIDE ANGLE FLOAT SWITCH (ONE FLOAT FOR BOTH ON AND OFF OPERATION).
JUMP TERMINALS (3) AND (4), INSTALL WIDE ANGLE FLOAT TO TERMINALS (1) AND (2).

NOTES

Xylem |'zīləm|

- 1) The tissue in plants that brings water upward from the roots;
- 2) a leading global water technology company.

We're 12,500 people unified in a common purpose: creating innovative solutions to meet our world's water needs. Developing new technologies that will improve the way water is used, conserved, and re-used in the future is central to our work. We move, treat, analyze, and return water to the environment, and we help people use water efficiently, in their homes, buildings, factories and farms. In more than 150 countries, we have strong, long-standing relationships with customers who know us for our powerful combination of leading product brands and applications expertise, backed by a legacy of innovation.

For more information on how Xylem can help you, go to www.xyleminc.com



Xylem Inc.
2881 East Bayard Street Ext., Suite A
Seneca Falls, NY 13148
Phone: (866) 325-4210
Fax: (888) 322-5877
www.centripro.com

CentriPro is a trademark of Xylem Inc. or one of its subsidiaries.
© 2014 Xylem Inc. BCP3 R10 November 2014