



High-Pressure Booster Pumps



(Single-phase ODP models only)

*The MGP/MGPS Booster Pumps are the most durable booster pump available. The proven **SignaSeal™** floating impeller design minimizes thrust loads allowing for continuous operation without damage to motor bearings, mechanical seal or pump hydraulic components.*

APPLICATIONS

- Residential, commercial or agricultural pressure washing
- Booster and spray systems
- Filtration and reverse osmosis
- HVAC
- General purpose pumping

SPECIFICATIONS

- Max. Inlet Pressure** – 80 PSI
- Max. Working Pressure** – 315 PSI
- Max. Suction Lift** – 15 feet
- Max. Liquid Temperature Limits** – Prolonged use with liquids above 140° F is not recommended.
- Discharge** –
MGP Series: cast iron
MGPS Series: stainless steel
- Motor Adapter and Base** –
MGP Series: cast iron
MGPS Series: stainless steel
- Shell** – Stainless steel 304 grade
- Impeller** – Acetal
- Diffuser** – Polycarbonate
- Shaft** – Stainless steel 304 grade
- O-Rings** – Buna-N
- Mechanical Seal** – Carbon/ceramic, Buna-N

FEATURES

SignaSeal Staging System – The proven SignaSeal staging system utilizes a ceramic wear surface that when incorporated with Berkeley's "true" independent floating impellers, dominates with 1st-class performance, superior sand handling and thrust management staging system.

Acetal Impellers – Precision-molded for perfect balance... ultra-smooth for highest performance and efficiency.

Precision Molded Diffusers – Superior performance with high resistance to corrosion and abrasion

Mechanical Shaft Seal – Precision lapped and highly polished carbon-ceramic, stainless steel construction. Internal design guarantees continuous water lubrication.

Motor Windings – Superior insulation materials protect against excessive moisture and contaminants... assure prolonged motor life

Balanced Rotor – Die cast under high pressures for uniform performance and greater efficiency; dynamically balanced

Heavy-duty Ball Bearings – Shielded, permanently lubricated bearings, extensively tested to ensure extended life and smooth, quiet operation.

Pump and Motor Shaft – Stainless steel for maximum corrosion resistance; one-piece threaded shaft for positive impeller drive

Dustproof Cover – All electrical components are protected from dirt, dust and insects by a dustproof canopy; ventilating air cannot contaminate.

BERKELEY® is a registered trademark of Pentair Water.

In order to provide the best products possible, specifications are subject to change.



High-Pressure Booster Pumps

ORDERING INFORMATION

Catalog Number		GPM	HP	Phase	Stages	Pipe Tapping Sizes		Motor Voltage	Shipping Wt. (lbs.)
Cast Iron	Stainless Steel					Inlet	Outlet		
MGP7C	MGPS7C	7	1/2	1	9	3/4"	3/4"	115/230	42
MGP7C3	MGPS7C3		1/2	3	9	3/4"	3/4"	208-230/460	42
MGP7D	MGPS7D		3/4	1	12	3/4"	3/4"	115/230	48
MGP7D3	MGPS7D3		3/4	3	12	3/4"	3/4"	208-230/460	48
MGP7E	MGPS7E		1	1	16	3/4"	3/4"	115/230	59
MGP7E3	MGPS7E3		1	3	16	3/4"	3/4"	208-230/460	59
MGP10C	MGPS10C	10	1/2	1	6	3/4"	3/4"	115/230	40
MGP10C3	MGPS10C3		1/2	3	6	3/4"	3/4"	208-230/460	40
MGP10D	MGPS10D		3/4	1	8	3/4"	3/4"	115/230	46
MGP10D3	MGPS10D3		3/4	3	8	3/4"	3/4"	208-230/460	46
MGP10E	MGPS10E		1	1	10	3/4"	3/4"	115/230	57
MGP10E3	MGPS10E3		1	3	10	3/4"	3/4"	208-230/460	57
MGP10F	MGPS10F		1-1/2	1	14	3/4"	3/4"	230	71
MGP10F3	MGPS10F3		1-1/2	3	14	3/4"	3/4"	208-230/460	71
MGP10G	MGPS10G		2	1	16	3/4"	3/4"	230	79
MGP10G3	MGPS10G3		2	3	16	3/4"	3/4"	208-230/460	79
MGP20E	MGPS20E	20	1	1	7	1"	1"	115/230	55
MGP20E3	MGPS20E3		1	3	7	1"	1"	208-230/460	55
MGP20F	MGPS20F		1-1/2	1	9	1"	1"	230	68
MGP20F3	MGPS20F3		1-1/2	3	9	1"	1"	208-230/460	68
MGP20G	MGPS20G		2	1	11	1"	1"	230	74
MGP20G3	MGPS20G3		2	3	11	1"	1"	208-230/460	74

NOTE: ODP motor is standard, for TEFC motors, contact Customer Service.

ORDERING INFORMATION

ACCESSORIES

Pkg. No.	Description	Approx. Wt. Lbs.
SUCTION		
83	Suction hose – 3/4" 150 PSI hose, 6 ft. section with two (2) female hose fittings	3
85	Two (2) garden hose/NPT adapters – 3/4" NPT male to 3/4" garden hose male	3
96	Vacuum relief valve – 1/2" NPT	2
150 PSI RATED* DISCHARGE		
84	Discharge hose – 3/4" 150 PSI hose, 25 ft. section with male and female garden hose fittings	10
86	High pressure pistol grip nozzle with three (3) nozzles (No. 56, 50 and 49)	2
315 PSI RATED* DISCHARGE		
162	25' of 1" ID hose with 3/4" male and female hose fittings 315 PSI rating	15
194	High pressure pistol grip nozzle with three (3) nozzles (No. 56, 50 and 49) rated for 500 PSI	2

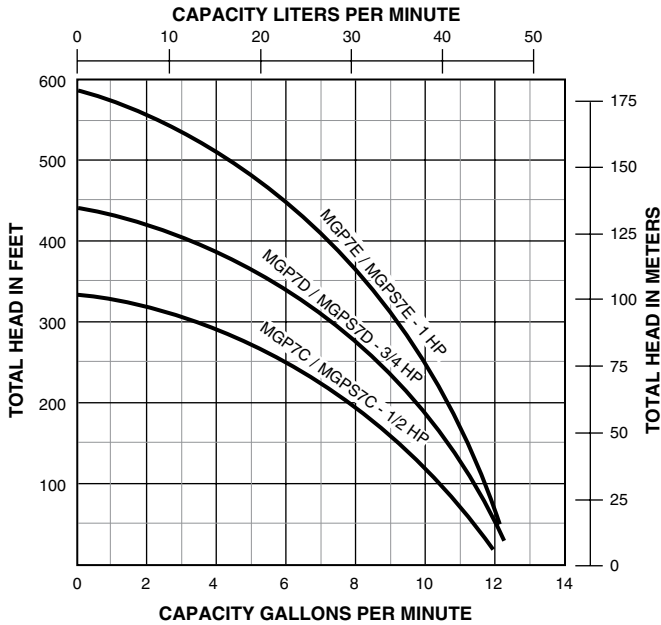
*To select proper discharge accessories for your pump, add incoming pressure to pump output pressure, to determine total discharge pressure.

Example: Incoming pressure 20 PSI + pump output pressure (MGP7C at 0 GPM, 300')
87 PSI = Total 150 PSI at discharge = 150 PSI rated discharge accessories

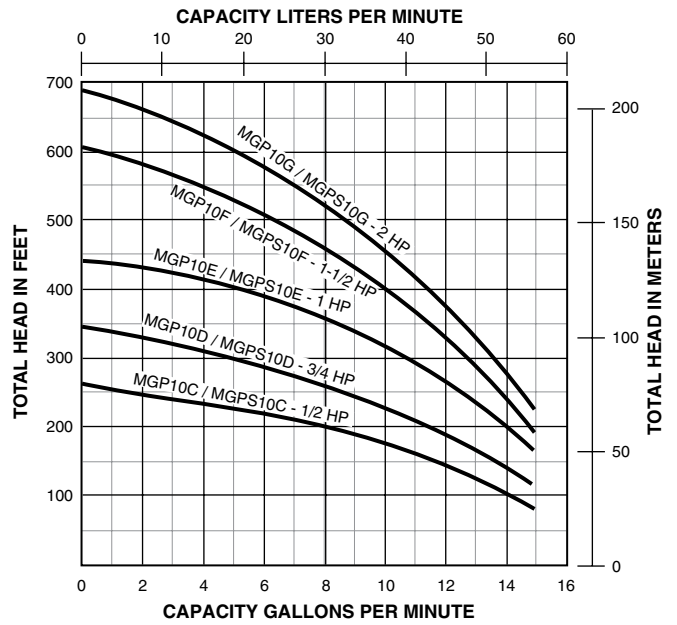


High-Pressure Booster Pumps

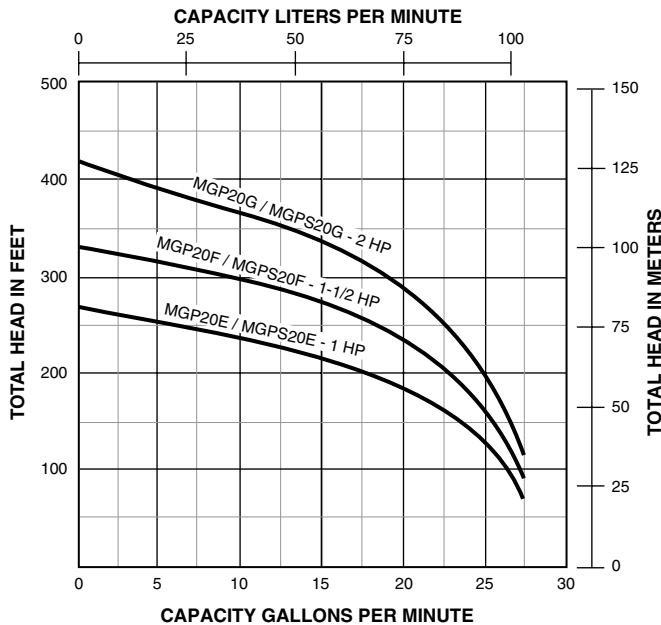
PUMP PERFORMANCE - 7 GPM



PUMP PERFORMANCE - 10 GPM



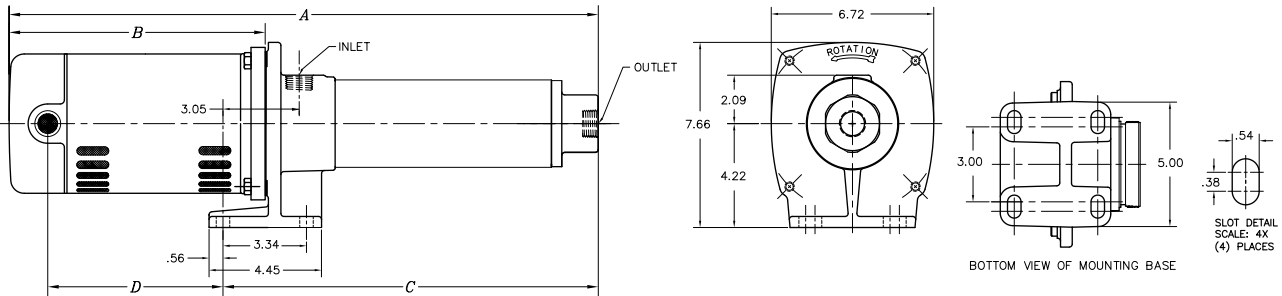
PUMP PERFORMANCE - 20 GPM





High-Pressure Booster Pumps

OUTLINE DIMENSIONS



DIMENSIONS IN INCHES

CAST IRON

Catalog Number	HP	A	B	C	D
MGP7C	1/2	24.28	10.38	15.76	6.68
MGP7C3	1/2	26.41	9.88	18.39	6.68
MGP7D	3/4	27.41	10.88	18.39	7.69
MGP7D3	3/4	30.41	10.38	21.89	7.28
MGP7E	1	31.91	11.88	21.89	8.69
MGP7E3	1	22.15	10.88	13.13	7.68
MGP10C	1/2	22.87	11.60	13.13	8.44
MGP10C3	1/2	21.15	9.88	13.13	6.68
MGP10D	3/4	24.99	11.97	14.88	8.81
MGP10D3	3/4	25.15	10.38	16.63	7.28
MGP10E	1	27.80	13.03	16.63	9.87
MGP10E3	1	24.78	10.88	15.76	7.68
MGP10F	1-1/2	31.18	13.78	19.26	10.31
MGP10FG	1-1/2	31.91	11.88	21.89	8.69
MGP10G	2	36.44	13.78	24.52	10.62
MGP10G3	2	32.66	12.63	21.89	9.44
MGP20E	1	26.85	13.03	15.68	9.87
MGP20E3	1	26.93	10.88	17.91	7.68
MGP20F	1-1/2	29.83	13.78	17.91	10.31
MGP20F3	1-1/2	30.16	11.88	20.14	8.69
MGP20G	2	32.06	13.78	20.14	10.62
MGP20G3	2	26.53	12.63	15.76	9.44

STAINLESS STEEL

Catalog Number	HP	A	B	C	D
MGPS7C	1/2	25.39	11.60	15.65	8.44
MGPS7C3	1/2	26.27	9.88	18.25	6.68
MGPS7D	3/4	28.36	11.97	18.25	8.81
MGPS7D3	3/4	26.77	10.38	18.25	7.28
MGPS7E	1	31.89	11.97	21.78	8.81
MGPS7E3	1	30.80	10.88	21.78	11.94
MGPS10C	1/2	22.76	11.60	13.02	8.44
MGPS10C3	1/2	22.79	9.88	14.77	6.68
MGPS10D	3/4	24.88	11.97	14.77	8.81
MGPS10D3	3/4	25.04	10.38	16.52	7.28
MGPS10E	1	27.69	13.03	16.52	9.87
MGPS10E3	1	29.05	10.88	20.03	7.68
MGPS10F	1-1/2	31.95	13.78	20.03	10.31
MGPS10F3	1-1/2	31.80	11.88	21.78	8.69
MGPS10G	2	33.70	13.78	21.78	10.62
MGPS10G3	2	27.22	12.63	16.45	9.44
MGPS20E	1	26.74	13.03	15.57	9.87
MGPS20E3	1	26.82	10.88	17.80	7.68
MGPS20F	1-1/2	29.72	13.78	17.80	10.31
MGPS20F3	1-1/2	30.05	11.88	20.03	8.69
MGPS20G	2	31.95	13.78	20.03	10.62
MGPS20G3	2	26.42	12.63	15.65	9.44