

# Contents

<b>Introduction .....</b>	<b>1</b>	Browse .....	40
Safety Considerations .....	1	Create .....	40
<b>Care and Maintenance .....</b>	<b>5</b>	Groups .....	44
<b>Getting Started .....</b>	<b>7</b>	Memory status .....	45
Fitting and removing the battery .....	7	My Numbers .....	45
Fitting and removing the SIM .....	8	Hotkey dial .....	46
Charging the battery .....	8	My Contacts .....	46
Battery level indicator .....	9	<b>Calendar .....</b>	<b>47</b>
Low battery power warning .....	9	New event .....	47
Keys and display .....	10	View event .....	48
Key functions .....	11	<b>Key Guard .....</b>	<b>49</b>
Key functions (During a call) .....	12	<b>Messages Menu .....</b>	<b>50</b>
Displays .....	13	Create .....	51
<b>Basic Operations .....</b>	<b>16</b>	EMS (Enhanced message service) .....	53
Turning the phone on/off .....	16	Inbox .....	54
Making a call .....	16	Outbox .....	55
Ending a call .....	17	Archive .....	56
Answering a call .....	18	User Messages .....	57
In-call operations .....	19	Memory status .....	57
Incoming call while in a call .....	21	Settings .....	58
DTMF .....	22	Cell Broadcast .....	60
Text entry .....	23	<b>Phone Menu .....</b>	<b>62</b>
Menu Display .....	26	Call Service .....	63
<b>Menu Structure .....</b>	<b>27</b>	Call Diverts .....	66
<b>My Phone Menu .....</b>	<b>28</b>	Security .....	67
Sounds .....	29	Network .....	70
Display .....	30	<b>Application Menu .....</b>	<b>71</b>
Language .....	32	Clock .....	72
Alerts .....	32	Calculator .....	74
Profiles .....	33	Currency .....	75
Auto answer .....	35	Melody composer .....	76
Any key answer .....	35	<b>Records Menu .....</b>	<b>78</b>
Defaults .....	35	Last dialled/Answered/Unanswered number .....	78
<b>Games Menu .....</b>	<b>36</b>	<b>Troubleshooting .....</b>	<b>80</b>
Selecting Games .....	36	<b>Important Error Messages .....</b>	<b>82</b>
<b>Contacts Menu .....</b>	<b>39</b>		

<b>Glossary of Terms .....</b>	<b>83</b>
<b>Specifications .....</b>	<b>84</b>
<b>Licensing.....</b>	<b>85</b>

## Introduction

Thank you for purchasing this Panasonic digital cellular phone. This phone is designed to operate on GSM networks - GSM900, GSM1800 and GSM1900. Please ensure the battery is fully charged before use.

### Safety Considerations

The following information should be read and understood as it provides details which will enable you to operate your phone in a manner which is both safe to you and your environment, and conforms to legal requirements regarding the use of cellular phones.



This equipment should only be charged with approved charging equipment to ensure optimum performance and avoid damage to your phone. Other usage will invalidate any approval given to this apparatus and may be dangerous. Ensure the voltage rating of the Travel Charger is compatible with the area of use when travelling abroad.

A Travel Charger EB-CAD55xx<sup>2</sup> is supplied with the Main Kit.

**NOTE\*** xx identifies the charger region, e.g. CN, EU, UK, AU, US.



Use of another battery pack than that recommended by the manufacturer may result in a safety hazard. If you use a feature which keeps the key backlight on continuously for a long time, battery life will become extremely short. To maintain longer battery life, set the key backlight to off.



Switch off your cellular phone when in an aircraft. The use of cellular phones in an aircraft may be dangerous to the operation of the aircraft, disrupt the cellular network and may be illegal. Failure to observe this instruction may lead to the suspension or denial of cellular phone services to the offender, or legal action or both.



Do not incinerate or dispose of the battery as ordinary rubbish. The battery must be disposed of in accordance with local regulations and may be recycled.



It is advised not to use the equipment at a refuelling point. Users are reminded to observe restrictions on the use of radio equipment in fuel depots, chemical plants or where blasting operations are in progress. Never expose the battery to extreme temperatures (in excess of 60°C).



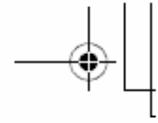
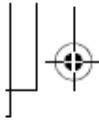
It is imperative that the driver exercises proper control of the vehicle at all times. Do not hold a phone while you are driving; find a safe place to stop first. Do not speak into a handsfree microphone if it will take your mind off the road. Always acquaint yourself thoroughly with restrictions concerning the use of cellular phones within the area where you are driving and observe them at all times.



Care must be taken when using the phone in close proximity to personal medical devices, such as pacemakers and hearing aids.



For most efficient use hold the phone as you would any normal phone. To avoid deterioration of signal quality or antenna performance, do not touch or "cup" the antenna area while the phone is switched on. Unauthorised modifications or attachments may damage the phone and violate applicable regulations. The use of unapproved modification or attachment may result in the invalidation of your guarantee - this does not affect your statutory rights. This equipment should only be used with Panasonic approved accessories to ensure optimum performance and avoid damage to your phone. Panasonic is not responsible



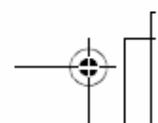
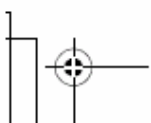
for damages caused by using non-Panasonic approved accessories.

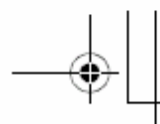
This phone must be used in compliance with any applicable international or national law or any special restrictions governing its use in specified applications and environments. This includes but is not limited to use in hospitals, aircraft, whilst driving and any other restricted uses.



It is recommended that you create a copy or backup, as appropriate, for any important information and data which you store in your phone's memory. In order to avoid accidental loss of data, please follow all instructions relating to the care and maintenance of your phone and its battery. Panasonic accepts no liability for any and all losses howsoever arising from any loss of data, including but not limited to direct and indirect losses (to include, but not limited to consequential loss, anticipated savings, loss of revenue).

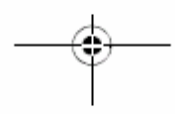
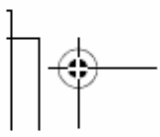
Your phone has the capability of storing and communicating personal information. It is recommended that you take care to ensure that any personal or financial information is stored separately from your phone. You should use the security features, such as Phone Lock and/or SIM Lock, provided in the handset as a measure of protection for information held. Panasonic accepts no liability for any and all losses howsoever arising from any loss of data, including but not limited to direct and indirect losses (to include, but not limited to consequential loss, anticipated savings, loss of revenue) The display layouts and screenshots within this document are for illustrative purposes and may differ from the actual displays on your phone. Panasonic reserve the right to change the information in this document without prior notice.





This Panasonic mobile phone is designed, manufactured and tested to ensure that it complies with the specifications covering RF exposure guidelines applicable at the time of manufacture, in accordance with EU, USA FCC, and Australian ACA regulations.

Please refer to our website for latest information/standards and compliance in your country/region of use.  
<http://www.panasonicmobile.com>



## Care and Maintenance



Pressing any of the keys may produce a loud tone. Avoid holding the phone close to the ear while pressing the keys.



Extreme temperatures may have a temporary effect on the operation of your phone. This is normal and does not indicate a fault. The display quality may deteriorate if the phone is used in environments over 40°C for a long time.



Do not modify or disassemble the equipment. There are no user serviceable parts inside.



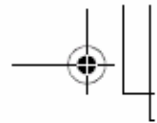
Do not subject the equipment to excessive vibration or shocks. Do not drop the battery.



Avoid contact with liquids. If the equipment becomes wet, immediately remove the battery and contact your dealer. Never throw a battery into a fire, it may explode.



Do not leave the equipment in direct sunlight or a humid, dusty or hot area.



Keep metallic items that may accidentally touch the terminals away from the equipment/battery.

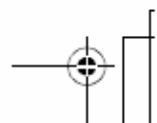
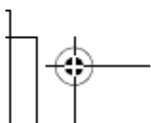
Batteries can cause property damage, injury, or burns if terminals are touched with a conductive material (i.e. metal jewellery, keys, etc.).



Always charge the battery in a well ventilated area, not in direct sunlight, between +5°C and +35°C. It is not possible to recharge the battery if it is outside this temperature range.



When disposing of any packing materials or old equipment check with your local authorities for information on recycling.





# FCC Regulations

## Conditions of Use

Operation of this Panasonic mobile phone is subject to the following two conditions; (1) this device may not cause harmful interference, and (2) this device must accept any interference received, including interference that may cause undesired operation.

This Panasonic mobile phone generates, uses and can radiate radio frequency energy and, if not installed and used in accordance with the instructions, may cause harmful interference to radio communications. If this device does cause harmful interference to radio or television reception, which can be determined by turning the device on and off, the user is encouraged to try to correct the interference by one or more of the following measures:

- 1). Reorient or relocate the receiving antenna.
- 2). Increase the distance between the device and receiver.
- 3). Connect the device into an outlet on a circuit different from that to which the receiver is connected.
- 4). Consult the dealer or an experienced radio/TV technician for help.

The radiated output power of this internal wireless radio is far below the FCC radio frequency exposure limits. Nevertheless, the wireless radio shall be used in such a manner that the radio is 2.5 cm or further from the human body. However, the user of wireless radios may be restricted in some places or situations, such as aboard airplanes. If you are unsure of restrictions, you are encouraged to ask for authorization before turning on the wireless radio. Several restrictions and cautions of using mobile phone are listed in the **Important Information**.

# FCC RF EXPOSURE INFORMATION

## **Read this information before using your handset**

In August 1996 the Federal Communication Commission (FCC) of the United States with its action in Report and Order FCC 96-326 adopted an updated safety standard for human exposure to radio frequency (RF) electromagnetic energy emitted by FCC regulated transmitters. Those guidelines are consistent with the safety standard previously set by both U.S and international standards bodies. The design of this phone complies with the FCC guidelines and these international standards.

Use only the supplied or an approved antenna. Unauthorized antennas, modifications, or attachments could impair call quality, damage the phone, or result in violation of FCC regulations.

Do not use the phone with a damaged antenna. If a damaged antenna comes into contact with the skin, a minor burn may result. Please contact your local dealer for replacement antenna.

## **Body-worn Operation**

This device was tested for typical body-worn operations. To comply with FCC RF exposure requirements, a minimum separation distance of 0.6 inches (1.5 cm) must be maintained between the user's body and the handset, including the antenna. Third-party belt-clips, holsters, and similar accessories used by this device should not contain any metallic components. Body-worn accessories that do not meet these requirements may not comply with FCC RF exposure requirements and should be avoided.

***For more information about RF exposure, please visit the FCC website at [www.fcc.gov](http://www.fcc.gov)***