

BungBungame

**Tablet
Miss
Quick Start Guide**

BungBungame Tablet

Introduction



Thank you for choosing BungBungame Tablet. This manual covers the basic features and functions of the Tablet and is aimed at enhancing your experience of using the product.

Warranty

The warranty of BungBungame Tablet covers the device one year with limited service. If the Tablet breaks down while you are using it properly, please contact your dealer for free maintenance service. For details about the scope of the warranty, please refer to the User Manual (complete version) available on the Tablet or on BungBungame's website.

Model: Miss

Operating temperature: 0~35度

Rating :5V 2A MAX

FCC ID: HFS-FG6A

Designed by BungBungame Inc.

BungBungame Tablet Introduction

Federal Communication Commission Interference Statement

This device complies with Part 15 of the FCC Rules. Operation is subject to the following two conditions: (1) This device may not cause harmful interference, and (2) this device must accept any interference received, including interference that may cause undesired operation.

This equipment has been tested and found to comply with the limits for a Class B digital device, pursuant to Part 15 of the FCC Rules. These limits are designed to provide reasonable protection against harmful interference in a residential installation. This equipment generates, uses and can radiate radio frequency energy and, if not installed and used in accordance with the instructions, may cause harmful interference to radio communications. However, there is no guarantee that interference will not occur in a particular installation. If this equipment does cause harmful interference to radio or television reception, which can be determined by turning the equipment off and on, the user is encouraged to try to correct the interference by one of the following measures:

- Reorient or relocate the receiving antenna.
- Increase the separation between the equipment and receiver.
- Connect the equipment into an outlet on a circuit different from that to which the receiver is connected.
- Consult the dealer or an experienced radio/TV technician for help.

BungBungame Tablet

Introduction



FCC Caution: Any changes or modifications not expressly approved by the party responsible for compliance could void the user's authority to operate this equipment.

This transmitter must not be co-located or operating in conjunction with any other antenna or transmitter.

Note: The country code selection is for non-US model only and is not available to all US model. Per FCC regulation, all WiFi product marketed in US must fixed to US operation channels only.

Radiation Exposure Statement:

The product comply with the FCC portable RF exposure limit set forth for an uncontrolled environment and are safe for intended operation as described in this manual. The further RF exposure reduction can be achieved if the product can be kept as far as possible from the user body or set the device to lower output power if such function is available.

BungBungame Tablet Buttons and Ports

FG6A (Non-3G) ID - CMF



Pantone Cool Gray 9C (Printing)

1723

Power Button

Material Color : Gray
Material : PC
Material Texture : Polish 800#
Surface Color : Silver/Matt
Process : Printing

Micro SD card door

Material Color : Gray
Material : P+R
Material Texture : Polish 800#
Surface Color : Silver/Matt
Process : Painting



Volum +/- Button

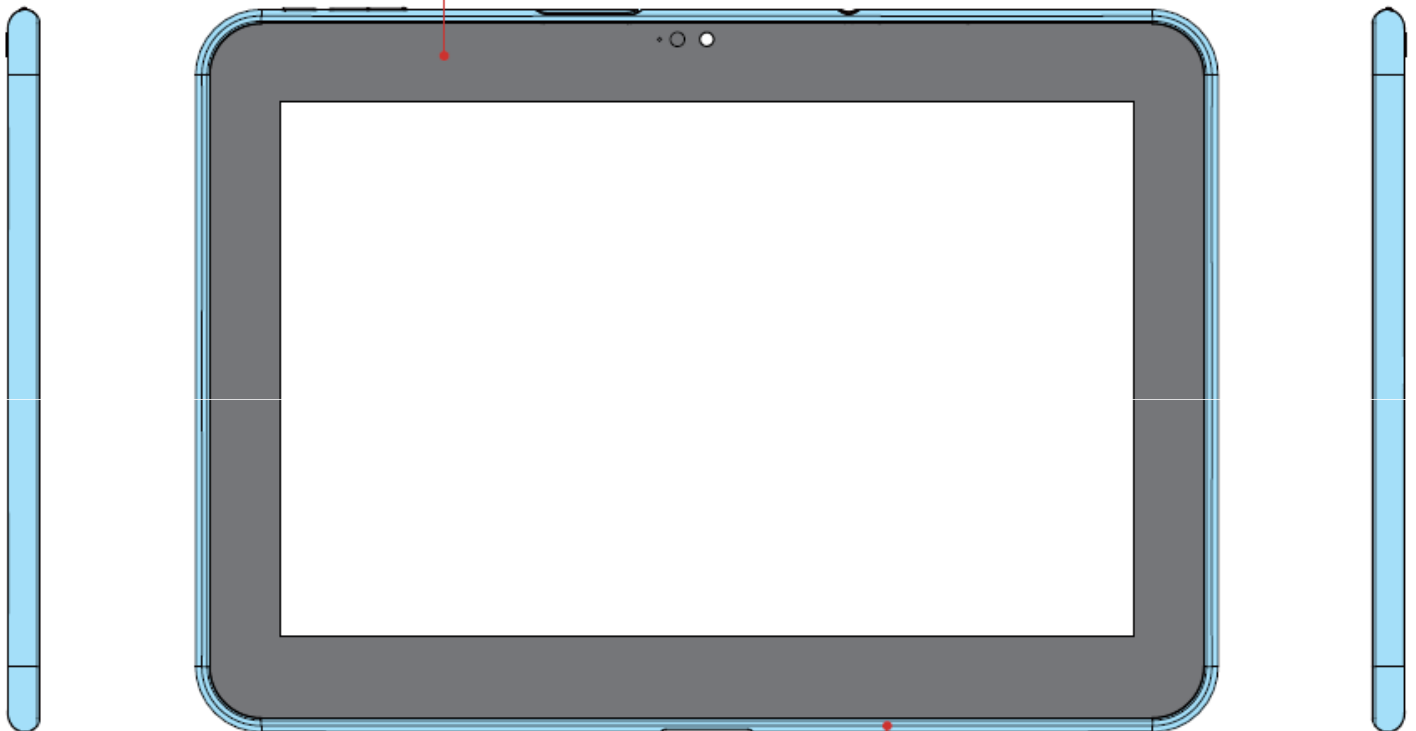
Material Color : Gray
Material : PC
Material Texture : Polish 800#
Surface Color : Silver/Matt
Process : Painting

LCD Glass

Material Color : Transparent/Black
Material : Glass
Material Texture : Gloss
Surface Color : Transparent/Black
Process : Print from backside

Audio Jack

Material Color : Black
Material : SUS
Material Texture : Polish 1500#
Surface Color : Silver /Mirror
Process : Electroplating Cr



Top case

Material Color : Gray
Material : PC
Material Texture : Polish 800#
Surface Color : Silver /Matt
Process : Painting



BungBungame Tablet Buttons and Ports

Rear Case

Material Color : Light Yellow or White
 Material : PC
 Material Texture : Polish 800#
 Surface Color : White /Gloss
 Process : Painting

Flash

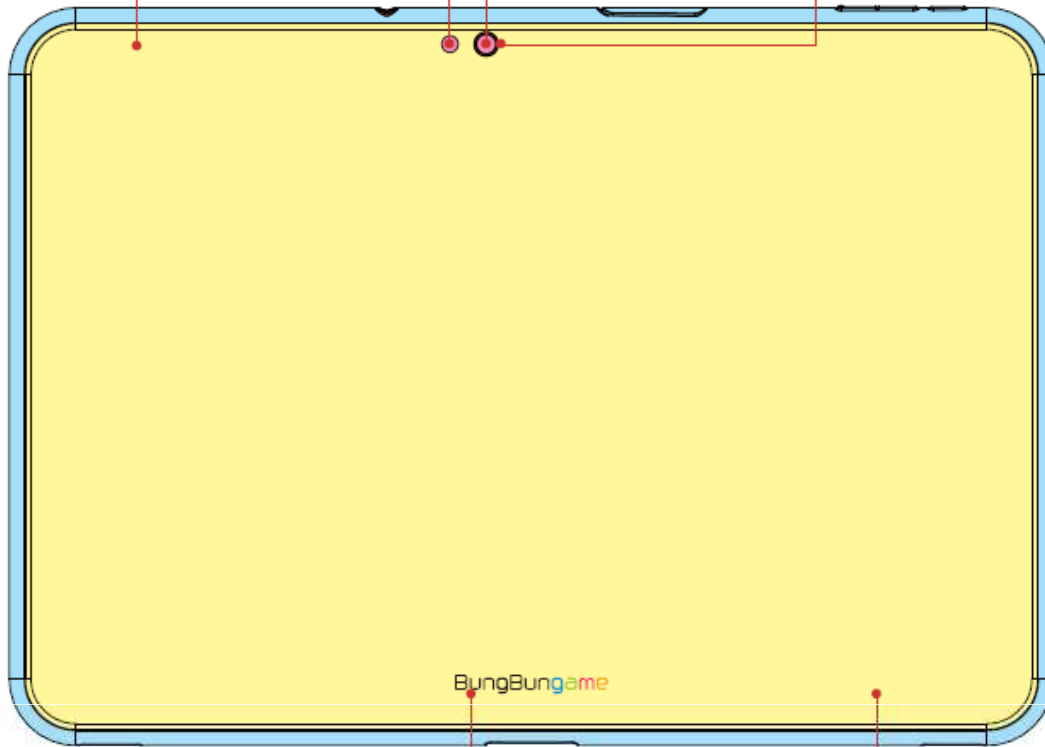
Material Color : Transparent
 Material : PMMA
 Material Texture : Gloss
 Surface Color : Transparent
 Process : Injection

Rear CCD

Material Color : Transparent
 Material : PMMA
 Material Texture : Gloss
 Surface Color : Transparent
 + Pantone Black C
 Process : Printing from back side

Rear CCD Ring

Material Color : Black
 Material : SUS
 Material Texture : Polish 1500#
 Surface Color : Silver /Mirror
 Process : Electroplating Cr



BungBungame

BungBungame logo

Process : Transfer Printing

Rating

Material Color : Pantone Black C
 Process : Silk Printing

Printing Artwork

BungBungame

Manager	Designer	Product Name	Date & Version
Quanta	Ran	FG6A - Non-3G	V 1.0
			20120607

BungBungame Tablet

Important Note



NB Please follow the instructions

Please follow the instructions in the Manual to protect your Tablet from potential damage and to help to ensure your personal safety.


Environmental Protection

NB You are urged to recycle or dispose this product and related components (e.g. batteries, power leads) properly in accordance to regulations in your community when it has outlived its useful life. By doing this, you can help improve the environment as well as minimize the potential negative effects caused by the waste material. For more information about how to dispose the product properly, please contact your dealer or your local authorities.

NB To optimise your battery' s life and performance and to protect your personal safety, please use the battery in proper temperatures (between 15 °C - 25°C) and avoid extreme temperatures that might harm the performance of the battery as well as cause a breakdown of the product or other safety concerns.

BungBungame Tablet

Important Note



NB When battery charge display shows that the battery is low, follow the steps below immediately to avoid data loss caused by the automatic shutdown of the Tablet:

1. Save all files you want to keep.
2. Connect the adapter to the mains and then to the Tablet. Then you can use your Tablet on the mains while you wait for the battery to charge.
3. If you do not have the adapter with you, please shut down the Tablet using normal procedures.

NB To prevent potential damage that might be caused by overheating, corroding and rusting, power leakage, exploding, or burning of the battery, please do not try to break or disassemble the battery, or place it in high temperatures, near a heat source, in a humid, rust, or corrosion condition, under high pressure, or directly in the sun.

NB The residue of battery leakage is corrosive and can cause harm to human bodies. If the residue of battery leakage contact you, you must flush the affected area with lots of clean water and see a physician immediately.

NB You should also keep the battery out of the reach of children.

NB Only use the battery and charger approved by BungBungame to avoid dangers like battery burning or exploding caused by using other batteries improperly.

NB Please avoid shortcutting or using any faulty charger or battery, so as to prevent damage to the battery or to electronic circuit parts connected to the battery.

Unsafe areas

NB To protect your personal safety, please shut down the Tablet and remove the power lead in areas that might cause dangerous interference or explosion and areas that limit the use of electronic devices. Follow the regulations for electronic devices to ensure your safety.

BungBungame Tablet

Important Note

Other important issues

- In order to avoid short-cutting, poor heat radiation, overheating, power leakage, and burning, please do not put the product on wool cloth or similar soft materials (e.g. a blanket or on the bed). Please also avoid blocking the vents or ports by any air, liquid, or solid to facilitate the heat radiation. Please keep the Tablet away from any heat source and only use it in places with good ventilation.
- Please avoid using the Tablet in conditions that might cause harm or damage to the device, e.g. in the rain, in places with high humidity, near water, or with direct contact with liquid or dust.
- To protect your personal safety, please do not touch the adapter, the bottom of the Tablet or areas around the vents when connecting the device with the mains in order to avoid getting burnt. If you need to touch above said components, please put on insulation materials to protect you.
- Avoid exposing the Tablet to magnets or other products with magnetic fields to prevent damage caused by them.
- To protect the safety of children, please keep the Tablet and related components, equipment and devices out of the reach of them. Or if you want to have children using the product, please teach them how to use it properly and make sure they can use it without any danger of hurting themselves.
- Please do not put anything on the Tablet and only use the device on a flat surface with no vibration so as to avoid current confusion, power leakage or hardware damage that might be caused by pressure, external force, vibration or drop of the product.

Maintenance

If necessary, contact authorized professional technicians to repair your Tablet. Please do not disassemble the product by yourself in order to prevent any damage to your own safety or the device. Please shut down the Tablet and disconnect the mains immediately and then contact authorized professional technicians to help you when:

- The case of the Tablet is damaged.

BungBungame Tablet

Important Note

- The performance of the Tablet has dropped significantly and the device does not seem to function properly.
- The Tablet was dropped.
- There was a electric shock.
- The Tablet was put in water, soaked or exposed to liquids in large areas.
- Power plugs or power lead are damaged or even smoke.
- Please do not repair the Tablet with methods not listed in the User Manual. Improper maintenance might cause damage to the product. If none of the troubleshooting tips in the User Manual work, contact authorized professional technicians to help you.

Copyright and Liability Statements

BungBungame Inc. and its staff do not make representations as to the contents or information in the Quick Start Guild(QSG). The QSG is only for general use and reference.**NB** Translating, plagiarizing, borrowing, coping, or imitating this QSG is not permitted without the prior approval from the respective copyright owner. All material in this QSG is protected by copyright of BungBungame Inc. and may be used only with the express permission of the company. If you believe BungBungame Inc. should be held liable for any damage or loss occurred and would like to claim compensation to BungBungame Inc., its suppliers or its dealers, please read our Disclaimer and other compensation schemes below.

Disclaimer

- Any related costs, indirect losses or damage, financial problems, other losses or damage, your quality of life and health issues.
- Any losses of or damage to information.
- Any compensation claimed to you by others.

BungBungame Inc.' s compensation schemes only cover

- The maximum compensation is the contract value of an individual item. We do not offer compensation more than that.

BungBungame

Thank you for choosing Miss