

3.5 Bandwidth & Band Setup

The bandwidth and band setup for filtering a downlink signal is done easily by the dip switches located at the bottom of iDEN Add-On Filter Box.

The software and computer are not required.

A user can setup the bandwidth and band referring to an index table for the combination of the dip switch printed on the right side of the iDEN Add-On Filter Box.

For 800MHz's only, the bandwidth setup is required.

For 800MHz's and 900MHz's, the band setup is required.




Figure 14. Dip Switches for Bandwidth and Band Setup

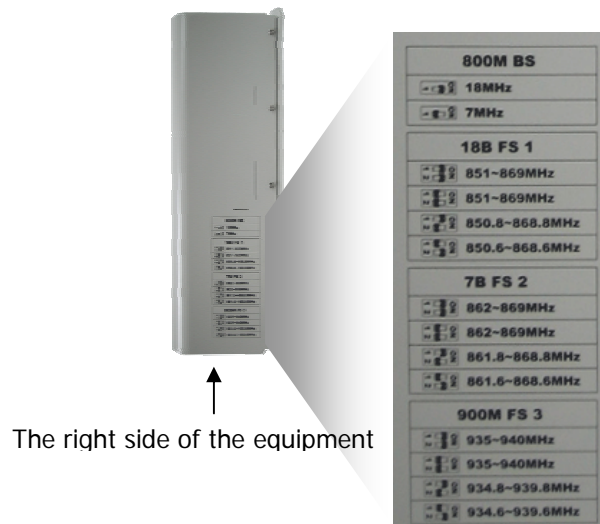
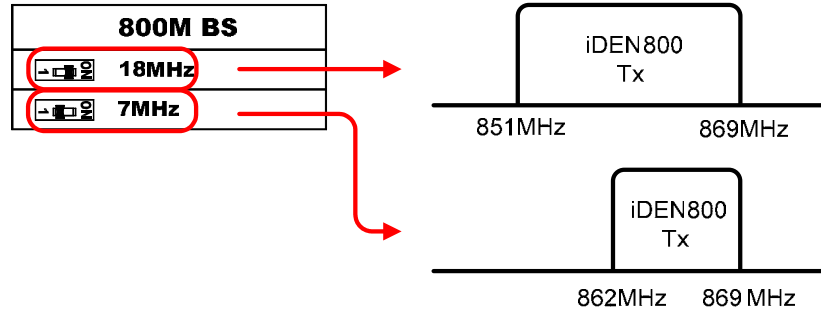


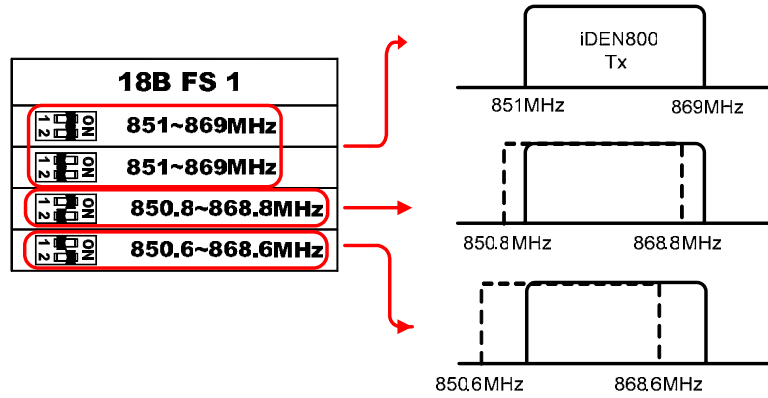
Figure 15. Index Table for Bandwidth and Band Setup

a. For 800MHz,

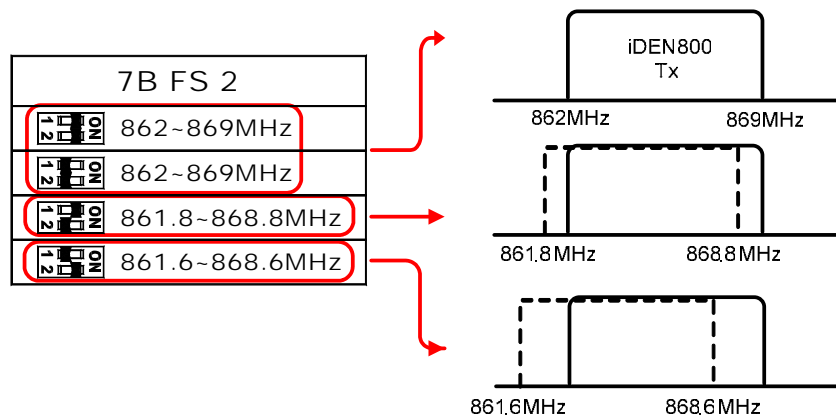
a.1. Bandwidth Setup



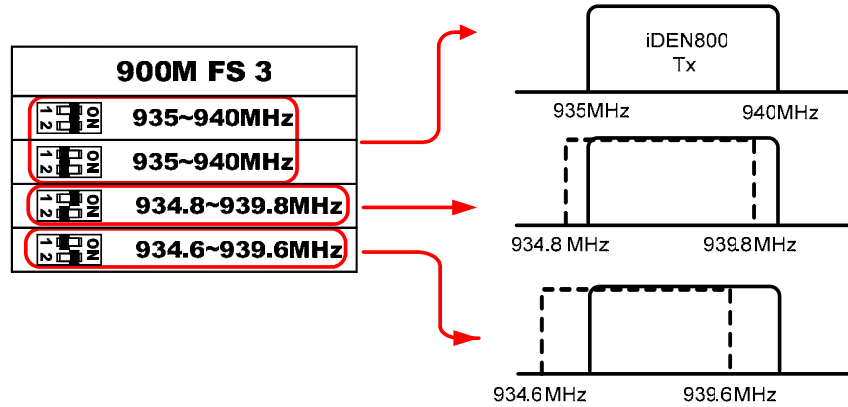
a.2. Band Shifting for 18MHz Bandwidth



a.3. Band Shifting for 7MHz Bandwidth



- b. For 900MHz's



3.6 Power Up

- Connect the power cord.
- Plug the power cord into a wall outlet.
- Switch on.
- Check if the green LED at the bottom turns on.



Figure 16. Power Cord Connection

4. Troubleshooting

4.1 RF Connection Check

Problem

Filtered Output Power (=Input Power to the repeater) is too weak.

Solution

Check if the following RF connections are loose:

1. The cable connection from the donor antenna port to Input port
2. The cable connection from the Filtered output to the repeater

4.2 Power Connection

Problem

All LEDs at the bottom are turned off.



Figure 17. LEDs Off

Solution

Check if the power cord is connected correctly and the green LED at the bottom turns on.



Figure 18. AC power cord Check

4.3 Red Light on the Alarm LED

Problem

Red light LED turns on the Alarm LED after applying AC power.



Figure 19. Red Light on Alarm LED

Solution

Request a technical support.

iDEN Add-On Filter Box

Copyright © R-tron Inc. 2000-2007

All Rights Reserved

6042, College Boulevard, Overland Park, KS 66211

Any reproduction, distribution, or revision of any or all portions of this manual is prohibited without written permission from R-tron Inc.

The information in this guide is subject to change without any prior notification.

www.r-tron.com

1-888-31R-TRON

LIMITED WARRANTY STATEMENT

1. WHAT THIS WARRANTY COVERS:

LG offers you a limited warranty that the enclosed subscriber unit and its enclosed accessories will be free from defects in material and workmanship, according to the following terms and conditions:

- (1) The limited warranty for the product extends for ONE (1) year beginning on the date of purchase of the product.
- (2) The limited warranty extends on to the original purchaser of the product and is not assignable or transferable to any subsequent purchaser/end user.
- (3) This warranty is good only to the original purchaser of the product during the warranty period as long as it is in the U.S., including Alaska, Hawaii, U.S. Territories and Canada.
- (4) The external housing and cosmetic parts shall not be covered under these limited warranty terms.
- (5) Upon request from LG, the consumer must provide information to reasonably prove the date of purchase.
- (6) The customer shall bear the cost of shipping the product to the Customer Service Department of LG. LG shall bear the cost of shipping the product back to the consumer after the completion of service under this limited warranty.

2. WHAT THIS WARRANTY DOES NOT COVER:

- (1) Defects or damages resulting from use of the product in other than its normal and customary manner.
- (2) Defects or damages from abnormal use, abnormal conditions, improper storage, exposure to moisture or dampness, unauthorized modifications, unauthorized connections, unauthorized repair, misuse, neglect, abuse, accident, alteration, improper installation, or other acts which are not the fault of LG, including damage caused by shipping blown fuses spills of food or liquid.
- (3) Breakage or damage to antennas unless caused directly by defects in material or workmanship.
- (4) That the Customer Service Department at LG was not notified by consumer of the alleged defect or malfunction of the product during the applicable limited warranty period.
- (5) Products which have had the serial number removed or made illegible.
- (6) The limited warranty is in lieu of all other warranties, express or implied either in fact or by operations law, statutory or otherwise, including, but limited to any implied warranty of marketability or fitness for a particular use.
- (7) Damage resulting from use of non-LG approved accessories.
- (8) All plastic surfaces and all other externally exposed parts that are scratched or damaged due to normal customer use.
- (9) Products operated outside published maximum ratings.
3
- (10) Products used or obtained in a rental program.
- (11) Consumables (such as fuses).

3. STATE LAW RIGHTS:

No other express warranty is applicable to this product. THE DURATION OF ANY IMPLIED WARRANTIES, INCLUDING THE IMPLIED WARRANTY OF MARKETABILITY, IS LIMITED TO THE DURATION OF THE EXPRESS WARRANTY HEREIN. LG INFOCOMM INC. SHALL NOT BE LIABLE FOR THE LOSS OF THE USE OF THE PRODUCT, INCONVENIENCE, LOSS OR ANY OTHER DAMAGES, DIRECT OR CONSEQUENTIAL, ARISING OUT OF THE USE OF, OR INABILITY TO USE, THIS PRODUCT OR FOR ANY BREACH OF ANY EXPRESS OR IMPLIED WARRANTY, INCLUDING THE IMPLIED WARRANTY OF MARKETABILITY APPLICABLE TO THIS PRODUCT. Some states do not allow the exclusion of incidental or consequential damages or limitations on how long an implied warranty lasts; so these limitations or exclusions may not apply to you. This warranty gives you specific legal rights and you may also have other rights which vary from state to state.

4. HOW TO GET WARRANTY SERVICE:

To obtain warranty service, please call the following web address:

www.lgeservice.com

For Your Safety

Important Information

This user guide contains important information on the use and operation of this phone. Please read all the information carefully for optimal performance and to prevent any damage to or misuse of the phone. Any changes or modifications not expressly approved in this user guide could void your warranty for this equipment.

Before You Start

Safety Instructions

WARNING! To reduce the possibility of electric shock, do not expose your phone to high humidity areas, such as the bathroom, swimming pool, etc.

Always store your phone away from heat. Never store your phone in settings that may expose it to temperatures less than 32°F or greater than 104°F, such as outside during extreme weather conditions or in your car on a hot day. Exposure to excessive cold or heat will result in malfunction, damage and/or catastrophic failure.

Be careful when using your phone near other electronic devices. RF emissions from your mobile phone may affect nearby in adequately shielded electronic equipment. You should consult with manufacturers of any personal medical devices such as pacemakers and hearing aides to determine if they are susceptible to interference from your mobile phone.

Turn off your phone in a medical facility or at a gas station. Never place your phone in a microwave oven as this will cause the battery to explode.

IMPORTANT! Please read the TIA SAFETY INFORMATION on page 78 before using your phone.

Safety Information

Read these simple guidelines. Breaking the rules may be dangerous or illegal. Further detailed information is given in this user guide.

- ▶ Never use an unapproved battery since this could damage the phone and/or battery and could cause the battery to explode.
- ▶ Never place your phone in a microwave oven as it will cause the battery to explode.
- ▶ Do not dispose of your battery by fire or with hazardous or flammable materials.
- ▶ Make sure that no sharp-edged items come into contact with the battery. There is a risk of this causing a fire.
- ▶ Store the battery in a place out of reach of children.
- ▶ Be careful that children do not swallow any parts such as rubber plugs (earphone, connection parts of the phone, etc.). This could cause asphyxiation or suffocation.

- ▶ Unplug the power cord and charger during lightning storms to avoid electric shock or fire.
- ▶ When riding in a car, do not leave your phone or set up the hands-free kit near to the air bag. If wireless equipment is improperly installed and the air bag is activated, you may be seriously injured.
- ▶ Do not use a hand-held phone while driving.
- ▶ Do not use the phone in areas where its use is prohibited. (For example: aircraft).
- ▶ Do not expose the battery charger or adapter to direct sunlight or use it in places with high humidity, such as a bathroom.
- ▶ Never store your phone in temperatures less than -4°F or greater than 122°F.
- ▶ Do not use harsh chemicals (such as alcohol, benzene, thinners, etc.) or detergents to clean your phone. There is a risk of this causing a fire.
- ▶ Do not drop, strike, or shake your phone severely. Such actions may harm the internal circuit boards of the phone.
- ▶ Do not use your phone in high explosive areas as the phone may generate sparks.
- ▶ Do not damage the power cord by bending, twisting, pulling, or heating. Do not use the plug if it is loose as it may cause a fire or electric shock.
- ▶ Do not place any heavy items on the power cord. Do not allow the power cord to be crimped as it may cause fire or electric shock.
- ▶ Do not handle the phone with wet hands while it is being charged. It may cause an electric shock or seriously damage your phone.
- ▶ Do not disassemble the phone.
- ▶ Do not place or answer calls while charging the phone as it may short-circuit the phone and/or cause electric shock or fire.
- ▶ Only use the batteries, antennas, and chargers provided by LG. The warranty will not be applied to products provided by other suppliers.
- ▶ Only authorized personnel should service the phone and its accessories. Faulty installation or service may result in accidents and consequently invalidate the warranty.
- ▶ Do not hold or let the antenna come in contact with your body during a call.
- ▶ An emergency call can be made only within a service area. For an emergency call, make sure that you are within a service area and that the phone is turned on.

FCC RF Exposure Information

WARNING! Read this information before operating the phone. In August 1996, the Federal Communications (FCC) of the United States, with its action in Report and Order FCC 96-326, adopted an updated safety standard for human exposure to radio frequency (RF) electromagnetic energy emitted by FCC regulated transmitters. Those guidelines are consistent with the safety standard previously set by both U.S. and international standards bodies.

The design of this phone complies with the FCC guidelines and these international standards.

CAUTION

Use only the supplied and approved antenna. Use of unauthorized antennas or modifications could impair call quality, damage the phone, void your warranty and/or result in violation of FCC regulations. Do not use the phone with a damaged antenna. If a damaged antenna comes into contact with skin, a minor burn may result. Contact your local dealer for a replacement antenna.

Body-worn Operation

This device was tested for typical body-worn operations with the back of the phone kept 0.79 inches (2.0cm) between the user's body and the back of the phone. To comply with FCC RF exposure requirements, a minimum separation distance of 0.79 inches(2.0cm) must be maintained between the user's body and the back of the phone. Third-party belt-clips, holsters, and similar accessories containing metallic components should not be used. Body-worn accessories that cannot maintain 0.79 inches(2.0cm) separation distance between the user's body and the back of the phone, and have not been tested for typical body-worn operations may not comply with FCC RF exposure limits and should be avoided.

Vehicle Mounted External Antenna (optional, if available)

A minimum separation distance of 8 inches (20cm) must be maintained between the user/bystander and the vehicle mounted external antenna to satisfy FCC RF exposure requirements. For more information about RF exposure, visit the FCC website at www.fcc.gov

Cautions for Battery

- ▶ Do not disassemble.
- ▶ Do not short-circuit.
- ▶ Do not expose to high temperature: 60°C (140°F).]
- ▶ Do not incinerate.

Battery Disposal

- ▶ Please dispose of your battery properly or bring to your local wireless carrier for recycling.
- ▶ Do not dispose in fire or with hazardous or flammable materials.

Adapter (Charger) Cautions

- ▶ Using the wrong battery charger could damage your phone and void your warranty.
- ▶ The adapter or battery charger is intended for indoor use only.

Do not expose the adapter or battery charger to direct sunlight or use it in places with high humidity, such as the bathroom.

FCC RF Exposure Information

Finding Stored Phone Numbers

WARNING!

The antenna used for this transmitter must not exceed 2.5dBi and must be installed to provide a minimum separation distance of 20 cm from all persons.

CAUTION

Use only the supplied and approved antenna. Use of unauthorized antennas or modifications could impair call quality, damage the phone, void your warranty and/or result in violation of FCC regulations.

Do not use the phone with a damaged antenna. If a damaged antenna comes into contact with skin, a minor burn may result. Contact your local dealer for a replacement of antenna.

FCC Part 15 Class B Compliance

This device and its accessories comply with part 15 of FCC rules.

Operation is subject to the following two conditions:

(1) This device and its accessories may not cause harmful interference, and (2) this device and its accessories must accept any interference received, including interference that may cause undesired operation.
