

对折

142mm

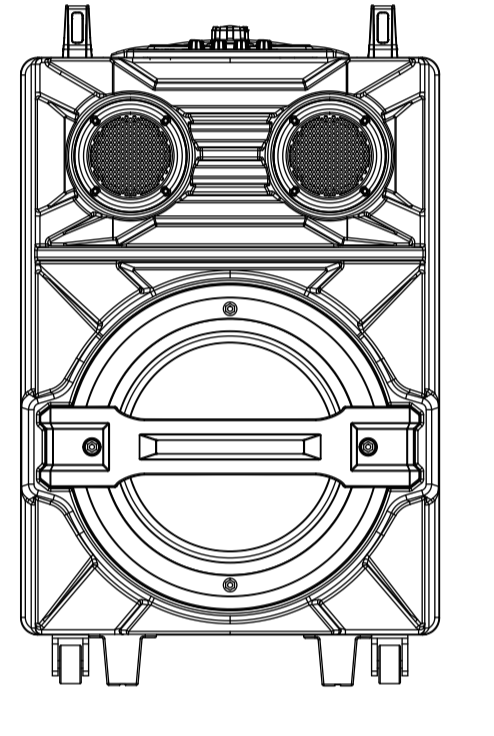
210mm

正面

TS-83110BL USER MANUAL

BT Trolley Speaker

Read this manual before use




封面

Feature

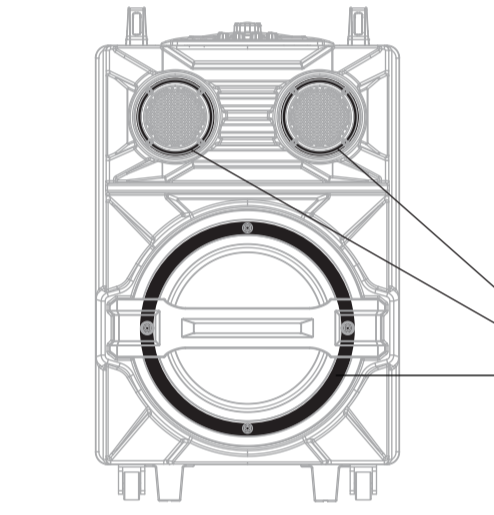
- Stylish, Fashionable and Elegant Appearance
- Strong bass, Clear and Rich Vocal
- Designed with Patented Soft-Metal Technology, Anti-scratch outer shell and Wooden inner box
- Music playing through BT, Memory Card, TF and Line in connection

Display Description



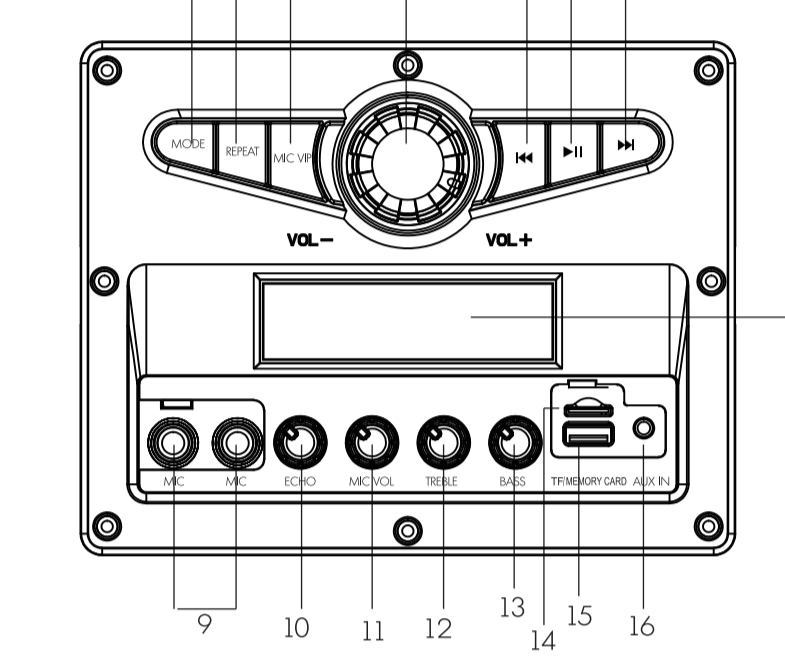
- Stop lighting when reading Memory Card or TF data; muting when line in or FM mode.
- MEMORY CARD: lighting when playing in Memory Card or TF
- MIC: lighting when Microphone is plugged; it is flashing when operate in Microphone Vp function.
- Single Repeat.
- 88:88: "LINE IN" when operating in Line in mode; "FM Frequency" when operating in FM mode; "Time" when operating in Memory Card & TF mode; "BT" when operating in BT mode.
- Battery indicator symbols

Lighting Function Description



Light flashing alternately after power on

Panel Function



- Mode
- Repeat/LED ON/OFF
- Mic Vp
- Skip+
- Play/Pause
- Skip-
- Vol
- LED Display
- Mic Input Jack
- Echo Volume Control Dial
- Mic Volume Control Dial
- Treble Volume Control Dial
- Bass Vol
- TF Slot
- Memory Card
- Linein Part

Function Description

General Function Description

- Master Volume: Turning to adjust master volume.
- Treble Volume: Turning to adjust volume.
- Echo Effect Volume: Turning to adjust volume.
- Mic Volume: Turning to adjust volume.
- Mode: Change to other mode when operating sequence.
- LINE IN/Memory Card/TF/BJM: Priority to play in Memory Card or TF mode when insert the Memory Card or TF.

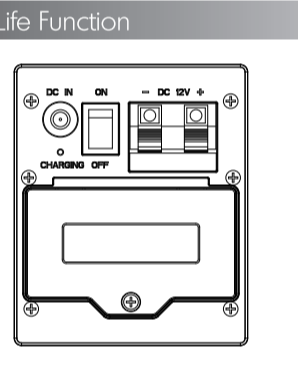
MP3 Function Description

- Memory Card Playing when insert the Memory Card which save with MP3 music.
- TF: Playing when insert the TF which save with MP3 music.
- Line in: Playing when plug in the Line in cable and connected with music device.
- Play/Pause Button: In Memory Card or TF mode, press to play or pause in line in mode; press to mute.
- Skip +/- Button: While playing music in Memory Card or TF mode, short press to go back or forward music; long press to adjust volume.

BT Function Description

- Pairing: Press mode button to BT mode, speaker will be under automatic pairing mode, LED display shows "BT", pair the BT compatible device by selecting "TS(11) BT" from the listed devices, speaker will call out "Connected" after paired successful. BT pairing system will be off if there is no device connecting after 5 minutes.
- Music Playing: Press Play/Pause, Skip +/- Button to play music.

An External Battery Extend Life Function



This product matched with external 1.2V storage battery connecting clamp, please according to red/black to connect the external storage battery's (+) (-) normal working after opening the power supply.

Battery Volume And Charging Indication

- Display battery symbol from the bottom up, the first light means battery volume remaining 20%, the second light means battery volume remaining 40%, the third light means battery volume remaining 60%, the last one means full of battery volume.
- Charging is needed when there is only last light on please use our adapter connect to city electric when charging, now the red light on the back of battery box will on, means the machine is charging, the red light will off when the battery is full.
- If the display battery symbol is flashing, the product will into low power self-protect status, the volume will stop to 70%.

Note: Please charging after turn off the machine, when you need charging when the machine turn on please turn down the volume, or the sound will be serious distortion, and prolong the charging time.

Warning

- Don't put this product under high temperature and wet environment and it will be worse when it is in the rain or crashed strongly.
- Please don't feel free to open the back cover, in case suffering from electric shock or any other accidents.
- If it needs to be fixed, please contact with our professional maintenance staff and ask them to deal with it.
- If fragments or liquids fall into device box, please cut off the power right away. And it can be used after professional staff checks it.
- When the device is not used, please turn the power off and pull out power plug.
- Device cannot get wet, and the things filled with liquids such as flower vase should not be put on the top of it.
- If the battery is incorrectly replaced then explosion would happen, so please replace it with the same type or equivalent type of battery.

FCC STATEMENT

- This device complies with Part 15 of the FCC Rules. Operation is subject to the following two conditions:
 - This device may not cause harmful interference and
 - This device must accept any interference received, including interference that may cause undesired operation.
- any Changes or modifications not expressly approved by the party responsible for compliance could void the user's authority to operate the equipment.

NOTE: This equipment has been tested and found to comply with the limits for a Class B digital device, pursuant to Part 15 of the FCC Rules. These limits are designed to provide reasonable protection against harmful interference in a residential installation. This equipment does cause harmful interference to radio or television reception, which can be determined by turning the equipment off and on, the user is encouraged to try to correct the interference by one or more of the following measures:

- Reorient or relocate the receiving antenna.
- Increase the separation between the equipment and receiver.
- Connect the equipment into an outlet on a circuit different from that to which the receiver is connected.
- Consult the dealer or an experienced radio/TV technician for help.

FCC Radiation Exposure Statement

This equipment complies with FCC radiation exposure limits set forth for an uncontrolled environment. This equipment should be installed and operated with minimum distance 20cm between the radiator & your body.

Specification

Power Output	30W
Speaker Size	10740*113740*11
R. Frequency	90Hz-200Hz
SIN Ratio	≥ 40 dB
Power Supply	100-240V ; 50/60 Hz, 0.3A Max
Adapter Output	13.5V ± 1.5A
Dimension	W203*H160*D285 mm W146*H237 * 112*2N

Packing

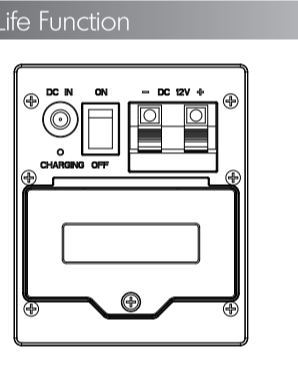
TS-83110BL Speaker	*1
Adapter	*1
User Manual	*1

— 2 —

Warning

— 3 —

An External Battery Extend Life Function



This product matched with external 1.2V storage battery connecting clamp, please according to red/black to connect the external storage battery's (+) (-) normal working after opening the power supply.

Battery Volume And Charging Indication

- Display battery symbol from the bottom up, the first light means battery volume remaining 20%, the second light means battery volume remaining 40%, the third light means battery volume remaining 60%, the last one means full of battery volume.
- Charging is needed when there is only last light on please use our adapter connect to city electric when charging, now the red light on the back of battery box will on, means the machine is charging, the red light will off when the battery is full.
- If the display battery symbol is flashing, the product will into low power self-protect status, the volume will stop to 70%.

Note: Please charging after turn off the machine, when you need charging when the machine turn on please turn down the volume, or the sound will be serious distortion, and prolong the charging time.

Warning

- Don't put this product under high temperature and wet environment and it will be worse when it is in the rain or crashed strongly.
- Please don't feel free to open the back cover, in case suffering from electric shock or any other accidents.
- If it needs to be fixed, please contact with our professional maintenance staff and ask them to deal with it.
- If fragments or liquids fall into device box, please cut off the power right away. And it can be used after professional staff checks it.
- When the device is not used, please turn the power off and pull out power plug.
- Device cannot get wet, and the things filled with liquids such as flower vase should not be put on the top of it.
- If the battery is incorrectly replaced then explosion would happen, so please replace it with the same type or equivalent type of battery.

FCC STATEMENT

- This device complies with Part 15 of the FCC Rules. Operation is subject to the following two conditions:
 - This device may not cause harmful interference and
 - This device must accept any interference received, including interference that may cause undesired operation.
- any Changes or modifications not expressly approved by the party responsible for compliance could void the user's authority to operate the equipment.

NOTE: This equipment has been tested and found to comply with the limits for a Class B digital device, pursuant to Part 15 of the FCC Rules. These limits are designed to provide reasonable protection against harmful interference in a residential installation. This equipment does cause harmful interference to radio or television reception, which can be determined by turning the equipment off and on, the user is encouraged to try to correct the interference by one or more of the following measures:

- Reorient or relocate the receiving antenna.
- Increase the separation between the equipment and receiver.
- Connect the equipment into an outlet on a circuit different from that to which the receiver is connected.
- Consult the dealer or an experienced radio/TV technician for help.

FCC Radiation Exposure Statement

This equipment complies with FCC radiation exposure limits set forth for an uncontrolled environment. This equipment should be installed and operated with minimum distance 20cm between the radiator & your body.

Specification

Power Output	30W
Speaker Size	10740*113740*11
R. Frequency	90Hz-200Hz
SIN Ratio	≥ 40 dB
Power Supply	100-240V ; 50/60 Hz, 0.3A Max
Adapter Output	13.5V ± 1.5A
Dimension	W203*H160*D285 mm W146*H237 * 112*2N

Packing

TS-83110BL Speaker	*1
Adapter	*1
User Manual	*1

— 2 —

Warning

— 3 —

封底