



**RAND
MCNALLY**



Tire Pressure Monitoring System

User Manual



FCC Compliance Statement

This device complies with part 15 of the FCC rules. Operation is subject to the following two conditions: (1) this device may not cause harmful interference, and (2) this device must accept any interference received, including interference that may cause undesired operation. This equipment has been tested and found to comply with the limits for a Class B digital device, pursuant to part 15 of the FCC rules. These limits are designed to provide reasonable protection against harmful interference in a residential installation. This equipment generates, uses, and can radiate radio frequency energy and may cause harmful interference to radio communications if not installed and used in accordance with the instructions. However, there is no guarantee that interference will not occur in a particular installation. If this equipment does cause harmful interference to radio or television reception, which can be determined by turning the equipment off and on, the user is encouraged to try to correct the interference by one of the following measures:

- Reorient or relocate the receiving antenna.
- Increase the separation between the equipment and the receiver.
- Connect the equipment into an outlet that is on a different circuit from the device.
- Consult the dealer or an experienced radio/TV technician for help.

IC Compliance Statement

This device complies with Part 15 of the FCC Rules and Industry Canada license-exempt RSS standard(s). Operation is subject to the following two conditions:

1. This device may not cause interference, and
2. This device must accept any interference, including interference that may cause undesired operation of the device.

This Class B digital apparatus complies with Canadian ICES-003.

IC Caution

Intentional or unintentional changes or modifications to the equipment not expressly approved by Rand McNally could void the user's authority to operate the equipment.

IC attestation de conformité

Ce dispositif est conforme à la norme FCC Partie 15 et aux norme(s) RSS permis-exempte(s) d'Industrie Canada. L'opération est soumise aux deux conditions suivantes:

1. Ce dispositif ne peut pas provoquer d'interférence nocive et
2. Ce dispositif doit accepter toute interférence reçue, y compris les interférences qui peuvent causer un mauvais fonctionnement du dispositif.

Cet appareil numérique de la classe B est conforme à la norme NMB-003 du Canada.

Attention

Les changements ou modifications à l'équipement, que ce soient intentionnelles ou non, non expressément approuvés par Rand McNally pourraient annuler l'autorisation de l'utilisateur à utiliser cet équipement.

Download the TPMS App

Download the app to the device you would like to use.

Scan to download



NOTE: For Rand McNally devices, the app is available in the Rand McNally Market.

About Tire Pressure

When you first install the app, it will ask you to specify the correct tire pressure. Check the vehicle owner's manual to find the correct air pressure for your specific tires. For new cars, the air pressure should also be listed on the tire placard attached to the driver's side door jamb. In older cars, the tire pressure is usually on the rear edge of the passenger door, glove box door, fuel door, trunk lid, or center console lid.

The following chart lists some standard vehicle tire pressures and upper and lower limits of $\pm 20\%$.

Max PSI (+20%)	36	37.2	38.4	39.6	40.8	42
PSI	30	31	32	33	34	35
Min PSI (-20%)	24	24.8	25.6	26.4	27.2	28

Box Contents

- 1 Receiver
- 2 4 tire sensors
- 3 Vehicle charger with USB cable
- 4 4 locking hex nuts (optional)
- 5 Hex wrench



Install the Tire Sensors

To install the tire sensors:

1. Unscrew the valve cap on the tire inflation stem.
2. Screw the locking nut on to the tire inflation stem. (Optional: The locking nuts prevent the sensors from being removed without the included hex wrench.)
3. Screw the sensor on to the top of its corresponding tire inflation stem. Each sensor has an identification label (LF, LR, RF, RR) that corresponds to a specific tire.

LF: left front **RF:** right front

LR: left rear **RR:** right rear

4. Use the wrench to tighten the locking nut up against the sensor.
5. Check for air leaks. Fill a spray bottle with soapy water and spray the area. If there is a leak, air bubbles will escape.
6. Repeat this procedure for the remaining three tires.


Pair the Receiver with Your Tablet or Smartphone

To pair the TPMS receiver with your tablet or smartphone:

1. Press and hold **SET** on the receiver to turn it on. A blue light will display. The tire sensor status bar will flash red and the transmitter will begin to beep. (The beeping noise will stop after several seconds, but the red light will continue to flash.) The receiver must be on to receive alerts and/or view the tire pressure on your smartphone or tablet.
2. From your tablet or smartphone, open the settings screen and tap **Bluetooth**. TPMS should display under available devices.
3. Tap **TPMS**. A bluetooth pairing request screen will display.
4. Enter the **PIN 1234** and tap **OK** to complete the pairing request.

NOTE: After the receiver is paired with your tablet or smartphone, it will automatically transmit information whenever both devices are on and Bluetooth is enabled. You will not need to pair the devices again unless you unpair them.

NOTE: TBD charging receiver.

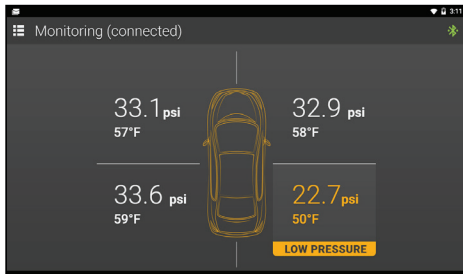
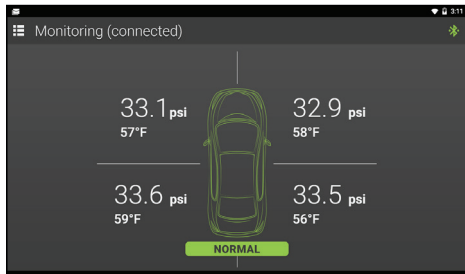
The menu icon  is located in the top left corner of the screen. Tap the menu icon to access the following features:

- Pressure/Temperature – Displays the tire pressure and temperature.
- Battery life – Shows the remaining battery life in each of the four sensors.
- Switch sensors – Shows the alphanumeric ID for each sensor. Tap and hold any ID and drag it to another location to switch the tire associated with that sensor.
- Find sensors – Resets the sensors. The app will search for each sensor and display its ID when it is discovered.
- Settings
- About

Pressure/Temperature

When the pressure and temperature of each tire are within the limits specified in Settings, the car appears in green, labelled “Normal.”

When there is a low tire or other problem, a descriptive warning appears in orange. Dashes indicate that the receiver is unable to get a signal from the sensor. The sensor may be loose or the battery may need to be replaced. An alert will sound until the problem is corrected.



- 1 Paired TPMS Receiver** – Indicates device ID.
- 2 Notifications** – Set notifications separately for pressure alerts, temperature alerts, and weekly reminders to check tire pressure by opening the app and pairing to the receiver.
- 3 Units** – Select units of measurement for pressure and temperature
- 4 Current settings** – Adjust the sliders to change the ideal tire pressure settings.
- 5 Advanced** – Tap to adjust the upper and lower tire pressure thresholds, and to set the tire temperature upper limit.



Replace Sensor Batteries

Tap **Battery life** in the Menu to view the remaining battery life in the sensors.

To replace a low or dead battery:

1. Unscrew the battery cap from the sensor. You may need to use a small wrench or pliers.
2. Insert a 3V coin cell battery into the battery holder with the positive side facing up.
3. Replace the battery cap and reinstall the sensor on the tire.

Warnings, End-User License Agreement, and Warranty

Safe Driving Practices

The tire pressure monitoring system is a valuable safety device. However, the tire pressure monitoring system should always be used in combination with your best judgment and common sense while operating your vehicle. Never attempt to adjust or handle the tire pressure monitoring system or any of its accessories while driving. Pull over and park in a safe and legal manner before making any adjustments to or handling the tire pressure monitoring system or any of its accessories.

End-User License Agreement

Rand McNally hereby grants you ("User") a single-user non-exclusive, non-transferable license to use the Rand McNally tire pressure monitoring system (hereinafter referred to as the "product" (including software)) for User's own business or personal use and not for resale or sublicensing.

This product and the software incorporated in it and related documentation are furnished under license and may be used only in accordance with this license agreement. Except as permitted by such license, the contents of this product and software may not be disclosed to third parties, copied or duplicated in any form, in whole or in part, without the prior written permission of Rand McNally. This product and software contain proprietary and confidential information of Rand McNally and its licensors. Rand McNally grants User a limited license for use of this product and the software incorporated in the product for its normal operation. By using the product, User acknowledges that the product and software are the property of Rand McNally and its licensors and are protected by U.S. copyright, trademark and patent laws and international treaties.

THE USER MAY NOT:

Copy, loan or otherwise transfer or sublicense the product, its software or content.

Modify, or adapt the product in any way, or decompile, disassemble, reverse engineer or reduce to human readable form the product and software incorporated therein.

Alter, remove or obscure any copyright notice, trademark notice, or proprietary legend from the product, its software or content.

This license will terminate automatically if User fails to comply with any of the terms of this license and User agrees to stop using the product. Rand McNally may revise or update the product and is not obligated to furnish any revisions or updates to User.

WARNING: This product contains chemicals known to the State of California to cause cancer and/or other harm.

Warnings, End-User License Agreement, and Warranty

Warranty

RM Acquisition, LLC d/b/a Rand McNally warrants that the product, and the component parts thereof, will be free of defects in workmanship and materials for a period of one (1) year from the date of purchase. This warranty may be enforced only by the first consumer purchaser ("Customer"), provided that the product is utilized within the U.S.A. or Canada.

Rand McNally will, without charge, repair or replace (with a new or newly reconditioned unit), at its option, defective products or component parts. For repair or replacement of defective products, Customer must contact Rand McNally at 877-446-4863 for return authorization and instructions. Customer will be required to provide proof of date of first Customer purchase, such as a duplicate copy of the original sales receipt, for the warranty to be valid. The Customer must pay any initial shipping charges required to ship the product for warranty service, but the return charges will be at Rand McNally's expense, if the product is repaired or replaced under warranty.

Repairs or replacements have a 90-day warranty. If the product returned is still under its original warranty, then the new warranty is 90 days from the date of repair or replacement or to the end of the original one (1) year warranty, whichever is longer.

This warranty gives the Customer specific rights. Other rights may be available to Customer which vary from state to state.

Exclusions: This limited warranty does not apply: (1) to any product damaged by accident; (2) in the event of misuse or abuse of the product or as a result of unauthorized alterations or repairs; (3) if the serial number has been altered, defaced or removed; or (4) if the owner of the product resides outside of the U.S.A. or Canada.

Caution: Rand McNally disclaims any and all express, implied or statutory warranties, including any implied warranty of merchantability or fitness for a particular purpose. It is the user's responsibility to use this product prudently and in accordance with the product documentation.

RAND MCNALLY AND ITS LICENSORS DO NOT MAKE ANY OTHER WARRANTY OR REPRESENTATION, EITHER EXPRESS OR IMPLIED, WITH RESPECT TO THE PRODUCT, INCLUDING ANY WARRANTY AS TO QUALITY, PERFORMANCE, TITLE OR NON-INFRINGEMENT. IN NO EVENT WILL RAND MCNALLY OR ITS LICENSORS BE LIABLE FOR ANY INDIRECT, SPECIAL, INCIDENTAL, OR CONSEQUENTIAL DAMAGES ARISING OUT OF THE INSTALLATION, USE OR INABILITY TO USE THE PRODUCT, EVEN IF ADVISED OF THE POSSIBILITY OF SUCH DAMAGES.

Some states do not allow limitations on how long an implied warranty lasts and/or do not allow the exclusion or limitation of incidental or consequential damages, so the above limitations may not apply to some consumers.

The Bluetooth word mark is a registered trademark owned by Bluetooth SIG, Inc., and any use of such mark is under license.

©2016 Rand McNally. All rights reserved. Rand McNally and the Rand McNally globe logo are registered trademarks of RM Acquisition, LLC d/b/a Rand McNally.



Support

randmcnally.com/support

800-333-0136

