

Reference Guide







RTX8631, RTX8632, RTX8633

Unit register to RTX8663 Base for operation.
Detail setting please refer to RTX8663 Base related guideline.









Package Contents

- RTX8631/RTX8632/RTX8633 DECT Handset
- Battery
- Belt clip(incl.name plate cover)
- This Reference Guide
- Additional Information sheet

Main Menu Items

	Contacts
	Central Directory
	Calls
	Settings
	Messaging
	Accessories

Top Line Icons

	Signal strength
	Battery status
	Ringer off
	Microphone muted
	Keypad locked
	Alarm set
	Missed call
	Voice Mail present indication

GETTING STARTED

Turning the phone on and off

Press and hold  for a few seconds.









Activating your phone

When the display of your phone is dark, press any key to activate your phone (phone in **Idle** mode).


Lock/unlock your phone

Press  and then  (toggle function).

Make a call

1. Press  and then type the number you want to reach **OR**
2. Press  and then type the number you want to reach (speakerphone call) **OR**
3. Type the number you want to reach and then  or  **OR**
4. Press soft key  or  , select the required contact and press soft key **Call** ,  or .




Answer a call

Press  or, for speakerphone call, .

End a call

Press .



Make an enquiry call

During a call, press  and dial the number of the party you want to consult. Press  to toggle between the two parties.
Press  to transfer the call.

Change the volume

During a call, press "Volume up" or "Volume down" on the side of the phone.


Use the speakerphone

During a call, press ; to deactivate: press  again.





Mute the microphone during a call

Press soft key **Mute** . To turn the microphone on again, press soft key **Unmute** .

Assigning a contact to a speed dialling key



In **Idle** mode, press soft key  , select the contact you want to assign to a speed dialling key and press soft key **More** . Choose **Speed dial** and press soft key **Select** .
Use the navigation keys to scroll to the appropriate number (2..9) and press soft key **Add** .


Register the handset

In **Idle** mode, press , use the navigation keys to select  and press soft key **Select** .
Use the navigation keys to select  (*Connectivity*) and press soft key **Select** . Use the navigation keys to select  (*Register*) and press soft key **Select** .
Enter the requested registration information (contact your System Administrator for this).
Wait for the registration to be completed.









MENU FUNCTIONS

Using the menu








In **Idle** mode, press  to access the main menu. Use the navigation keys to go to the required menu, menu tab and menu item. Use soft key **Select** (or press ) to select the chosen menu or menu item/tab. Other soft keys may provide additional options.








To go back one step in the menu or leave it altogether, press .








Menu list

1.  - Contacts
 -  List of contacts
2.  - Central Directory
 - Select required contact by name
3.  - Calls
 -  All calls
 -  Answered calls
 -  Dialed calls
 -  Missed calls













Actions on calls lists:

 - Call
 - View details
 - Save as contact
 - Add to contact
 - Edit before call
 - Delete
4.  - Settings
 -  General settings
 -  Time & Date
 -  Language (Supported: English, Spanish, German, French, Italian, Dutch, Danish, Swedish, Turkish, Polish & Norwegian)
 -  Shortcuts (to assign to the navigation keys)
 -  LED signal
 - Green LED
 - Yellow LED
 - Red LED
 -  Security
 - Automatic key lock
 - Change PIN
 - Proxy password
 - Phone lock

		Settings		Settings (general)		Time & Date	<ul style="list-style-type: none"> ➤ Time format ➤ Date format 	
						Language	<ul style="list-style-type: none"> ➤ English ➤ Español ➤ Deutsch ➤ Français ➤ Italiano ➤ Nederlands ➤ Português ➤ Dansk ➤ Svenska ➤ Türkçe ➤ Polski ➤ Norsk 	
						Shortcuts	<ul style="list-style-type: none"> ➤ Navigation keys 	
							LED signal	<ul style="list-style-type: none"> ➤ Green LED ➤ Yellow LED ➤ Red LED
							Security	<ul style="list-style-type: none"> ➤ Automatic keylock ➤ Change PIN ➤ Proxy password ➤ Phone lock

						Handset name	
						Reset settings	
						Status	
				Audio settings		Ring volume	
						Ring melody	
						Alert	

Menu list (continued)

Main Menu	Menu Item/Tab	Options (if any)
 Connectivity	 Register	
	 Deregister	
 Audio settings	Ring volume	➤ Seven steps from silent to loudest
	Ring melody	➤ Melody 1 .. 6
	 Alert volume	➤ Seven steps from silent to loudest
	 Alert tone	➤ Melody 1 .. 6
	 Vibrator	<ul style="list-style-type: none"> ➤ Off ➤ Vibrate then ring ➤ Vibrate only ➤ Vibrate and ring
	 Key sound	<ul style="list-style-type: none"> ➤ Silent ➤ Click ➤ Tone
	 Confirmation sound	<ul style="list-style-type: none"> ➤ On ➤ Off
	 Coverage warning	<ul style="list-style-type: none"> ➤ On ➤ Off
	 Charger warning	<ul style="list-style-type: none"> ➤ On ➤ Off
 Alarms	<ul style="list-style-type: none"> ➤ Alarm ➤ Recurrent alarm ➤ Snooze time 	<ul style="list-style-type: none"> ➤ On ➤ Off



Additional handset information RTX8631 / 8632 / 8633

Important safety information

Use Only power adaptor listed in the user instructions

Charge the battery or handset only in combination with RTX8631/8632/8633 DECT Handset Desktop Charger and the Ten Pao adaptor S008ACM0500200 or S008ACM0500100 that comes with the product.
Plug the Ten Pao adaptor S008ACM0500200 or S008ACM0500100 in a wall outlet socket near the equipment for easy access/removal of the Ten Pao adaptor S008ACM0500200 or S008ACM0500100.

Important battery information

CAUTION

Risk of explosion if battery is replaced by an Incorrect type.

DISPOSE OF USED BATTERIES ACCORDING TO THE INSTRUCTIONS.

Use Only Battery listed in the user instructions

This product uses rechargeable Lithium-Ion batteries 3.7V, 1100mAh. Only use batteries that come with the handset or dedicated spare batteries marked with "Battery Pack, RTR001F01". Do not use any other type, since this may present a risk of leakage, fire, explosion or other hazardous situation. For battery replacement or removal please remove the battery cover of the handset. Never disassemble, customize or short-circuit batteries. Do not place battery in fire or heat the battery. Charge battery only with RTX8631/8632/8633 Charger and the Ten Pao adaptor S008ACM0500200 or S008ACM0500100.

Sensitive Electronic Environment

Any radio-based equipment can potentially cause interference with other equipment and can be interfered from other equipment. This also applies for DECT equipment. However due to the very low transmission power level the chances for interference are very small. Research proves that operational DECT phones normally don't influence electronic equipment however some precautions must be taken into account for sensitive electronic equipment e.g. sensitive laboratory equipment. When DECT phones operate in straight nearness of sensitive electronic equipment incidental influence can appear. You are advised not to place the DECT phone on or close (less than 10cm) to this kind of equipment, even in standby mode. Please also use the other documentation supplied with the various parts of your telephone system.

Product disposal information

For countries in the European Union



The symbol depicted here has been affixed to your product in order to inform you that electrical and electronic products should not be disposed of as municipal waste.

Electrical and electronic products including the cables, plugs and accessories should be disposed of separately in order to allow proper treatment, recovery and recycling. These products should be taken to a designated facility where the best available treatment, recovery and recycling techniques are available. Separate disposal has significant advantages: valuable materials can be re-used and it prevents the dispersion of unwanted substances into the municipal waste stream. This contributes to the protection of human health and the environment.

Please be informed that a fine may be imposed for illegal disposal of electrical and electronic products via the general municipal waste stream. In order to facilitate separate disposal and environmentally sound recycling, arrangements have been made for local collection and recycling. In case your electrical and electronic products need to be disposed of please refer to your supplier or the contractual agreements that your company has made upon acquisition of these products.

For countries outside the European Union

Disposal of electrical and electronic products in countries outside the European Union should be done in line with the local regulations. If no arrangement has been made with your supplier, please contact the local authorities for further information.

Battery disposal information

Defect or exhausted batteries should never be disposed of as municipal waste. Return old batteries to the battery supplier, a licensed battery dealer or a designated collection facility. Do not incinerate batteries.

Regulatory information Europe

Declaration of conformity

български

С настоящото "RTX Products" декларира, че този "RTX8631/8632/8633" е в съответствие със съществените изисквания и други приложения разпоредби на Директивата за радиосъоръжения 2014/53/ЕС.

1





Česky

“RTX Products” tímto prohlašuje, že tento “RTX8631/8632/8633” je ve shodě se základními požadavky a dalšími příslušnými ustanoveními směrnice 2014/53/EU.

Dansk

Undertegnede “RTX Products” erklærer herved, at følgende udstyr “RTX8631/8632/8633” overholder de væsentlige krav og øvrige relevante krav i direktiv 2014/53/EU.

Deutsch

Hiermit erklärt “RTX Products”, dass sich das Gerät “RTX8631/8632/8633” in Übereinstimmung mit den grundlegenden Anforderungen und den übrigen einschlägigen Bestimmungen der Richtlinie 2014/53/EU befindet.

Eesti

Käesolevaga kinnitab “RTX Products” seadme “RTX8631/8632/8633” vastavust direktiivi 2014/53/EL põhinõuetele ja nimetatud direktiivist tulenevatele teistele asjakohastele sätetele.

English

Hereby, “RTX Products”, declares that this “RTX8631/8632/8633” is in compliance with the essential requirements and other relevant provisions of directive 2014/53/EU.

Español

Por medio de la presente “RTX Products” declara que el “RTX8631/8632/8633” cumple con los requisitos esenciales y cualesquiera otras disposiciones aplicables o exigibles de la Directiva 2014/53/UE.

Ελληνική

ΜΕ ΤΗΝ ΠΑΡΟΥΣΑ Η “RTX Products” ΔΗΛΩΝΕΙ ΟΤΙ “RTX8631/8632/8633” ΣΥΜΜΟΡΦΩΝΕΤΑΙ ΠΡΟΣ ΤΙΣ ΟΥΣΙΩΔΕΙΣ ΑΠΑΙΤΗΣΕΙΣ ΚΑΙ ΤΙΣ ΛΟΙΠΕΣ ΣΧΕΤΙΚΕΣ ΔΙΑΤΑΞΕΙΣ ΤΗΣ ΟΔΗΓΙΑΣ 2014/53/ΕΕ.

Français

Par la présente “RTX Products” déclare que l'appareil “RTX8631/8632/8633” est conforme aux exigences essentielles et aux autres dispositions pertinentes de la directive 2014/53/UE.

Hrvatski

Ovime, “RTX Products”, izjavljuje da je ovaj “RTX8631/8632/8633” u skladu s bitnim zahtjevima i drugim relevantnim odredbama Smjernice o radijskoj opremi 2014/53/EU.

Italiano

Con la presente “RTX Products” dichiara che questo “RTX8631/8632/8633” è conforme ai requisiti essenziali ed alle altre disposizioni pertinenti stabilite dalla direttiva 2014/53/UE.

Latviski

Ar šo “RTX Products” deklarē, ka “RTX8631/8632/8633” atbilst Direktīvas 2014/53/ES būtiskajām prasībām un citiem ar to saistītajiem noteikumiem.

Lietuvių

Šiuo “RTX Products” deklaruoją, kad šis “RTX8631/8632/8633” atitinka esminius reikalavimus ir kitas 2014/53/ES Direktyvos nuostatas.

Malti

Hawnhekk, “RTX Products”, jiddikjara li dan “RTX8631/8632/8633” jikkonforma mal-ħtiġijiet essenzjali u ma provvedimenti oħrajn relevanti li hemm fid-Dirrettiva 2014/53/UE.

Magyar

Alulírott, “RTX Products” nyilatkozom, hogy a “RTX8631/8632/8633” megfelel a vonatkozó alapvető követelményeknek és az 2014/53/EU irányelv egyéb előírásainak.

Nederlands

Hierbij verklaart “RTX Products” dat het toestel “RTX8631/8632/8633” in overeenstemming is met de essentiële eisen en de andere relevante bepalingen van richtlijn 2014/53/EU.

Polski

Niniejszym, “RTX Products” deklaruje, że “RTX8631/8632/8633” jest zgodny z wymaganiami i innymi warunkami Dyrektywy 2014/53/UE.

Português

“RTX Products” declara que este “RTX8631/8632/8633” está conforme com os requisitos essenciais e outras disposições da Directiva 2014/53/UE.

Rumunski

Prin urmare, “RTX Products”, declară că acest “RTX8631/8632/8633” respectă cerințele esențiale și alte prevederi relevante ale Directivei privind echipamentele radio 2014/53/UE.

Slovensko

“RTX Products” izjavlja, da je ta “RTX8631/8632/8633” v skladu z bistvenimi zahtevami in ostalimi relevantnimi določili direktive 2014/53/EU.





Slovensky

“RTX Products” týmto vyhlasuje, že “RTX8631/8632/8633” spĺňa základné požiadavky a všetky príslušné ustanovenia Smernice 2014/53/EU.

Suomi

“RTX Products” vakuuttaa täten että “RTX8631/8632/8633” tyypinen laite on direktiivin 2014/53/EU oleellisten vaatimusten ja sitä koskevien direktiivin muiden ehtojen mukainen.

Svenska

Härmed intygar “RTX Products” att denna “RTX8631/8632/8633” står i överensstämmelse med de väsentliga egenskapskrav och övriga relevanta bestämmelser som framgår av direktiv 2014/53/EU.

Intended use

These phones are designed for use with an RTX IP DECT phone network. Any other use is considered unintended use.



RTX Hong Kong Ltd
8/F Corporation Square
8 Lam Lok Street, Kowloon Bay,
Hong Kong

Regulatory information United States

Interference information:

Interference information:

This device complies with Part 15 of the FCC Rules. Operation is subject to the following two conditions: (1) this device may not cause harmful interference, and (2) this device must accept any interference received, including interference that may cause undesired operation.

NOTE: This equipment has been tested and found to comply with the limits for a Class B digital device, pursuant to Part 15 of the FCC Rules. These limits are designed to provide reasonable protection against harmful interference in a residential installation. This equipment generates uses and can radiate radio frequency energy and, if not installed and used in accordance with the instructions, may cause harmful interference to radio communications. However, there is no guarantee that interference will not occur in a particular installation. If this equipment does cause harmful interference to radio or television reception, which can be determined by turning the equipment off and on, the user is encouraged to try to correct the interference by one of more of the following measures:

- Reorient or relocate the receiving antenna.
- Increase the separation between the equipment and receiver.
- Connect the equipment into an outlet on a circuit different from that to which the receiver is connected.
- Consult the dealer or an experienced radio/TV technician for help.

Modifications not expressly approved by RTX Products could void the user's authority to operate the equipment. Privacy of communication may not be ensured when using this equipment.





Exposure to Radio Frequency (RF) Signals

This phone is a radio transmitter and receiver. It is designed and manufacturer not to exceed the emission limits for exposure to radio frequency (RF) energy set by the Federal Communications Commission (FCC) of the U.S. Government. These limits are part of comprehensive guidelines and establish permitted levels of RF energy for the general population. The guidelines are based on the safety standards previously set by both U.S. and international standards bodies. These standards include a substantial safety margin designed to assure the safety of all persons, regardless of age and health. This device and its antenna must not be co-located or operating in conjunction with any other antenna or transmitter.

This product has been shown to be capable of compliance for localized specific absorption rate (SAR) for uncontrolled environment/general population exposure limits specified in ANSI/IEEE Std. C95.1-1992 and had been tested in accordance with the measurement procedures specified in FCC/OET Bulletin 65 Supplement C (2001) and IEEE 1528-2003"

For body worn operation, this handset has been tested and meets the FCC RF exposure guidelines when used with the (RTX) accessories supplied or designated for this product. Use of other accessories may not ensure compliance with FCC RF exposure guidelines.

Regulatory information Canada

ISED SAR statement

This device complies with Innovation, Science, and Economic Development Canada licence-exempt RSS standard(s). Operation is subject to the following two conditions:

- (1) this device may not cause interference, and
- (2) this device must accept any interference, including interference that may cause undesired operation of the device.

Le présent appareil est conforme aux CNR d' Innovation, Sciences et Développement économique Canada applicables aux appareils radio exempts de licence.

L'exploitation est autorisée aux deux conditions suivantes :

- (1) l'appareil ne doit pas produire de brouillage, et*
- (2) l'utilisateur de l'appareil doit accepter tout brouillage radioélectrique subi, même si le brouillage est susceptible d'en compromettre le fonctionnement.*

Privacy of communications may not be ensured when using this equipment.

ISED SAR Warning

The device has been tested and compliance with SAR limits, users can obtain Canadian information on RF exposure and compliance

Le présent appareil est conforme

Après examen de ce matériel aux limites DAS et/ou aux limites d'intensité de champ RF, les utilisateurs peuvent sur l'exposition aux radiofréquences et la conformité and compliance d'acquérir les informations correspondantes

This Class B digital apparatus complies with Canadian ICES-003

CET appareil numérique de la classe B est conforme à la norme NMB-003 du Canada

This product meets the applicable Industry Canada technical specifications. / Le présent matériel est conforme aux spécifications techniques applicables d'Industrie Canada.



CS03 Warning

This product meets the applicable Innovation, Science, and Economic Development Canada technical specifications.
Le présent matériel est conforme aux spécifications techniques applicables d'Innovation, Sciences et Développement économique Canada.

The Ringer Equivalence Number (REN) is an indication of the maximum number of devices allowed to be connected to a telephone interface. The termination of an interface may consist of any combination of devices subject only to the requirement that the sum of the RENs of all the devices not exceed five. / L'indice d'équivalence de la sonnerie (IES) sert à indiquer le nombre maximal de terminaux qui peuvent être raccordés à une interface téléphonique. La terminaison d'une interface peut consister en une combinaison quelconque de dispositifs, à la seule condition que la somme d'indices d'équivalence de la sonnerie de tous les dispositifs n'excède pas cinq.