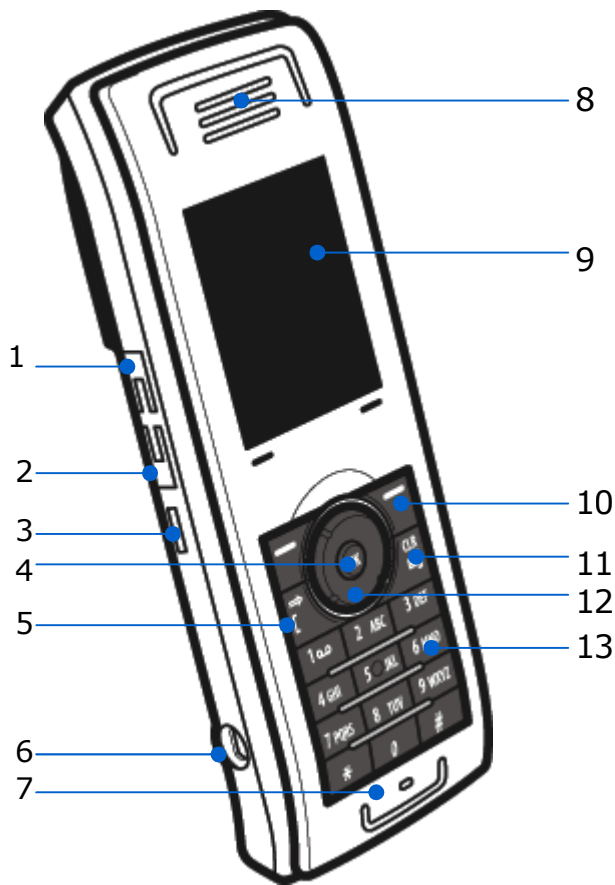
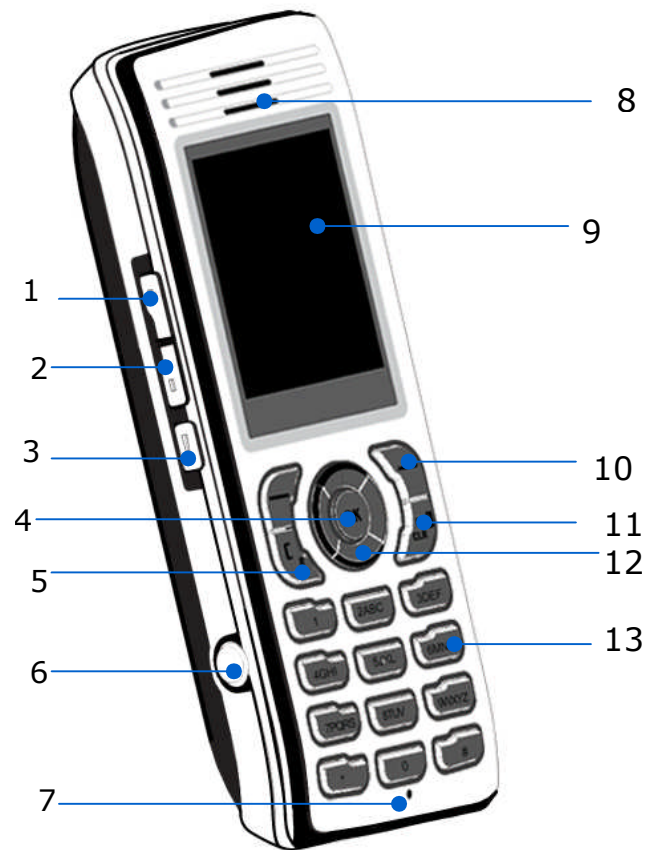


Reference Guide G355 / G955 / I755s / I755d



G355/ G955



I755s / I755d

1. Volume up key
2. Volume down key
3. SOS key
4. OK key
5. Off hook/enquiry (green phone key)
6. Headset jack connector
7. Microphone
8. Earpiece
9. Color display
10. Soft keys
11. On hook/clear/power (red phone key)
12. Navigational keys
(Up/Right/Down/Left Nav. Key)
13. Keypad (0-9, *, #)

keys 1-9: long press for speed dialling (if programmed).

*: used in text editor to enter a star symbol and special characters, or to insert pause in dial mode.

0: used in text editor to enter space and special characters.

#: used in text editor to capitalize letters and type numbers. Long press activates the silent mode.

Package Contents:

G355 / G955

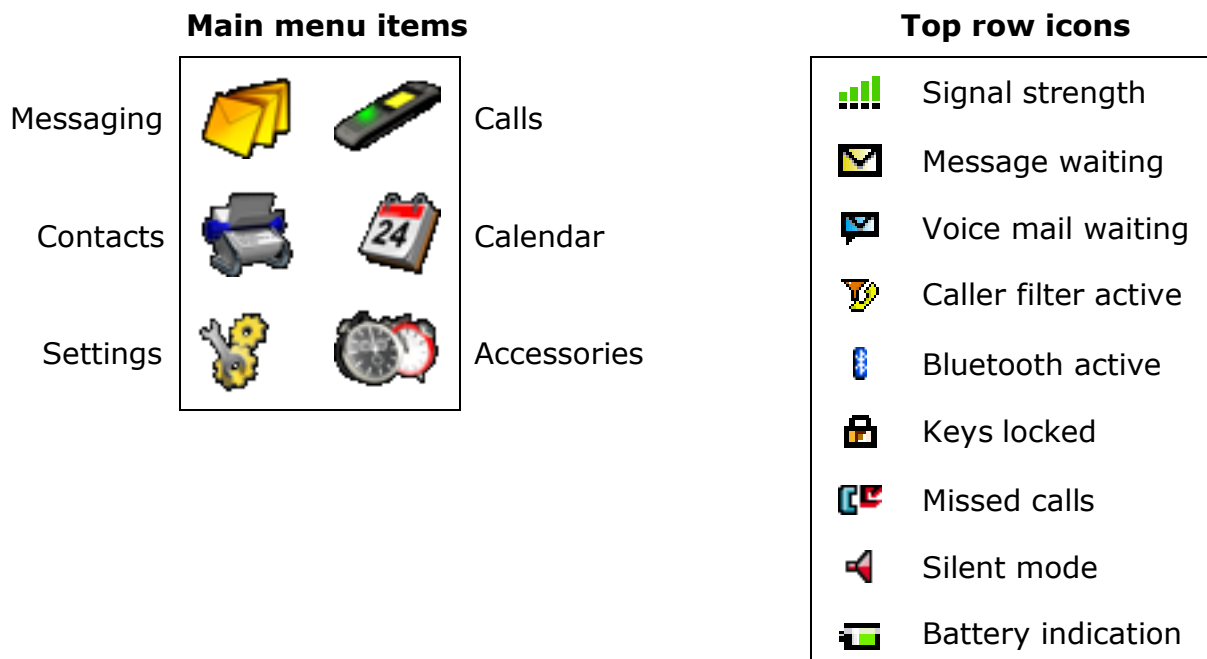
Handset
Battery
2 Belt clips

Removing tool

I755s / I755d

Handset
Battery
Belt clip (attached to handset)

Belt clip cover



GETTING STARTED

Turning the phone on and off

Press and hold the **Red phone** key for a few seconds.

Lock/unlock your phone

In **Idle** mode, press the **Ok** key, and then press the **Lock** soft key.

To unlock, press the **Ok** key, and then press the **Unlock** soft key.

Make a call

In **Idle** mode, type the number you want to dial, and then press the **Green phone** key.

Answer a call

Press the **Green phone** key.

End a call

Press the **Red phone** key.

Reject a call

Press the **Reject** soft key.

Make an enquiry call (also known as broker call)

During a call, press the **Green phone** key and dial the number of the party you want to consult. You can toggle between the two parties, by pressing the **Green phone** key.

To transfer the first call to the enquiry call party, press the **Red phone** key.

Change the volume

During a call, press the **volume up** or **volume down** buttons on the side of the phone.

Use the speakerphone

During a call, press the **Spk on** soft key. To deactivate: press the **Spk off** soft key.

Mute a call

During a call, press the **Mute** soft key. To turn the microphone on again, press the **Unmute** soft key.

Listen to voicemail messages

In **Idle** mode, press the **Menu** soft key, choose **Messaging, Inbox**, select **Listen to voicemail**, and then scroll to the required message. Press the **Select** soft key.

Note: You may need to enter your voicemail number first.

Write a text message (G955 only)

In **Idle** mode, press the **Menu** soft key, choose **Messaging, New and draft**. Now you can enter text.

Make a shortcut

In **Idle** mode, press the **Menu** soft key, choose **Settings, General**, and select **Shortcuts**. Now you can assign a function to one of the navigational keys.

Make a speed dialling key

In **Idle** mode, press the **Menu** soft key, choose **Contacts**.

Select the contact that you want to assign and press the **More** soft key.

Choose **Speed dial** and press **OK**.

Scroll to the speed dialling key number that you want and press the **Add/Replace** soft key. (If a number has already been assigned to this key, it will be replaced.)

Register the handset

In **Idle** mode, press the **Menu** soft key, choose **Settings, Connectivity, Register**.

Select the required base, **OK**.

Enter the Park code, **OK/Skip**. *If only one DECT system is available, then just press Skip.*

Enter the PIN code, **OK**. *The PIN is generated by the DECT Manager.*

Enter Network Name, **Save**. *This will be shown on the idle display.*

Enter Number, **Save**. *This is the phone number assigned to the DECT handset.*

REMOVING TOOL (G355 and G955 only)

①

②

③

④



MENU FUNCTIONS

Using the menu

There are 6 menus, all of which you access from the Main menu. A menu may have several tabs. Use the navigational keys to go to the required tab. The soft keys may provide you with additional options.

To enter the main menu: in **Idle** mode, press the **Menu** key. To leave a menu, press the **Red phone** key.

Menu list

1. Messaging

- New and draft ¹⁾
- Inbox ¹⁾
- Sent messages ¹⁾
- Settings
 - Overwrite old ¹⁾
 - Sent messages ¹⁾
 - Voicemail number
 - Display
 - Auto answer msg
 - Silent answer msg

2. Calls

- All
- Answered
- Dialed
- Missed

3. Contacts

- Private
 - New contact
- Central directory

4. Calendar

5. Settings

- General
 - Profiles
 - Select profile
 - Edit profile
 - Reset profiles
 - Time & date
 - Time
 - Date
 - Language
 - Shortcuts
 - Left nav. key
 - Up nav. key
 - Right nav. key
 - Down nav. key
 - LED signal
 - LED signal off
 - Missed VIP call
 - Low battery
 - Security
 - Phone lock
 - Automatic keylock
 - Change PIN code
 - Proxy password
 - Handset name
 - Reset settings²⁾
 - Reset memory card (*optional*)
 - Status
- Sounds & alerts
 - Ring volume
 - Ring external
 - Ring internal
 - Ring unknown call

- Ring normal msg. ¹⁾
- Ring urgent msg. ¹⁾
- Ring emergency ¹⁾
- Increasing ring
- Alert volume
- Alert tone
- Increasing alert
- Vibrator ¹⁾
- Key sound
- Confirmation sound
- Coverage warning
- Charger warning
- Ring pattern times
- Display
 - Wallpaper
 - Themes
 - Start up screen
 - Power save
- Calls
 - Units
 - Call time
 - Message count
 - Answer mode
 - Normal
 - Any key
 - Automatic
 - Caller filter ¹⁾
 - Mode
 - List
 - Emergency call
 - Message
 - Number
 - Mandown call ³⁾
 - Mode
 - Message
 - Number
 - Auto answer
 - Delay
 - Prealarm time
 - Silent charging
- Connectivity
 - Register
 - Deregister
 - Network select
 - Bluetooth (*optional*) ¹⁾
 - Enabled/Disabled
 - Search for devices
 - Paired devices

6. Accessories

- Calculator
- Stopwatch
- Alarms
 - Alarm
 - Recurrent alarm

¹⁾ This menu item is only available on the G955 and then I755s / I755d.

²⁾ This resets menu settings to their original values but has no effect on your contacts etc.

³⁾ This menu item is only available on the I755s / I755d.

Additional Information I755s/I755d/I755 Multi charger rack



Important safety information

Charge the battery or handset only in combination with I755s/I755d DECT Handset Desktop charger and the TEN PAO AC/DC adaptor S008CM1200040 that comes with the product or with the I755 Multi-charger rack and the TEN PAO AC/DC adaptor S040EM1200250. Plug the TEN PAO AC/DC adaptor S008CM1200040 or TEN PAO AC/DC adaptor S040EM1200250 in a wall outlet socket near the equipment for easy access/removal of the AC/DC adaptor.

Important battery information

This product uses rechargeable Lithium-Ion batteries 3.7V, 650mAh. Only use batteries that come with the handset or dedicated spare Shenzhen Bak Technology Co., Ltd batteries marked with "Battery Pack for I755". CAUTION: Risk of explosion if battery is replaced by an incorrect type. Dispose of used batteries according to the instructions. For battery replacement or removal please unlock the battery knob on the battery. Never disassemble, customize or short-circuit batteries. Do not place battery in fire or heat the battery. Charge the battery or handset only in combination with I755s/I755d Desktop charger and the TEN PAO AC/DC adaptor S008CM1200040 that comes with the product or with the I755 Multi - charger rack and the TEN PAO AC/DC adaptor S040EM1200250

Sensitive Electronic Environment

Any radio-based equipment can potentially cause interference with other equipment and can be interfered from other equipment. This also applies for DECT equipment. However due to the very low transmission power level the chances for interference are very small. Research proves that operational DECT phones normally don't influence electronic equipment however some precautions must be taken into account for sensitive electronic equipment e.g. sensitive laboratory equipment. When DECT phones operate in straight nearness of sensitive electronic equipment incidental influence can appear. You are advised not to place the DECT phone on or close (less than 10cm) to this kind of equipment, even in standby mode. Please also use the other documentation supplied with the various parts of your telephone system.

1

Additional information I755s/I755d/I755 Multi charger rack

Product disposal information

For countries in the European Union



The symbol depicted here has been affixed to your product in order to inform you that electrical and electronic products should not be disposed of as municipal waste.

Electrical and electronic products including the cables, plugs and accessories should be disposed of separately in order to allow proper treatment, recovery and recycling. These products should be taken to a designated facility where the best available treatment, recovery and recycling techniques are available. Separate disposal has significant advantages: valuable materials can be re-used and it prevents the dispersion of unwanted substances into the municipal waste stream. This contributes to the protection of human health and the environment.

Please be informed that a fine may be imposed for illegal disposal of electrical and electronic products via the general municipal waste stream. In order to facilitate separate disposal and environmentally sound recycling, arrangements have been made for local collection and recycling. In case your electrical and electronic products need to be disposed of please refer to your supplier or the contractual agreements that your company has made upon acquisition of these products.

At www.nec-philips.com/weee you can find information about separate disposal and environmentally sound recycling.

For countries outside the European Union

Disposal of electrical and electronic products in countries outside the European Union should be done in line with the local regulations. If no arrangement has been made with NEC Philips Unified Solutions or your supplier, please contact the local authorities for further information.

Battery disposal information

Defect or exhausted batteries should never be disposed of as municipal waste. Return old batteries to the battery supplier, a licensed battery dealer or a designated collection facility. Do not incinerate batteries.

2

Additional information I755s/I755d/I755 Multi charger rack

Regulatory information Europe

Declaration of conformity

Česky

"NEC Philips Unified Solutions" tímto prohlašuje, že tento "I755s/I755d" je ve shodě se základními požadavky a dalšími příslušnými ustanoveními směrnice 1999/5/EC. <http://www.nec-philips.com/doc>

Dansk

Undertegnede "NEC Philips Unified Solutions" erklærer herved, at følgende udstyr "I755s/I755d" overholder de væsentlige krav og øvrige relevante krav i direktiv 1999/5/EF. <http://www.nec-philips.com/doc>

Deutsch

Hiermit erkläre "NEC Philips Unified Solutions", dass sich das Gerät "I755s/I755d" in Übereinstimmung mit den grundlegenden Anforderungen und den übrigen einschlägigen Bestimmungen der Richtlinie 1999/5/EG befindet. <http://www.nec-philips.com/doc>

Eesti

Käesolevaga kinnitab "NEC Philips Unified Solutions" seadme "I755s/I755d" vastavust direktiivi 1999/5/EÜ põhinõuetele ja nimetatud direktiivist tulenevatele täiسته asjakohastele sätetele. <http://www.nec-philips.com/doc>

English

Hereby, "NEC Philips Unified Solutions", declares that this "I755s/I755d" is in compliance with the essential requirements and other relevant provisions of Directive 1999/5/EC. <http://www.nec-philips.com/doc>

Español

Por medio de la presente "NEC Philips Unified Solutions" declara que el "I755s/I755d" cumple con los requisitos esenciales y cualesquiera otras disposiciones aplicables o exigibles de la Directiva 1999/5/CE. <http://www.nec-philips.com/doc>

Ελληνική

ΜΕ ΤΗΝ ΠΑΡΟΥΣΑ Η ΝΕC PHILIPS ΕΝΟΠΟΙΗΜΕΝΕC ΛΥCΕΙC ΔΗΛΩΝΕΙ ΟΤΙ "I755s/I755d" ΣΥΜΜΟΡΦΩΝΕΤΑΙ ΠΡΟC ΤΙC ΟΥCΙΩΔΕΙC ΑΠΑΙΤΗCΕΙC ΚΑΙ ΤΙC ΛΟΙΠΕC CΧΕΤΙΚΕC ΔΙΑΤΑΞΕΙC ΤΗC ΟΔΗΓΙΑC 1999/5/ΕΚ. <http://www.nec-philips.com/doc>

Français

Par la présente "NEC Philips Unified Solutions" déclare que l'appareil "I755s/I755d" est conforme aux exigences essentielles et aux autres dispositions pertinentes de la directive 1999/5/CE. <http://www.nec-philips.com/doc>

3

Additional information I755s/I755d/I755 Multi charger rack

Regulatory information

Europe

Declaration of conformity

Íslenska

Hér með lýsir "NEC Philips Unified Solutions" yfir því að "I755s/I755d" er í samræmi við grunnkröfur og aðrar kröfur, sem gerðar eru í tilskipun 1999/5/EC. <http://www.nec-philips.com/doc>

Italiano

Con la presente "NEC Philips Unified Solutions" dichiara che questo "I755s/I755d" è conforme ai requisiti essenziali ed alle altre disposizioni pertinenti stabilite dalla direttiva 1999/5/CE. <http://www.nec-philips.com/doc>

Latviski

Ar šo "NEC Philips Unified Solutions" deklarē, ka "I755s/I755d" atbilst Direktīvas 1999/5/EK būtiskajām prasībām un citiem ar to saistītajiem noteikumiem. <http://www.nec-philips.com/doc>

Lietuvių

Šiuo "NEC Philips Unified Solutions" deklaruojama, kad šis "I755s/I755d" atitinka esminius reikalavimus ir kitas 1999/5/EB Direktyvos nuostatas. <http://www.nec-philips.com/doc>

Malti

Hawnhekk, "NEC Philips Unified Solutions", jiddikjara li dan "I755s/I755d" jikkonforma mal-htigijiet essenzjali u ma provvedimenti oħrajn rilevanti li hemm fid-Direttiva 1999/5/EC. <http://www.nec-philips.com/doc>

Magyar

Alulírott, "NEC Philips Unified Solutions" nyilatkozom, hogy a "I755s/I755d" megfelel a vonatkozó alapvető követelményeknek és az 1999/5/EC irányelv egyéb előírásainak. <http://www.nec-philips.com/doc>

Nederlands

Hierbij verklaart "NEC Philips Unified Solutions" dat het toestel "I755s/I755d" in overeenstemming is met de essentiële eisen en de andere relevante bepalingen van richtlijn 1999/5/EG. <http://www.nec-philips.com/doc>

Norsk

"NEC Philips Unified Solutions" erklærer herved at utstyret "I755s/I755d" er i samsvar med de grunnleggende krav og øvrige relevante krav i direktiv 1999/5/EF. <http://www.nec-philips.com/doc>

4

Additional information I755s/I755d/I755 Multi charger rack

Regulatory information

Europe

Declaration of conformity

Polski

Niniejszym, "NEC Philips Unified Solutions" deklaruje, że "I755s/I755d" jest zgodny z wymaganiami i innymi warunkami Dyrektywy 1999/5/EC.
<http://www.nec-philips.com/doc>

Português

"NEC Philips Unified Solutions" declara que este "I755s/I755d" está conforme com os requisitos essenciais e outras disposições da Directiva 1999/5/CE.
<http://www.nec-philips.com/doc>

Slovensko

"NEC Philips Unified Solutions" izjavlja, da je ta "I755s/I755d" v skladu z bistvenimi zahtevami in ostalimi relevantnimi določili direktive 1999/5/ES.
<http://www.nec-philips.com/doc>

Slovensky

"NEC Philips Unified Solutions" týmto vyhlasuje, že "I755s/I755d" spĺňa základné požiadavky a všetky príslušné ustanovenia Smernice 1999/5/ES.
<http://www.nec-philips.com/doc>

Suomi

"NEC Philips Unified Solutions" vakuuttaa täten että "I755s/I755d" tyyppinen laite on direktiivin 1999/5/EY oleellisten vaatimusten ja sitä koskevien direktiivin muiden ehtojen mukainen.
<http://www.nec-philips.com/doc>

Svenska

Härmed intygar "NEC Philips Unified Solutions" att denna "I755s/I755d" står i överensstämmelse med de väsentliga egenskapskrav och övriga relevanta bestämmelser som framgår av direktiv 1999/5/EG.
<http://www.nec-philips.com/doc>

NEC PHILIPS Unified Solutions

Anton Philipsweg 1
1223 KZ Hilversum
The Netherlands

CE 0979

Regulatory information United States

Interference information:

This device complies with Part 15 of the FCC Rules. Operation is subject to the following two conditions: (1) this device may not cause harmful interference, and (2) this device must accept any interference received, including interference that may cause undesired operation.

The I755s/I755d Desktop Charger and the I755 Multi charger rack comply with Part 18 of the FCC Rules

NOTE: This equipment has been tested and found to comply with the limits for a Class B digital device, pursuant to Part 15 of the FCC Rules. These limits are designed to provide reasonable protection against harmful interference in a residential installation. This equipment generates, uses and can radiate radio frequency energy and, if not installed and used in accordance with the instructions, may cause harmful interference to radio communications. However, there is no guarantee that interference will not occur in a particular installation. If this equipment does cause harmful interference to radio or television reception, which can be determined by turning the equipment off and on, the user is encouraged to try to correct the interference by one or more of the following measures:

- Reorient or relocate the receiving antenna.
- Increase the separation between the equipment and receiver.
- Connect the equipment into an outlet on a circuit different from that to which the receiver is connected.
- Consult the dealer or an experienced radio/TV technician for help.

5

Additional information I755s/I755d/I755 Multi charger rack

6

Additional information I755s/I755d/I755 Multi charger rack

Changes or modifications to this unit not expressly approved by the party responsible for compliance could void user's authority to operate the equipment.

Privacy of communications may not be ensured when using this phone.

Exposure to Radio Frequency (RF) Signals:

This wireless phone is a radio transmitter and receiver. It is designed and manufactured not to exceed the emission limits for exposure to radio frequency (RF) energy set by the Federal Communications Commission (FCC) of the U.S. Government. These limits are part of comprehensive guidelines and establish permitted levels of RF energy for the general population. The guidelines are based on the safety standards previously set by both U.S. and international standards bodies. These standards include a substantial safety margin designed to assure the safety of all persons, regardless of age and health. This device and its antenna must not be co-located or operating in conjunction with any other antenna or transmitter.

This product has been shown to be capable of compliance for localized specific absorption rate (SAR) for uncontrolled environment/general population exposure limits specified in ANSI/IEEE Std. C95.1-1992 and had been tested in accordance with the measurement procedures specified in FCC/OET Bulletin 65 Supplement C (2001) and IEEE 1528-2003"

For body worn operation, this handset has also been tested and meets the FCC RF exposure guideline when used with the NEC belt clip supplied for this product. Use of other accessories may not ensure compliance with FCC RF exposure guidelines.

Hearing Aid Compatibility (HAC/VC):

This handset meets the FCC standard for Hearing Aid Compatibility.

Regulatory information

Canada

Interference information:

Operation is subject to the following two conditions: (1) this device may not cause harmful interference, and (2) this device must accept any interference received, including interference that may cause undesired operation.

The I755s/I755d Desktop Charger and I755 Multi charger rack are ISM devices that comply with Canadian ICES-001

Privacy of communications may not be ensured when using this equipment.

Exposure to Radio Frequency (RF) Signals

This wireless phone is a radio transmitter and receiver. It is designed and manufactured not to exceed the emission limit for exposure to radio frequency (RF) energy set by the Ministry of Health (Canada), Safety Code 6. These limits are part of comprehensive guidelines and established permitted levels of RF energy for the general population. These guidelines are based on the safety standards previously set by international standard bodies. These standards include a substantial safety margin designed to assure the safety of all persons, regardless of age and health.

This device and its antenna must not be co-located or operating in conjunction with any other antenna or transmitter.

This device has been shown to be capable of compliance for localized specific absorption rate (SAR) for uncontrolled environment / general public exposure limits specific in ANSI/IEEE C95.1-1992 and had been tested in accordance with the measurement procedures specified in IEEE 1528-2003.

For body worn operation, this handset has also been tested and meets the RF exposure limits of IC RSS-102 when used with the belt clip supplied with this product. Use of other accessories may not ensure compliance with IC RSS-102 RF exposure limits

This Class B digital apparatus complies with Canadian ICES-003

CET appareil numérique de la classe B est conforme à la norme NMB-003 du Canada.

Cet appareil ISM est conforme à la norme NMB-001 du Canada

Le présent matériel est conforme aux spécifications techniques applicables d'Industrie Canada

Hearing Aid Compatibility (HAC/VC):

This handset meets the IC CS-03 issue 9 Part V standard for Hearing Aid Compatibility.

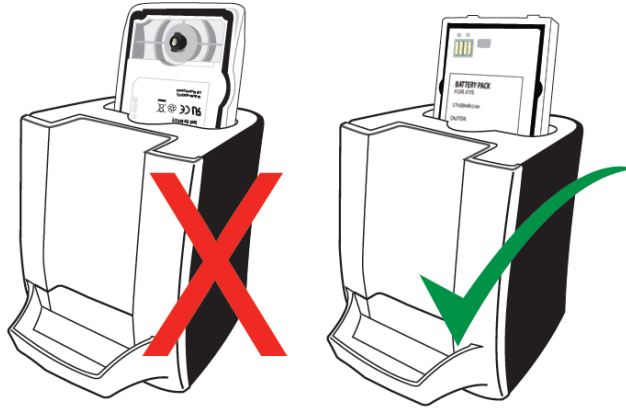
7

Additional information I755s/I755d/I755 Multi charger rack

8

Additional information I755s/I755d/I755 Multi charger rack

CHARGING THE SPARE BATTERY



When using the I755d/I755s Desktop Charger to charge a (spare) battery pack, please make sure the battery pack is placed in the spare battery pack charging slot as shown on the picture on the right.

Compliance Statement United States and Canada

Note: This device complies with Part 18 of the FCC Rules.

This ISM device complies with Canadian ICES-001.

Cet appareil ISM est conforme à la norme NMB-001 du Canada.