

Specification

Frequency	CH1=2413MHz, CH2=2432MHz, CH3=2451MHz, CH4=2470MHz
RF Output Power	Regulated 94 dbuv/3M
Antenna	PATCH COPTION
Video input	RCA JACK, Composite Video 1Vp-p, 75Ω
Audio input	RCA JACK(R/L), 2Vp-p Max
Consumption	12V, DC, 500mA TYP.
Operation Temperature	0 degree to 45 degree C
Operation Humidity	5% TO 85%
Dimensions	130.mm*78mm*90 mm
Weight	188 g

⚠ WARNING
TO AVOID ELECTRIC SHOCK THE POWER CORD PROTECTIVE
GROUNDING CONDUCTOR MUST BE CONNECTED TO GROUND.
NO OPERATOR SERVICEABLE COMPONENTS INSIDE. DO NOT
REMOVE COVERS. REFER SERVICING TO QUALIFIED
PERSONNEL.

FC



C-320
COLOR CCD CAMERA

BW-325i
CCD CAMERA


**2.4GHz Wireless Extra
Mini Color & B/W CCD Camera**

User's Manual

操作手冊



FC

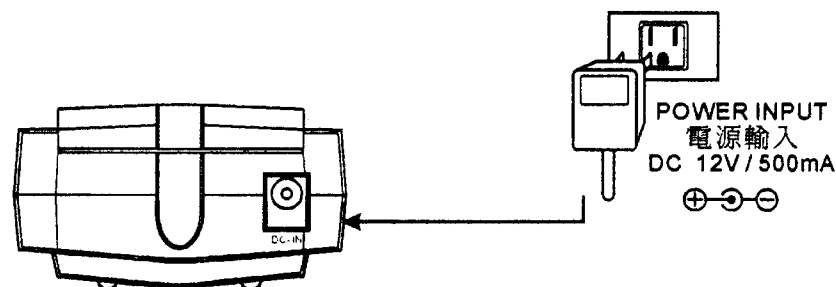
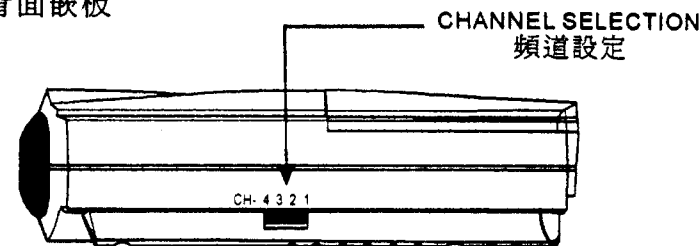


Feature 特徵：

- With Built in 2.4GHz Transmitter.
內建 2.4GHz 發射器。
- 1/4 Color CCD Sensor, Built In 4.3 mm Lens.
容易安裝，容易使用。
- 330 TV Lines 290,000 Pixels, 2 LUX - (C320)
解析度330 條，290,000 畫素 - (C320)。
- 4 Channel Video+Audio Selectable.
四種頻道（影像+聲頻）可選擇。
- NTSC And PAL System Format.
NTSC及PAL系統皆適用。
- FCC Approved. CE under Processing.
FCC 核准。

Video Camera w/Antenna Installation Procedure: 攝影機及天線安裝程序：

Video Camera Back Panel
攝影機背面嵌板



- * Fasten Camera onto the mounting racking for appropriate place for installation.
將組裝好的攝影機安裝於適當的地方。
- * Insert antenna and power should be done.
將天線及電源接妥即可。
- * Transmission channel can be chosen selectively by users.
傳送頻道由使用者選擇。
- * If transmission channel is set to CH1, the receiving channel should be set to Ch1 Also.
如果傳送頻道被設定成 CH1,接收頻道應該也被設定成 Ch1 。

Notice: The changes or modifications not expressly by the party responsible for compliance could void the user's authority operate the equipment.