



**1. Receive or a phone call :**

1-1. Well link the Transfer Unit and the cellular mobile phone (Handy/  ) by connecting wire and correct adaptor as the mobile phone applied accordingly (As the illustration dig 1).

1-2. Hook the Earphone on either your right or left ear properly. ◦



1-3. To receive a phone call,

1-3-1. If the cellular phone is set at Auto Receiving Mode, ◦

1-3-1-1. Through the Transfer Unit, Please press the Connecting Switch "  " on the Earphone first , when the mobile phone transfer the incoming call.

1-3-1-2. Talk normally.

1-3-2. If the cellular phone is not set at the Auto Receiving Mode,

1-3-2-1. User should press connecting / talking "  " button of cellular phone first. Then, press the Connecting Switch "  " on the Earphone.

1-3-2-2. Talk normally.

1-3-3. Earphone will shut off automatically in a few seconds after the phone call hang up.