



THE PERFORMANCE YOU NEED®

Universal Wireless FM Transmitter

Please read this user's guide before using your new transmitter.

User's Guide

1200876



Package Contents

- Wireless FM Transmitter
- 1/8" to 3/32" adapter
- CLA adapter
- User's Guide

Features

- Transmits your music so you can enjoy it through radio or car stereo speakers
- Works with virtually any MP3 player, mobile phone or other device that has a 1/8" or 3/32" headphone jack
- Powered by your vehicle's lighter socket or accessory outlet, or by batteries (not included) for complete portability

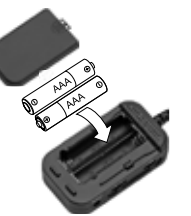
Power your Transmitter

Power by Car

Connect the CLA adapter into your car's power port and insert the other end to the **5V DC** jack on the transmitter.

Install Optional Batteries

Slide open the battery compartment cover. Insert two AAA batteries (not supplied) matching the polarity symbols (+ and -) marked inside. Replace the cover.



Battery Notes:

- Dispose of batteries promptly and properly. Do not burn or bury them.
- Use only fresh batteries of the required size and type.
- Do not mix old and new batteries, different types of batteries (standard, alkaline, or rechargeable), or rechargeable batteries of different capacities.
- If you do not plan to use the wireless transmitter for a long period of time, remove the batteries. Batteries can leak chemicals that can damage electronic parts.

Use your Transmitter

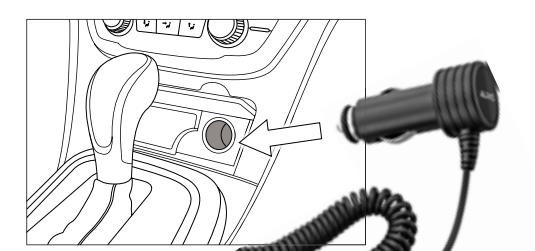
1. Insert the 1/8" (3.5mm) stereo plug into the headphone jack of a portable audio device. If your audio device comes with a 3/32" (2.5mm) headphone jack, use the supplied 1/8" to 3/32" adapter.
2. Turn on the transmitter and audio device.
3. Slide the band and frequency switches to select a band and frequency on the transmitter.

Low band frequency: 88.1MHz, 88.3MHz, 88.7MHz and 88.9MHz;


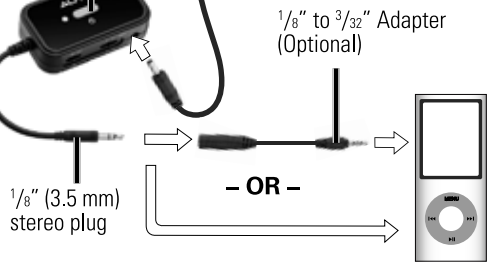
Middle band frequency: 98.1MHz, 98.3MHz, 98.7MHz and 98.9MHz;

High band frequency: 107.1MHz, 107.3MHz, 107.7MHz and 107.9MHz.

4. Set the radio in your car to the same frequency.
5. Use the volume controls on your radio or audio device to adjust the volume.




Turn on/off the transmitter.



Change the fuse

If you cannot turn on the transmitter after plugging it in to your car's power outlet, the power adapter's fuse may be blown. Replace it with a 1A, 250V tube-type fuse (not supplied).



Specifications

Modulation.....	FM Stereo Modulation
Transmitter Distortion	Less than 2%
Frequency Response	50 Hz to 15 KHz
Current Consumption	Less than 40 mA
Operating Range.....	10-30 feet

Specifications are subject to change and improvement without notice. Actual product may vary from the images found in this document.

FCC Information

This equipment has been tested and found to comply with the limits for a Class B digital device, pursuant to Part 15 of the FCC Rules. These limits are designed to provide reasonable protection against harmful interference in a residential installation. This equipment generates, uses and can radiate radio frequency energy and, if not installed and used in accordance with the instructions, may cause harmful interference to radio communications. However, there is no guarantee that interference will not occur in a particular installation. If this equipment does cause harmful interference to radio or television reception, which can be determined by turning the equipment off and on, the user is encouraged to try to correct the interference by one or more of the following measures:

- Reorient or relocate the receiving antenna.
- Increase the separation between the equipment and receiver.

- Connect the equipment into an outlet on a circuit different from that to which the receiver is connected.
 - Consult the dealer or an experienced radio/TV technician for help.
- Changes or modifications not expressly approved by Ignition L.P. may cause interference and void the user's authority to operate the equipment.
- This device complies with Part 15 of the FCC Rules. Operation is subject to the following two conditions: (1) This device may not cause harmful interference, and (2) this device must accept any interference received, including interference that may cause undesired operation.

Limited Warranty

Ignition L.P. warrants this product against defects in materials and workmanship under normal use by the original purchaser for **ninety (90) days** after the date of purchase. IGNITION L.P. MAKES NO OTHER EXPRESS WARRANTIES.

This warranty does not cover: (a) damage or failure caused by or attributable to abuse, misuse, failure to follow instructions, improper installation or maintenance, alteration, accident, Acts of God (such as floods or lightning), or excess voltage or current; (b) improper or incorrectly performed repairs by persons who are not a Ignition L.P. Authorized Service Facility; (c) consumables such as fuses or batteries; (d) ordinary wear and tear or cosmetic damage; (e) transportation, shipping or insurance costs; (f) costs of product removal, installation, set-up service, adjustment or reinstallation; and (g) claims by persons other than the original purchaser.

Should a problem occur that is covered by this warranty, take the product and the sales receipt as proof of purchase date to the place of purchase. Ignition L.P. will, at its option, unless otherwise provided by law: (a) repair the product without charge for parts and labor; (b) replace the product with the same or a comparable product; or (c) refund the purchase price. All replaced parts and products, and products on which a refund is made, become the property of Ignition L.P. New or reconditioned parts and products may be used in the performance of warranty service. Repaired or replaced parts and products are warranted for the remainder of the original warranty period. You will be charged for repair or replacement of the product made after the expiration of the warranty period.

IGNITION L.P. EXPRESSLY DISCLAIMS ALL WARRANTIES AND CONDITIONS NOT STATED IN THIS LIMITED WARRANTY. ANY IMPLIED WARRANTIES THAT MAY BE IMPOSED BY LAW, INCLUDING THE IMPLIED WARRANTY OF MERCHANTABILITY AND, IF APPLICABLE, THE IMPLIED WARRANTY OF FITNESS FOR A PARTICULAR PURPOSE, SHALL EXPIRE ON THE EXPIRATION OF THE STATED WARRANTY PERIOD.

EXCEPT AS DESCRIBED ABOVE, IGNITION L.P. SHALL HAVE NO LIABILITY OR RESPONSIBILITY TO THE PURCHASER OF THE PRODUCT OR ANY OTHER PERSON OR ENTITY WITH RESPECT TO ANY LIABILITY, LOSS OR DAMAGE CAUSED DIRECTLY OR INDIRECTLY BY USE OR PERFORMANCE OF THE PRODUCT OR ARISING OUT OF ANY BREACH OF THIS WARRANTY, INCLUDING, BUT NOT LIMITED TO, ANY DAMAGES RESULTING FROM INCONVENIENCE AND ANY LOSS OF TIME, DATA, PROPERTY, REVENUE, OR PROFIT AND ANY INDIRECT, SPECIAL, INCIDENTAL, OR CONSEQUENTIAL DAMAGES, EVEN IF IGNITION L.P. HAS BEEN ADVISED OF THE POSSIBILITY OF SUCH DAMAGES.

Some states do not allow limitations on how long an implied warranty lasts or the exclusion or limitation of incidental or consequential damages, so the above limitations or exclusions may not apply to you. This warranty gives you specific legal rights, and you may also have other rights which vary from state to state. You may contact Ignition L.P. at:
 Ignition L.P.,
 3102 Maple Ave.
 Suite 450, Dallas, TX 75201

02/09

For product support, call
1-866-315-0426

RoHS Complies with the European Union's "Restriction of Hazardous Substances Directive," which protects the environment by restricting specific hazardous materials and products.

Protect the environment by recycling used electronics. Go to E-CyclingCentral.com to find an electronic recycling center near you.

Get more from your audio and video equipment. See what you've been missing. With Auvio, **you control the experience.** Auvio was established by a group of technophiles to provide **high quality audio and video products** without the high sticker price. The Auvio philosophy is for you to experience audio and video as it was intended to be: **pure and distortion free.** We know electronics can be intimidating. Auvio **simplifies your experience** by providing the right products, with the right specs, to work with your equipment. **Be confident** about your purchase: your new Auvio product incorporates the **latest technology**, is built to the **highest quality standards**, and **reduces environmental impact** by complying with RoHS environmental restrictions.