

1620 雷柏無線光學滑鼠

Wireless Optical Mouse

Quick Start Guide (v1.1)

03037
2.4G Mini Receiver
2.4G 迷你接收器

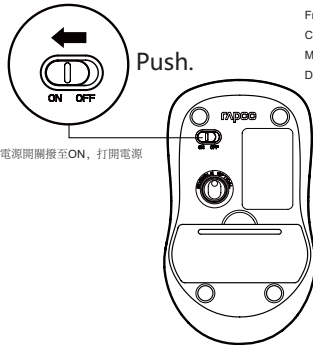
RAPOO 雷柏

The ultimate Wireless

保留期限		日期	維修情況
购买日期			
购买地点			
产品序列号			
商品编号			
盖章			

备注：请妥善保管保修卡，以便保修时提供保修卡。以维护您的合法权益。如有损坏请及时向经销商联系。
请勿将保修卡与保修卡分离。

MM: RAPOO
Approval No: CMIIT ID:



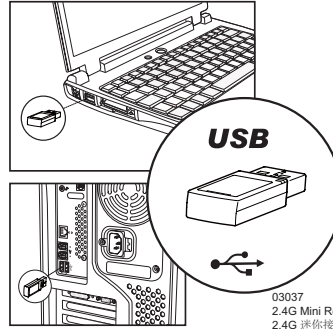
將電源開關撥至ON，打開電源

1

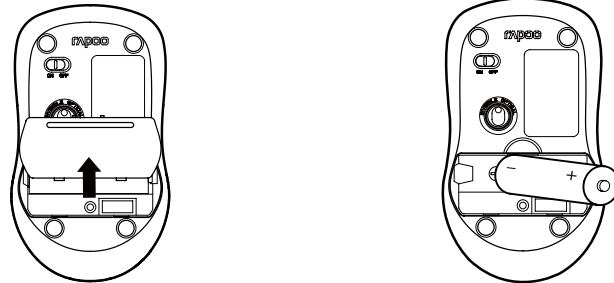
Power On.

Frequency Range/載波頻率: 2402~2479 MHz
Channel No./頻道數目: 16
Modulation Type /調變技術: GFSK
Data Rate/傳送速率: 1Mbps

- 2.4G Mini Receiver user guide
1. Plug the Mini Receiver into a USB port of your computer.
 2. Turn on the Wireless Optical Mouse.
 3. Move the Wireless Optical Mouse to get connected with the Mini Receiver.



將接收器連接至電腦的USB介面，接收器將自動匹配滑鼠
Plug the receiver into the usb port. The receiver will match the mouse automatically.



打開電池蓋更換電池

Open the cover to change battery.

2

Troubleshooting

See www.raпоo.com/1620/faq for latest FAQs, drivers and quick start guide. For extensive service, register at www.raпоo.com/register.

Copyright

It is forbidden to reproduce any part of this quick start guide without the permission of Rapoo Technology Co., Ltd.

Safety instructions

Do not open or repair this device. Do not use the device in a damp environment. Clean the device with a dry cloth.

Warranty

This device is provided with one-year limited hardware warranty from the purchase day. Please see www.raпоo.com/warranty for more information.

故障分析

請到www.raпоo.com/1620/faq 查詢最新常見問題。請到www.raпоo.com/1620/download 下載最新的驅動和快速安裝指南。如需延長服務，請到www.raпоo.com/register 註冊。

知识产权信息

未經雷柏的許可，禁止复制或快速安裝指南的內容。

安全提醒

請不要打開或修理該設備。請不要在潮濕的環境使用該設備。請用干布擦拭該設備。

质保条款

本設備提供自購買之日起1年的有限產品硬件保服務。具體詳情請查閱www.raпоo.com/warranty。

故障分析

請到www.raпоo.com/1620/faq 查詢最新常見問題。請到www.raпоo.com/1620/download 下載最新的驅動和快速安裝指南。如需延長服務，請到www.raпоo.com/register 註冊。

智慧財產權資訊

未經雷柏的許可，禁止複製本快速安裝指南的內容。

安全提醒

請不要打開或修理該設備。請不要在潮濕的環境使用該設備。請用干布擦拭該設備。

质保条款

本設備提供自購買之日起1年的有限產品硬件保服務。具體詳情請查閱www.raпоo.com/warranty。

문제 해결

최근 미국의 소리는 어떤 곳 드라이버 및 펌웨어 가이드에 대한 www.raпоo.com/1620/faq를 참조하십시오. 광범위한 서비스를 위해, 이 등록 www.raпоo.com / 등록하십시오.

저작권

이 간행 시작 설명서에 어떤 부분도 Rapoo Technology Co., Ltd.의 허가 없이 복제될 수 없습니다.

안전 지침

이 장치를 열거나 수리하지 마십시오. 장치를 습한 환경에서 사용하지 마십시오. 장치를 마른 걸레로 닦으십시오.

보증

이 장치는 구매일로부터 1년간의 유한 하드웨어 보증이 제공됩니다. 자세한 내용은 www.raпоo.com/warranty를 참조하십시오.

Country (or area)	Information	Description
Hongkong	Company name Address Tel#	Ven Yield Company 香港九龍彌敦道20號怡生工業大廈3字樓全層 852-2192299
Malaysia	Company name Address Tel#	AV FUTURE LINK SDN BHD NO.23A, JALAN S1152, TAMAN PERINDUSTRIAN CUGIS PUCHONG, 50200 KUALA LUMPUR, MALAYSIA (+606)377830011
Viet Nam	Tên công ty địa chỉ điện thoại	CÔNG TY CỔ PHẦN KỸ THUẬT CÔNG NGHỆ NAM THẮNG Số 7, Ng. 14A, Khu 06 thị trấn Trung Yên, đường Trưng Hòa, quận Củ Chi, Hồ Chí Minh, Việt Nam 0084-4-37834530
臺灣	公司名稱 地址 電話	連訊電子有限公司 新莊市法源路五路一段70號19樓 02-2698-1905
中國大陸	公司名稱 地址 電話	深圳雷柏電子有限公司 深圳市福田区华强北中區4号樓333號 4008-887-778

產品中含有毒害物質或元素的名稱及含量
根據中國《電子信息產品污染控制管理辦法》

RoHS						
有毒有害物質或元素						
部件名稱	鉛 (Pb)	汞 (Hg)	鎘 (Cd)	六價鉻 (Cr ^{VI})	多溴聯苯 (PBB)	多溴二苯醚 (PBDE)
電纜Cable	○	○	○	○	○	○
電路板組件Pcwas	○	○	○	○	○	○
塑料部件Plastic parts	○	○	○	○	○	○
金屬部件Metal parts	○	○	○	○	○	○
橡膠部件Rubber parts	○	○	○	○	○	○

○表示該有毒有害物質在該部件中的所有材料中的含量均符合11383-2008標準規定的要求以下。
注：該使用期限的參考取決於產品正常工作的濕度和溫度等條件。

CCC Statement
This equipment has been tested and found to comply with the limits for a Class B digital device, pursuant to part 15 of the FCC rules. These limits are designed to provide reasonable protection against harmful interference in a residential installation. This equipment generates, uses and can radiate radio frequency energy and, if not installed and used in accordance with the instructions, may cause harmful interference to radio communications. However, there is no guarantee that interference will not occur in a particular installation. If this equipment does cause harmful interference to radio or television reception, which can be determined by turning the equipment off and on, the user is encouraged to try to correct the interference by one or more of the following measures:

- 1) Reorient or relocate the receiving antenna.
- 2) Increase the separation between the equipment and receiver.
- 3) Connect the equipment into an outlet on a circuit different from that to which the receiver is connected.
- 4) Consult the dealer or an experienced radio/TV technician for help.

To assure continued compliance, any changes or modifications not expressly approved by the party responsible for compliance could void the user's authority to operate this equipment. Caution: use only shielded cables when connecting to computer or peripheral devices.

The equipment complies with Part 15 of the FCC rules. Operation is subject to the following two conditions:
1) This device may not cause interference and 2) This device must accept any interference, including interference that may cause undesired operation of the device.

Caution!
The manufacturer is not responsible for any radio or TV interference caused by unauthorized modifications to this equipment. Such modifications could void the user authority to operate the equipment.

Canada Statement
This device complies with Industry Canada license exempt RSS standard(s). Operation is subject to the following two conditions: (1) this device may not cause interference, and (2) this device must accept any interference, including interference that may cause undesired operation of the device.

Le présent appareil est conforme aux CNR d'Industrie Canada applicables aux appareils radio exempts de licence. L'exploitation est autorisée aux deux conditions suivantes: (1) l'appareil ne doit pas produire de brouillage, et (2) l'utilisateur de l'appareil doit accepter tout brouillage radioélectrique subi, même si le brouillage est susceptible d'en compromettre le fonctionnement.

NCC警告

根據低功率電磁輻射電機管理辦法規定：

第十二條

經型式認證合格之低功率射頻電機，非經許可，公司、商號或使用者均不得擅自更頻、加大功率或變更設計之特性及功能。

第十四條

低功率射頻電機之使用不得影響飛航安全及干擾合法通信；經發現有干擾現象時，應立即停用，並改善至無干擾時方得繼續使用。

前條之限制，除確保電機穩定定之無線電傳、低功率射頻電機應符合法規組成工業、科學及醫療用電磁輻射電機設備之干擾。

5601-07D00-222