


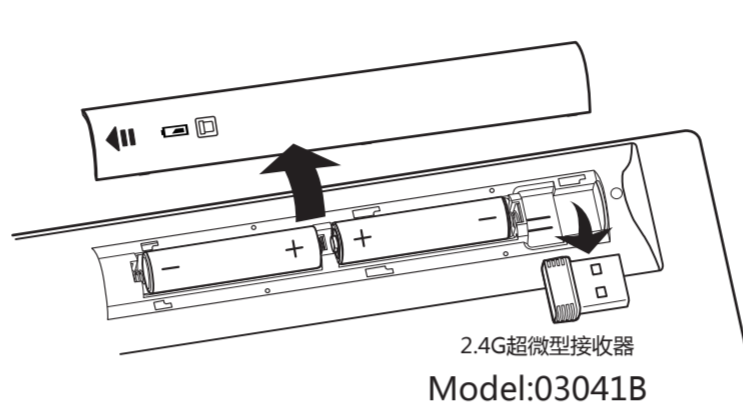
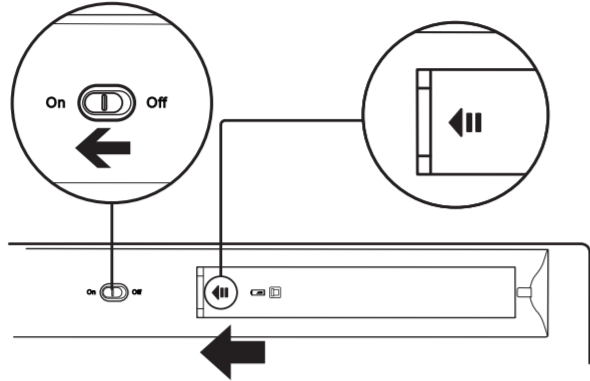
# E9080 無線超薄觸控鍵盤

## Wireless Touchpad Keyboard

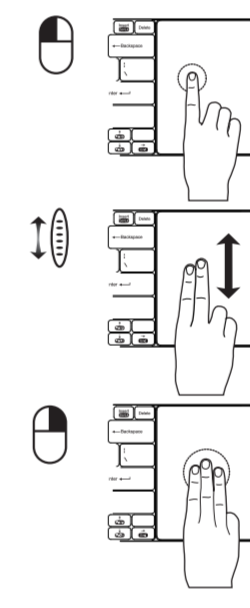
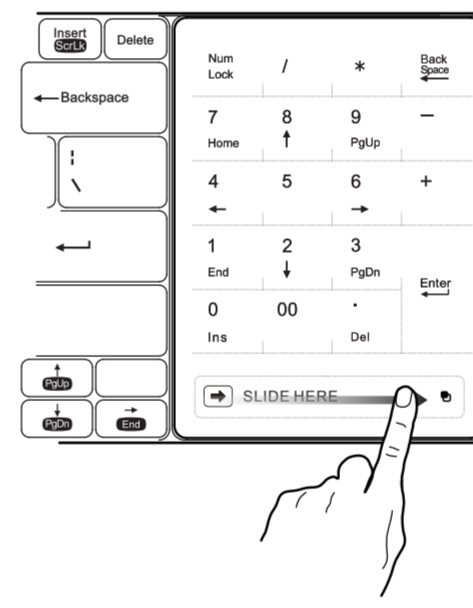
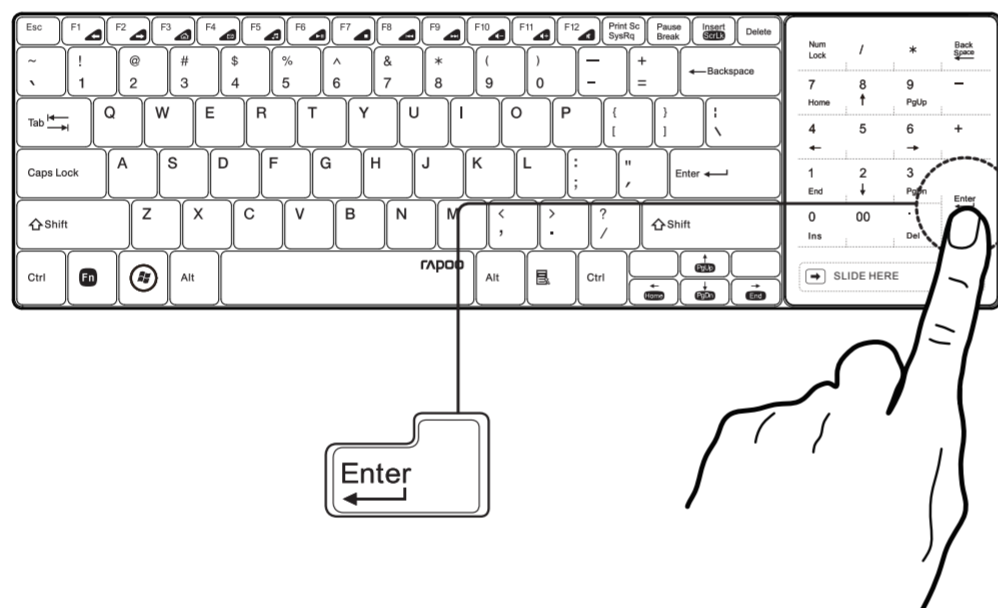
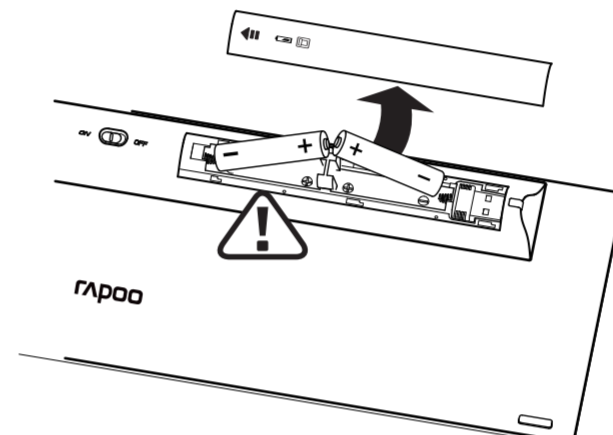
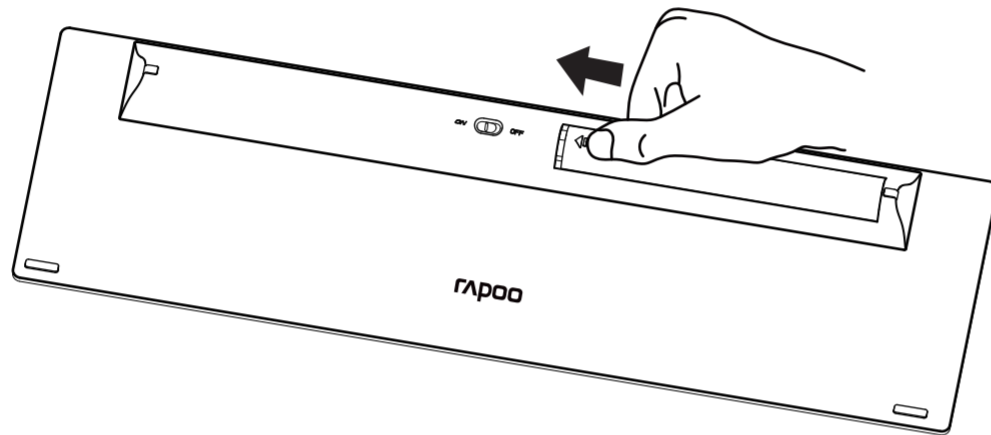
### Quick Start Guide (V1.0)

The ultimate Wireless

# RAPOO 雷柏



Power on the keyboard and plug the receiver into the USB port, then enjoy it.



The touch pad could be used as number keyboard or mouse touchpad, transform between them by finger sliding on the slide bar.

#### Troubleshooting

See [www.rapoo.com/E9080/faq](http://www.rapoo.com/E9080/faq) for latest FAQs, drivers and quick start guide. For extensive service, register at [www.rapoo.com/register](http://www.rapoo.com/register).

#### Copyright

It is forbidden to reproduce any part of this quick start guide without the permission of Rapoo Technology Co., Ltd.

#### Safety instructions

Do not open or repair this device. Do not use the device in a damp environment. Clean the device with a dry cloth.

#### Warranty

The device is provided with one-year limited hardware warranty from the purchase day. Please see [www.rapoo.com/warranty](http://www.rapoo.com/warranty) for more information.

#### 故障分析

請到[www.rapoo.com/E9080/faq](http://www.rapoo.com/E9080/faq)查閱最新常見問題。請到[www.rapoo.com/E9080/download](http://www.rapoo.com/E9080/download)下載最新的驅動和快速安裝指南。如需延長服務，請到[www.rapoo.com/register](http://www.rapoo.com/register)註冊。

#### 知識產權信息

未經雷柏的許可，禁止複製本快速安裝指南的內容。

#### 安全提醒

請不要打開或修理該設備。請不要在潮濕的環境中使用該設備。請用干布擦拭該設備。

#### 質保條款

本設備提供自購買之日起1年的有限產品硬件保修服務。具體詳情請查閱[www.rapoo.com/warranty](http://www.rapoo.com/warranty)。

#### 故障分析

請到[www.rapoo.com/E9080/faq](http://www.rapoo.com/E9080/faq)查閱最新常見問題。請到[www.rapoo.com/E9080/download](http://www.rapoo.com/E9080/download)下載最新的驅動和快速安裝指南。如需延長服務，請到[www.rapoo.com/register](http://www.rapoo.com/register)註冊。

#### 智慧財產權資訊

未經雷柏的許可，禁止複製本快速安裝指南的內容。

#### 安全提醒

請不要打開或修理該設備。請不要在潮濕的環境中使用該設備。請用干布擦拭該設備。

#### 質保條款

本設備提供自購買之日起1年的有限產品硬件保修服務。具體詳情請查閱[www.rapoo.com/warranty](http://www.rapoo.com/warranty)。

#### 문제 해결

최근 미국의 소리는 이런 곳, 드라이버 및 퀵 스타트 가이드에 대한 [www.rapoo.com/E9080/faq](http://www.rapoo.com/E9080/faq)를 참조하십시오. 광범위한 서비스를 위해, 에 등록 [www.rapoo.com/](http://www.rapoo.com/) 등록하십시오.

#### 저작권

이 간편 시작 설명서의 어떤 부분도 Rapoo Technology Co., Ltd.의 허가 없이 복제될 수 없습니다.

#### 안전 지침

이 장치를 열거나 수리하지 마십시오. 장치를 습한 환경에서 사용하지 마십시오. 장치를 마른 걸레로 닦으십시오.

#### 보증

이 장치는 구매일로부터 1년간의 유한 하드웨어 보증이 제공됩니다. 자세한 내용은 [www.rapoo.com/warranty](http://www.rapoo.com/warranty)를 참조하십시오.

保修日期	日期	维修情况
购买日期		
购买地点		
产品序列号		
商品编号		
盖章		

备注：请将与本指南一起，随设备自购。在设备保修期内，请妥善保管本保修卡，以维护您的合法权益。如保修卡有任何损坏，请及时向当地经销商或厂家联系。

M.N. Rating: Approval No: CMIIT ID:

M.N. Rating: Approval No: CMIIT ID:

R3A215



#### 补偿

在保修期内，您享有以下售后权利：(1) 7天内出现质量问题，根据国家“三包”规定于产品外包装完好无损的情况下，将硬件退还给购买地点或雷柏指定地点，凭购买的有效凭证，退还您所支付的硬件产品价款。(2) 60天内出现产品质量问题，您可以到购买地点或雷柏指定地点更换硬件产品，或者到雷柏指定的维修网点保修。更换之后的硬件保修期为原保修期的剩余天数。(3) 1年内出现产品质量问题，您可以到雷柏指定的维修网点保修。(4) 凡购买本系列产品的客户，1年内出现产品质量问题，您可以前往雷柏经销商处更换新品。

#### 质保限制

本有限质保不适用于以下原因导致的问题或损坏：(1) 意外事件、误用、操作不当或任何未经授权的操作、改装或拆卸；(2) 操作或维护不当，适用过程中违反产品说明或连接到不适当的电压源，或者(3) 适用并非由雷柏提供的耗材(如备用电池)，但适用法律禁止此类限制的例外。

#### Canada Statement

This device complies with Industry Canada licence-exempt RSS standard(s). Operation is subject to the following two conditions: (1) this device may not cause interference, and (2) this device must accept any interference, including interference that may cause undesired operation of the device.

Le présent appareil est conforme aux CNR d'Industrie Canada applicables aux appareils radio exempts de licence. L'exploitation est autorisée aux deux conditions suivantes : (1) l'appareil ne doit pas produire de brouillage, et (2) l'utilisateur de l'appareil doit accepter tout brouillage radioélectrique subi, même si le brouillage est susceptible d'en compromettre le fonctionnement.

#### FCC Statement

This equipment has been tested and found to comply with the limits for a Class B digital device, pursuant to part 15 of the FCC rules. These limits are designed to provide reasonable protection against harmful interference in a residential installation. This equipment generates, uses and can radiate radio frequency energy and, if not installed and used in accordance with the instructions, may cause harmful interference to radio communications. However, there is no guarantee that interference will not occur in a particular installation. If this equipment does cause harmful interference to radio or television reception, which can be determined by turning the equipment off and on, the user is encouraged to try to correct the interference by one or more of the following measures:

- Reorient or relocate the receiving antenna.
- Increase the separation between the equipment and receiver.
- Connect the equipment into an outlet on a circuit different from that to which the receiver is connected.
- Consult the dealer or an experienced radio/TV technician for help.

To assure continued compliance, any changes or modifications not expressly approved by the party responsible for compliance could void the user's authority to operate this equipment. (Example- use only shielded interface cables when connecting to computer or peripheral devices).

This equipment complies with Part 15 of FCC RF Rules. Operation is subject to the following two conditions:

- 1) This device may not cause interference and
- 2) This device must accept any interference, including interference that may cause undesired operation of the device.

#### Caution!

The manufacturer is not responsible for any radio or TV interference caused by unauthorized modifications to this equipment. Such modifications could void the user authority to operate the equipment.

#### 根據交通部低功率管理辦法規定：

第十二條 經型式認證合格之低功率射頻電機，非經許可，公司、商號或使用者均不得擅自變更頻率、加大功率或變更原設計之特性及功能。

#### 第十四條

低功率射頻電機之使用不得影響飛航安全及干擾合法通信；經發現有干擾現象時，應立即停用，並改善至無干擾時方得繼續使用。前項合法通信，指依電信規定作業之無線電通信。低功率射頻電機須忍受合法通信或工業、科學及醫療用電波輻射性電機設備之干擾。