



LIT Speaker

We hope you enjoy your LIT Speaker from **RadioShack**. Please read this user's guide before using your new speaker.

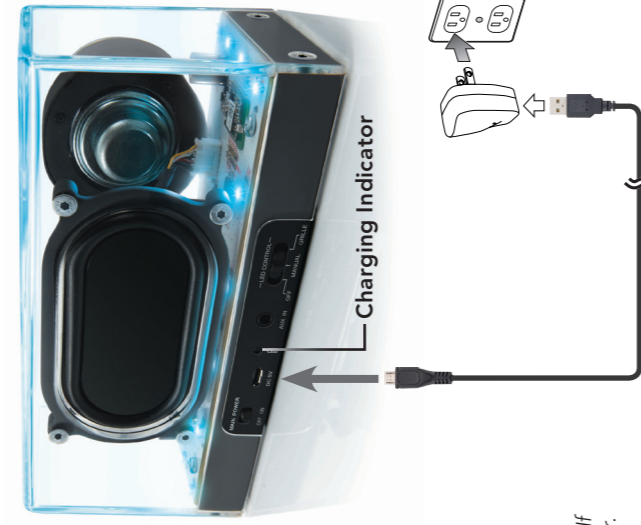


- Cool LED Colors and Patterns**
Detects and matches grille colors or displays 18 distinct light patterns!
- Bluetooth Function**
Compatible with any Bluetooth enabled device
- Speakerphone**
Built in microphone to answer incoming calls on connected phones
- USB Charging**
Convenient USB charging from any USB port
- Package Contents**
LIT Speaker
Three Pairs of Speaker Grilles
Micro USB Cable
User's Guide

Charge Your Speaker

Charge the speaker with the supplied micro USB cable. The charging indicator lights while charging and turns off when fully charged.

When the battery power is low, the speaker says "Battery low."



Battery Safety Instructions:

- Do not burn or bury batteries. Do not puncture or crush. Do not disassemble.
- Do not dispose of lithium batteries in the trash. Recycle at your local retail store.
- Use only chargers rated for lithium cells. Be sure the charger's voltage and current settings are correct.
- If the electrolyte in the cells gets on your skin, thoroughly wash with soap and water. If in the eyes, rinse thoroughly with cool water. Immediately seek medical attention.

Pairing a Device

- Activate your device's Bluetooth function (refer to the user's guide).
- Slide the speaker **MAIN POWER** switch to **ON**. The speaker will search for a device. If the main power is on, press and hold the Power button on the front of the speaker.
- When **LIT SPEAKER** appears in your device's Bluetooth list, pair it to your device.

Note: When turned on, the speaker searches for a device. If the most recently connected device is available, the speaker connects automatically.

Disconnecting Devices

To disconnect your device, press and hold the Bluetooth button until the speaker says, "Pairing." You can also disconnect using your device.

Playing Your Music



You can control playback through your device or with the speaker's control buttons.

Your speaker returns to Standby mode if the Bluetooth connection is broken for 10 minutes.

Note: Your speaker includes an **AUX IN** jack. When the **AUX IN** is connected, Bluetooth and some of the speaker controls are disabled; use the device's playback controls instead.

Setting LED Patterns

Slide the **LED CONTROL** switch to **GRILLE** for lights that match the installed grilles.

Slide the **LED CONTROL** switch to **MANUAL** to enable the LED patterns.

Press the Pattern Control button repeatedly to select one of these LED patterns:


- Multi-color flash (random)
- Steady (red, blue, or green)
- Comet tail (red, blue, or green)
- Chasing (red, blue, or green)
- Loop (red, blue, and green)




Mounting Grilles

The grilles attach magnetically. When the **LED CONTROL** switch is set to **GRILLE**, the speaker detects the grille color and lights in a matching pattern.

Each grille has a notch along its edge. When mounting the grilles, align the notch to the bottom of the speaker.



Feel free to mix and match colors!




Using Your Speakerphone

If you connect through Bluetooth and receive a call, press the Play/Answer button to answer the call, or press and hold the button to reject the call.

Speak into the microphone, and press the Play/Answer button again to end the call.

Press and hold the Play/Answer button to redial the last number dialed.

Press the Play/Answer button twice to enable the voice control function.



Speaker Notes and Caution

- To reset the speaker press the Skip Forward button for 6 seconds.
- When turned on, the speaker attempts to reconnect with the most recent device. If that device is not available, the speaker will search for another device.
- **CAUTION: Be careful when unpacking and handling your Lit Speaker.**
 - » Dropping it can break the transparent housing.
 - » Pressing or poking the speaker cones or passive radiator can cause damage.



Speaker Cones (2)



Passive Radiator

Specifications

Power Input.....	DC 5V, 1A
Output.....	4W (2W x 2)
Frequency Response.....	120 – 14000Hz
Drivers.....	40mm x 2
Bluetooth Connection Range.....	30 ft. (9.1m)
Bluetooth Protocol.....	V4.0 + EDR, Class 2
S/N Ratio.....	-55dB

Impedance.....	4Ω
Battery Capacity.....	1600mAh
Battery Operation Life.....	11 hours (without LEDs), 7 hours (with LEDs)

Specifications are subject to change and improvement without notice. Actual product may vary from the images found in this document.

FCC Information

This equipment has been tested and found to comply with the limits for a Class B digital device, pursuant to Part 15 of the FCC Rules. These limits are designed to provide reasonable protection against harmful interference in a residential installation. This equipment generates, uses, and can radiate radio frequency energy and, if not installed and used in accordance with the instructions, may cause harmful interference to radio communications. However, there is no guarantee that interference will not occur in a particular installation. If this equipment does cause harmful interference to radio or television reception, which can be determined by turning the equipment off and on, the user is encouraged to try to correct the interference by one or more of the following measures:

- Reorient or relocate the receiving antenna.
- Increase the separation between the equipment and receiver.
- Connect the equipment into an outlet on a circuit different from that to which the receiver is connected.
- Consult the dealer or an experienced radio/TV technician for help.

If you cannot eliminate the interference, the FCC requires that you stop using your equipment. Changes or modifications not expressly approved by the party responsible for compliance could void the user's authority to operate the equipment.

This device complies with Part 15 of the FCC rules. Operation is subject to the following two conditions: (1) This device may not cause harmful interference, and (2) this device must accept any interference received, including interference that may cause undesired operation.

Limited Warranty

RadioShack warrants this product against defects in materials and workmanship under normal use by the original purchaser for **ninety (90) days** after the date of purchase from a RadioShack-owned store or an authorized RadioShack franchisee or dealer. **RADIOSHACK MAKES NO OTHER EXPRESS WARRANTIES.** This warranty does not cover: (a) damage or failure caused by or attributable to abuse, misuse, failure to follow instructions, improper installation or maintenance, alteration, accident, Acts of God (such as floods or lightning), or excess voltage or current; (b) improper or incorrect use or use of accessories; (c) damage caused by fire, flood, or other environmental conditions; (d) damage caused by use of non-RadioShack authorized service facilities; (e) consumables such as fuses or batteries; (f) ordinary wear and tear or cosmetic damage; (g) transportation, shipping or insurance costs; (h) costs of product removal, installation, set-up service, adjustment or reinstallation; and (i) claims by persons other than the original purchaser. Should a problem occur that is covered by this warranty, take the product and the RadioShack sales receipt as proof of purchase date to any RadioShack store in the U.S. RadioShack will, at its option, unless otherwise provided by law: (a) repair the product without charge for parts and labor; (b) replace the product with the same or a comparable product; or (c) refund the purchase price. All replaced parts and products, and products on which a refund is made, become the property of RadioShack. New or reconditioned parts and products may be used in the performance of warranty service. Repaired or replaced parts and products are warranted for the remainder of the original warranty period. You will be charged for repair or replacement of the product made after the expiration of the warranty period.

RADIOSHACK EXPRESSLY DISCLAIMS ALL WARRANTIES AND CONDITIONS NOT STATED IN THIS LIMITED WARRANTY. ANY IMPLIED WARRANTIES THAT MAY BE IMPOSED BY LAW, INCLUDING THE IMPLIED WARRANTY OF MERCHANTABILITY AND, IF APPLICABLE, THE IMPLIED WARRANTY OF FITNESS FOR A PARTICULAR PURPOSE, SHALL EXPIRE ON THE EXPIRATION OF THE STATED WARRANTY PERIOD.

EXCEPT AS DESCRIBED ABOVE, RADIOSHACK SHALL HAVE NO LIABILITY OR RESPONSIBILITY TO THE PURCHASER OF THE PRODUCT OR ANY OTHER PERSON OR ENTITY WITH RESPECT TO ANY LIABILITY, LOSS OR DAMAGE CAUSED DIRECTLY OR INDIRECTLY BY USE OR PERFORMANCE OF THE PRODUCT OR ARISING OUT OF ANY BREACH OF THIS WARRANTY, INCLUDING, BUT NOT LIMITED TO, ANY DAMAGES RESULTING FROM INCONVENIENCE AND ANY LOSS OF TIME, DATA, PROFIT, REVENUE, OR CONSEQUENTIAL DAMAGES, EVEN IF RADIOSHACK HAS BEEN ADVISED OF THE POSSIBILITY OF SUCH DAMAGES. Some states do not allow limitations on how long an implied warranty lasts or the exclusion or limitation of incidental or consequential damages, so the above limitations or exclusions may not apply to you. This warranty gives you specific legal rights, and you may also have other rights which vary from state to state. You may contact **RadioShack** at:

RadioShack
Customer Relations
300 RadioShack Circle
Fort Worth, TX 76102 04/08

www.RadioShack.com

©2013 RadioShack Corporation. All rights reserved. RadioShack is a registered trademark used by RadioShack Corporation.

Printed in China
09A13
4000520

