
PACKAGE CONTENTS / SYSTEM REQUIREMENTS / REGISTRATION

PACKAGE CONTENTS

- Razer Naga Epic Chroma wireless multi-color MMO gaming mouse (Model: RC30-012301)
- Charging dock (Model: RC30-012302)
- Charging cable
- Quick Start Guide

SYSTEM REQUIREMENTS

- PC or Mac with a free USB 2.0 port
- Windows® 8 / Windows® 7 / Windows Vista® / Windows® XP (32-bit) / Mac OS X (10.7-10.9)
- In-game configurator support compatible with Windows® 8 / Windows® 7 / Windows Vista® only
- Internet connection
- 100MB of free hard disk space

CONFIDENTIAL

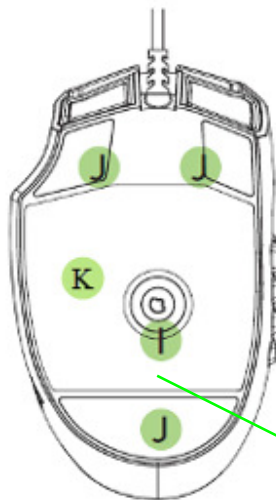
REGISTRATION / TECHNICAL SUPPORT

REGISTRATION

Sign up now for a Razer Synapse account to get real-time information on your product's warranty status. To learn more about Razer Synapse and all its features, visit www.razerzone.com/synapse.

If you are already a Razer Synapse user, register your product by clicking on your email address at the Razer Synapse application and select *Warranty Status* from the dropdown list.

To register your product online, visit www.razerzone.com/registration. Please note that you will not be able to view your warranty status if you register via the website.



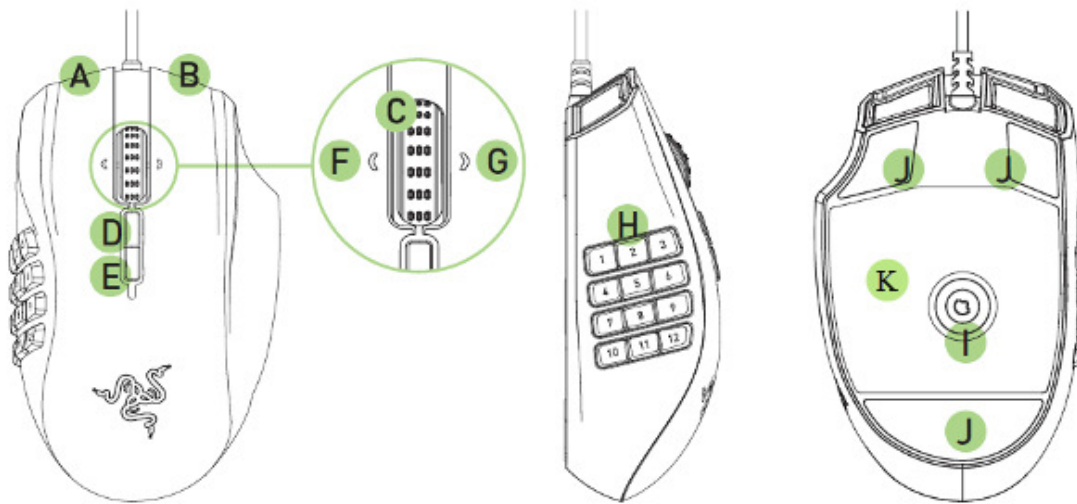
Your Product's serial number can be found here

TECHNICAL SUPPORT

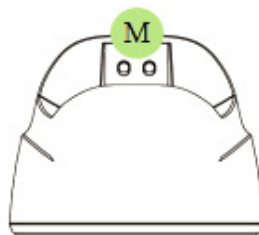
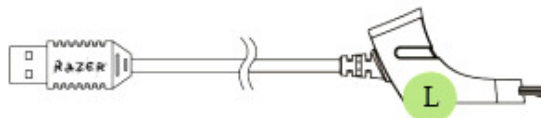
What you'll get:

- 2 years limited manufacturer's warranty.
- Free online technical support at www.razersupport.com.

DEVICE LAYOUT



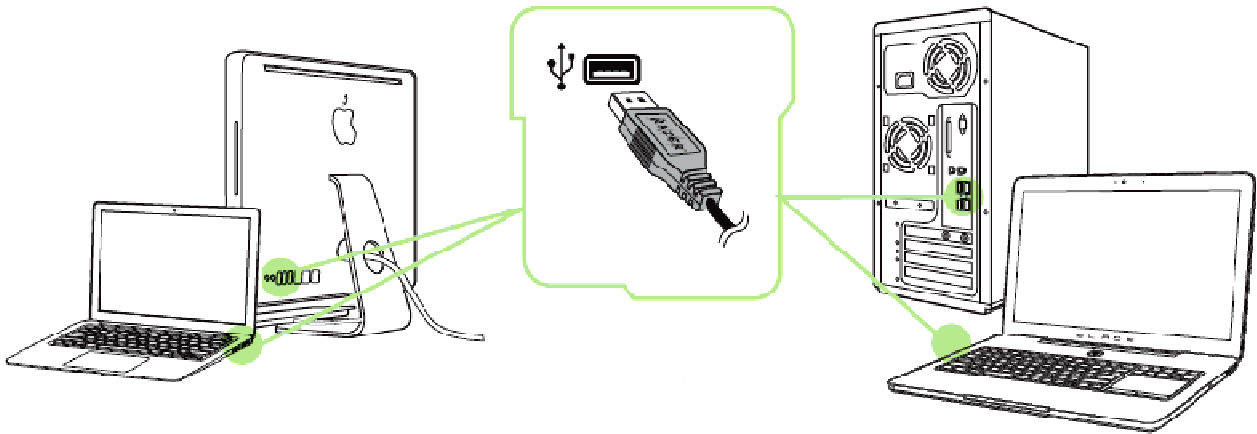
- A. Left mouse button
- B. Right mouse button
- C. Scroll wheel
- D. Mouse button 5
- E. Mouse button 4
- F. Left tilt-click - repeat scroll down
- G. Right tilt-click – repeat scroll up
- H. 12 Programmable mechanical thumb grid buttons
- I. 8200dpi 4G laser sensor
- J. Ultraslick mouse feet
- K. Wireless on/off switch



- L. Charging cable
- M. Charging dock

** For optimum battery life, always move the switch to the wireless off position when not using your Razer Naga Epic Chroma in wireless mode.*

INSTALLING YOUR RAZER NAGA EPIC CHROMA



Step 1: Connect your Razer device to the USB port of your computer.

Step 2: Install Razer Synapse when prompted* or download the installer from www.razerzone.com/synapse.

Step 3: Register for a RazerID or log in to Synapse with an existing account.

**Applicable for Windows 8 or later.*

Note: By default, the Razer Naga Epic Chroma is set to spectrum cycling. To customize the lighting, please install Razer Synapse.

Please refer to the Online Master Guide at www.razersupport.com for in-depth instructions on how to use your Razer Naga Epic Chroma.

PRODUCT DESCRIPTION

Brand: RAZER

Laser Gaming Mouse (Model: RC30-012301)

Charging Dock (Model: RC30-012302)

FCC Statement

This equipment has been tested and found to comply with the limits for a Class B digital device, pursuant to part 15 of the FCC Rules. These limits are designed to provide reasonable protection against harmful interference in a residential installation. This equipment generates uses and can radiate radio frequency energy and, if not installed and used in accordance with the instructions, may cause harmful interference to radio communications. However, there is no guarantee that interference will not occur in a particular installation. If this equipment does cause harmful interference to radio or television reception, which can be determined by turning the equipment off and on, the user is encouraged to try to correct the interference by one or more of the following measures:

- Reorient or relocate the receiving antenna.
- Increase the separation between the equipment and receiver.
- Connect the equipment into an outlet on a circuit different from that to which thereceiver is connected.
- Consult the dealer or an experienced radio/TV technician for help.

FCC Statement

This device complies with Part 15 of the FCC Rules. Operation is subject to the following two conditions: (1) this device may not cause harmful interference, and (2) this device must accept any interference received, including interference that may cause undesired operation.

Caution!

Any changes or modifications not expressly approved by the party responsible for compliance could void the user's authority to operate the equipment.

Canada Statement

This device complies with Industry Canada licence-exempt RSS standard(s). Operation is subject to the following two conditions:

- (1) this device may not cause interference, and
- (2) this device must accept any interference, including interference that may cause undesired operation of the device.

Le présent appareil est conforme aux CNR d'Industrie Canada applicables aux appareils radio exempts de licence. L'exploitation est autorisée aux deux conditions suivantes :

- (1) l'appareil ne doit pas produire de brouillage, et
- (2) l'utilisateur de l'appareil doit accepter tout brouillage radioélectrique subi, même si le brouillage est susceptible d'en compromettre le fonctionnement.