


USER MANUAL

MODEL: RZ09-0287

1. PACKAGE CONTENTS

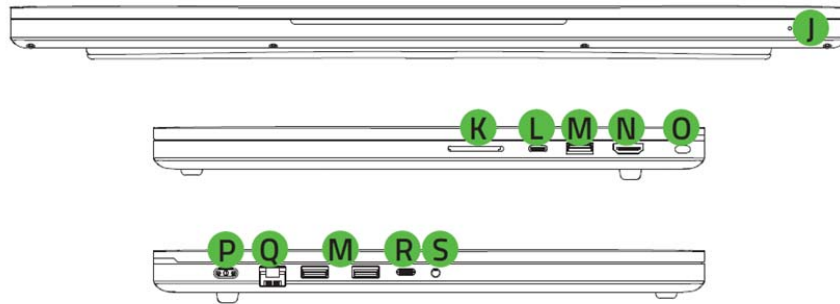
- Razer Blade Pro
- Power adapter + regional power cord
- Micro-fiber cleaning cloth
- Important Product Information Guide

2. DEVICE LAYOUT



- A. Array microphone
- B. Infrared sensor
- C. Built-in webcam
- D. Webcam indicator light
- E. 17.3" Display
- F. Stereo speakers
- G. Backlit keyboard
- H. Power button

I. Precision glass touchpad



J. Front LED power indicator

K. UHS-III card reader

L. Thunderbolt™ 3 port (USB-C™)

M. USB 3.2 Gen 2 ports (10Gbps)

N. HDMI 2.0b audio and video output

O. Kensington security slot

P. Power port

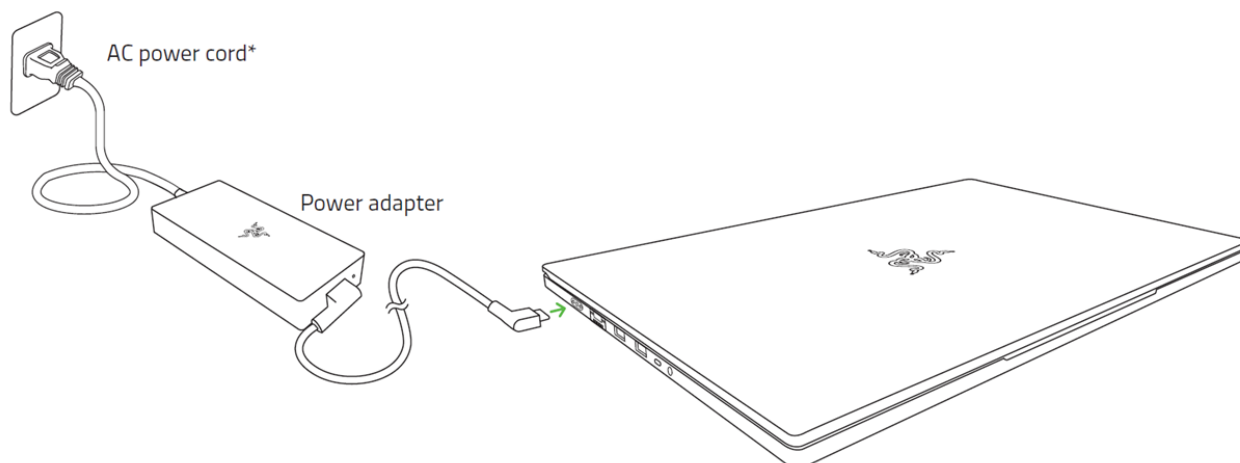
Q. 2.5Gb Ethernet port

R. USB-C™ 3.1 port

S. 3.5 mm headphone/microphone combo port

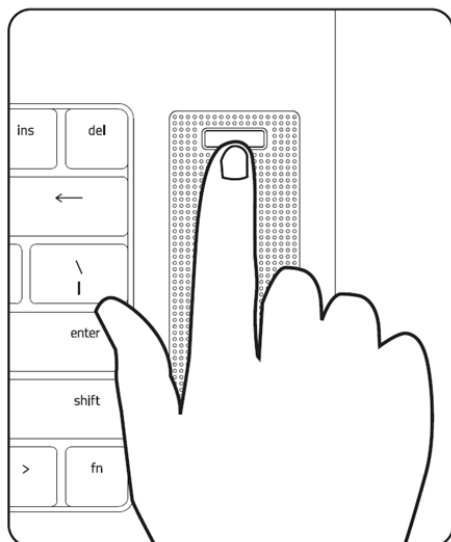
3. SETTING UP YOUR RAZER BLADE PRO

CONNECT THE POWER ADAPTER AS FOLLOWS:



Make sure that the AC plug is properly inserted into the power outlet and the power adapter. An indicator will light up to show that the adapter is receiving appropriate power. Insert the power adapter's connector into the Razer Blade Pro's power port. Press the power button to turn on your Razer Blade Pro.


**Use the appropriate power cord for your region.*

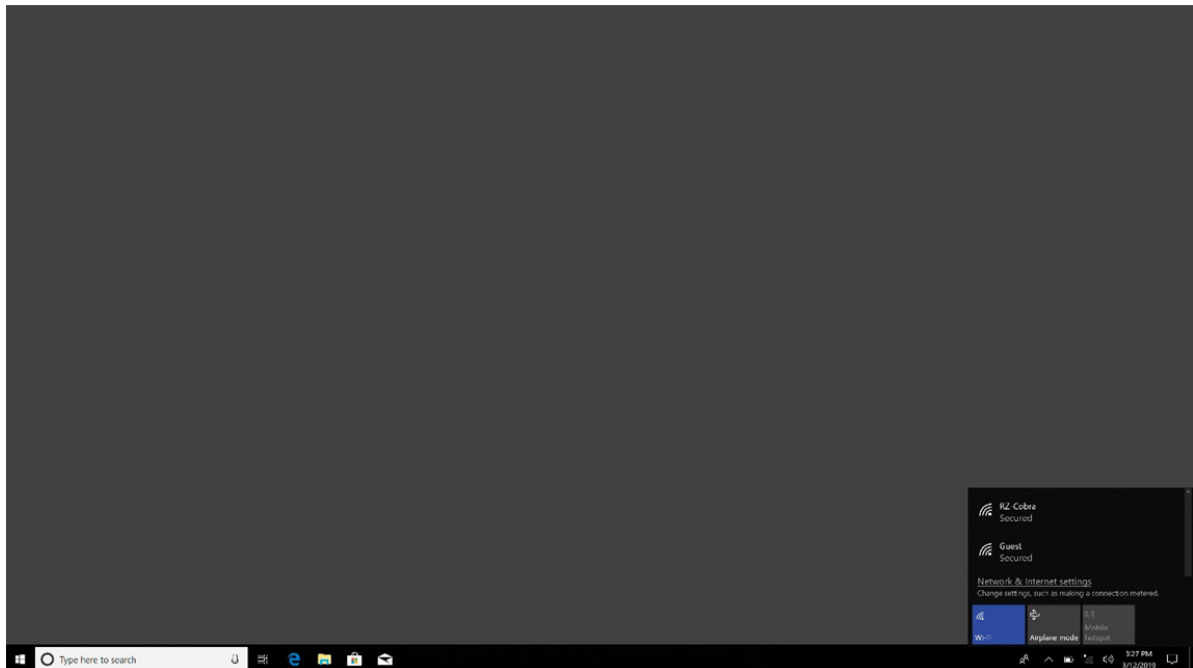


For first time use, please fully charge your Razer Blade Pro or connect it to a power outlet before turning it on. It takes at least 2 hours to fully charge the Razer Blade Pro.

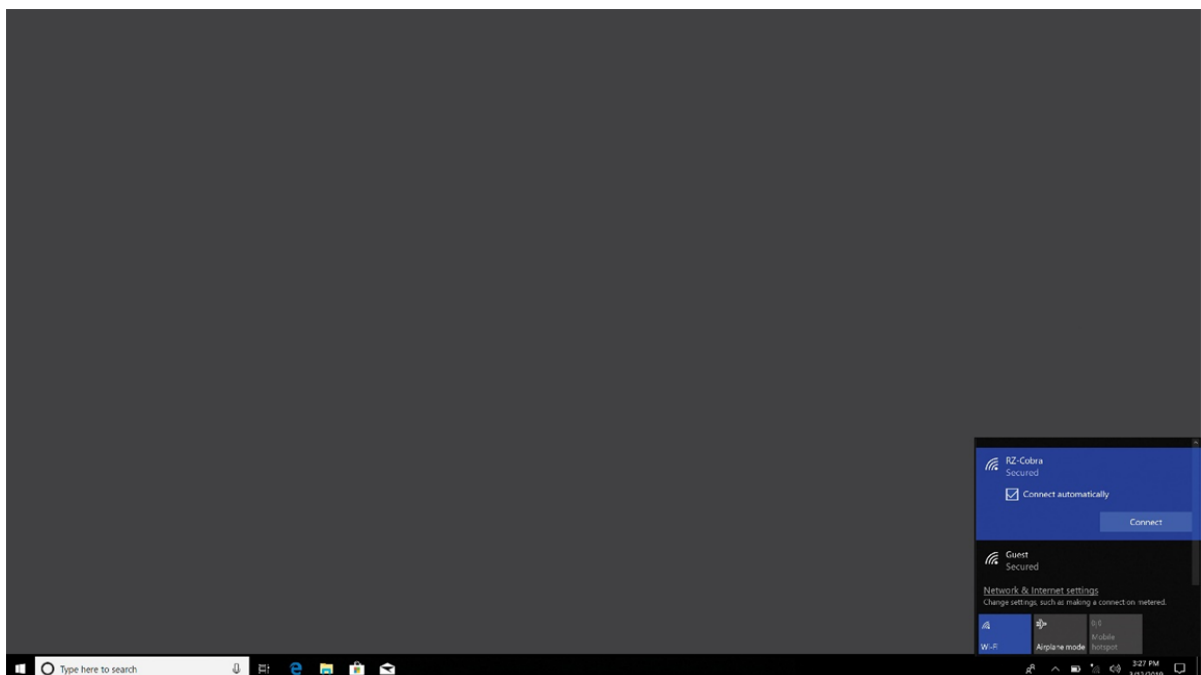
CONNECTING TO THE INTERNET

! *The screens shown are subject to change based on the current version of your Operating System.*

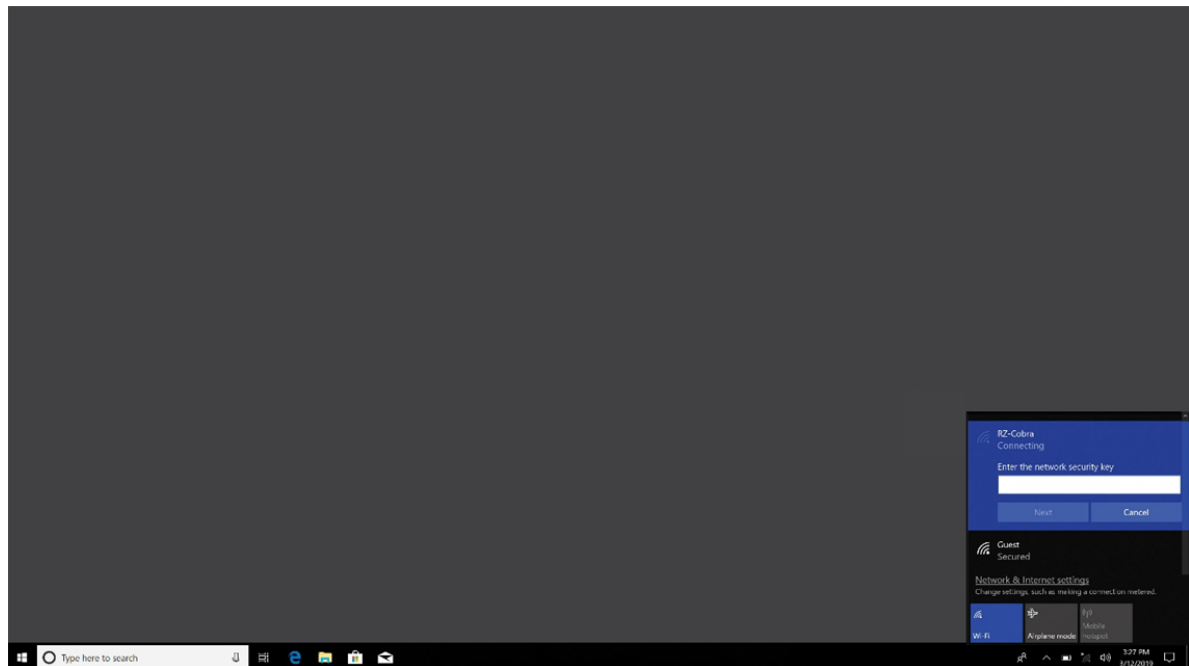
1. Click the wireless network icon () to bring up the Wireless network list. The system will automatically search for wireless networks in range.



2. Click the network you wish to connect to and click **Connect**.



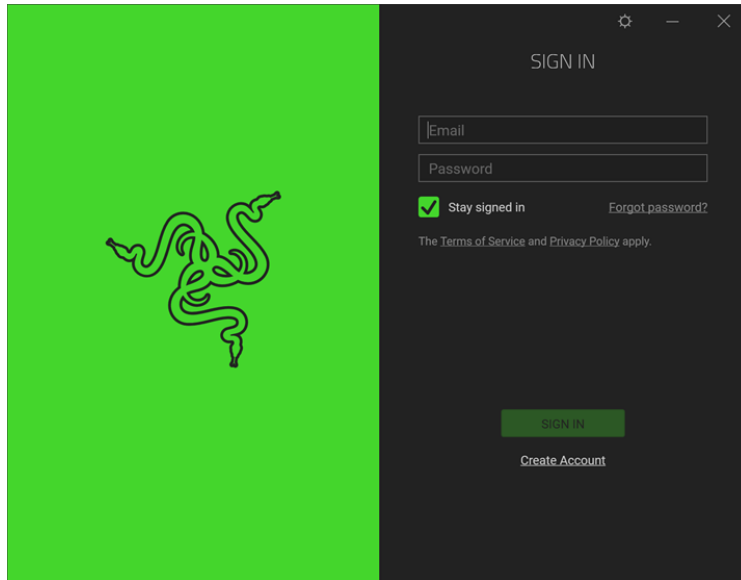
3. Enter the network password (if any) and select whether to enable network sharing. Click **Next**.



4. Once you are connected to the wireless network, click anywhere outside the window to return to the desktop.

RAZER SYNAPSE 3 ACCOUNT CREATION & INSTALLATION





Razer Synapse 3 allows your Razer Blade Pro and other supported Razer peripherals to download drivers and firmware updates. Razer Synapse 3 also enables your custom settings to be stored on cloud servers so that they can be accessed anytime, anywhere.




1. Razer Synapse 3 will start automatically once you enter Windows 10.
2. Register for a Razer Synapse 3 account and confirm your new account.
3. Open Razer Synapse 3 and login to your account.
4. Wait until Razer Synapse 3 automatically downloads and installs the necessary drivers.

4. USING YOUR RAZER BLADE PRO

STATUS INDICATOR














	Sleep	On	Low battery (10% left)	Low battery (3% left)
Front LED indicator				











KEYBOARD FEATURES

F1 	F2 	F3 	F4 	F5 	F6 	F7 	F8 	F9 	F10 	F11 	F12 prt sc
---	---	---	---	---	---	---	---	---	--	--	---------------

Pressing the “fn” key in combination with the function keys will activate their secondary functions.

Function keys	Secondary function description
  	The audio volume controls allow you to mute (), decrease () and increase () the audio output.
	Toggles the monitor output.
  	The media keys allow you to play/pause () the current track, return to the previous track () or skip to the next track ().

 	The screen brightness keys allow you to decrease () or increase () the brightness of the Razer Blade Pro's screen.
 	The LED control keys allow you to decrease () or increase () the brightness of your keyboard's LEDs.

5. REGISTRATION / TECHNICAL SUPPORT

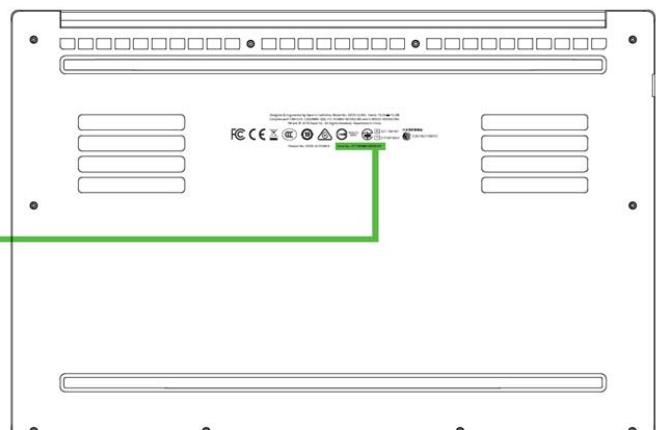
REGISTRATION

Register your product online at razerid.razer.com/warranty using your Razer ID to get real-time information on your product's warranty status.

If you haven't registered for a Razer ID yet, register now at razerid.razer.com to get a wide range of Razer benefits.

Serial No.: BY19WWAAAAXXXX

Your product's serial number can be found here.



TECHNICAL SUPPORT

- 1 year limited manufacturer's warranty*.
- 1 year limited battery warranty.
- Access to manual and free online technical support at support.razer.com

**Warranty may vary by region and is subject to applicable local law.*

6. SAFETY AND MAINTENANCE

SAFETY GUIDELINES

In order to achieve maximum safety while using your Razer Blade Pro, we suggest that you adopt the following guidelines:

1. Should you have trouble operating the device properly and troubleshooting does not work, unplug the device and contact the Razer hotline or go to support.razer.com for assistance.
2. Do not take apart the device (doing so may void your warranty) and do not attempt to operate it under abnormal current loads.
3. Keep the device away from liquid, humidity or moisture. Operate the device only within the specific temperature range of 0°C (32°F) to 40°C (104°F). Should the temperature exceed this range, unplug and/or switch off the device in order to let the temperature stabilize to an optimal level.

COMFORT

Research has shown that long periods of repetitive motion, improper positioning of your computer peripherals, incorrect body position, and poor habits may be associated with physical discomfort and injury to nerves, tendons, and muscles. Below are some guidelines to avoid injury and ensure optimum comfort while using your Razer Blade Pro.

1. Position your laptop directly in front of you. If you have an external mouse, position it next to the laptop. Place your elbows next to your side, not too far away and your mouse within easy reach.
2. Adjust the height of your chair and table so that the laptop is at or below elbow height.
3. Keep your feet well supported, posture straight and your shoulders relaxed.
4. During gameplay, relax your wrist and keep it straight. If you do the same tasks with your hands repeatedly, try not to bend, extend or twist your hands for long periods.
5. Do not rest your wrists on hard surfaces for long periods. When using an external mouse, use a wrist rest to support your wrist while gaming.
6. Do not sit in the same position all day. Get up, step away from your desk and do exercises to stretch your arms, shoulders, neck and legs.
7. If you should experience any physical discomfort while using your laptop, such as pain, numbness, or tingling in your hands, wrists, elbows, shoulders, neck or back, please consult a qualified medical doctor immediately.

BATTERY WARNING

The Razer Blade Pro contains an internal, lithium-ion rechargeable battery. In general, the life expectancy of such battery is dependent upon usage. If you suspect that the lithium-ion rechargeable battery inside the Razer Blade Pro may be drained (has a low charge), try charging it. If the battery does not recharge after several attempts, it may be non-operational.

Do not open, mutilate, or expose to conducting materials (metal), moisture, liquid, fire, or heat. Doing so may cause the battery to leak or explode, resulting in personal injury. Do not use or charge the battery if leaking, discolored, or deformed. Do not leave the rechargeable battery discharged or unused for extended periods. When not using your Razer Blade Pro battery for more than 30 days, be sure to store the battery in a fully charged state. Do not tamper with the battery. Dispose of the used battery according to local regulations.

7. LEGALESE

COPYRIGHT AND INTELLECTUAL PROPERTY INFORMATION

©2019 Razer Inc. All rights reserved. Razer, the triple-headed snake logo, Razer logo, “For Gamers. By Gamers.”, and “Powered by Razer Chroma” logo are trademarks or registered trademarks of Razer Inc. and/or affiliated companies in the United States or other countries.

DisplayPort™ and the DisplayPort™ logo are trademarks owned by the Video Electronics Standards Association (VESA®) in the United States and other countries.

Windows and the Windows logo are trademarks of the Microsoft group of companies.

Thunderbolt and the Thunderbolt logo are trademarks of Intel Corporation in the U.S. and/or other countries.

The terms HDMI and HDMI High-Definition Multimedia Interface, and the HDMI Logo are trademarks or registered trademarks of HDMI Licensing LLC in the United States and other countries.

Razer Inc. (“Razer”) may have copyright, trademarks, trade secrets, patents, patent applications, or other intellectual property rights (whether registered or unregistered) concerning the product in this guide. Furnishing of this guide does not give you a license to any such copyright, trademark, patent or other intellectual property right. The Razer Blade Pro (the “Product”) may differ from pictures whether on packaging or otherwise. Razer assumes no responsibility for such differences or for any errors that may appear. Information contained herein is subject to change without notice.

LIMITED PRODUCT WARRANTY

For the latest and current terms of the Limited Product Warranty, please visit [razer.com/warranty](https://www.razer.com/warranty).

LIMITATION OF LIABILITY

Razer shall in no event be liable for any lost profits, loss of information or data, special, incidental, indirect, punitive or consequential or incidental damages, arising in any way out of distribution of, sale of, resale of, use of, or inability to use the Product. In no event shall Razer’s liability exceed the retail purchase price of the Product.

GENERAL

These terms shall be governed by and construed under the laws of the jurisdiction in which the Product was purchased. If any term herein is held to be invalid or unenforceable, then such term (in so far as it is invalid or unenforceable) shall be given no effect and deemed to be excluded without invalidating any of the remaining terms. Razer reserves the right to amend any term at any time without notice.

FCC DECLARATION OF CONFORMANCE

This equipment has been tested and found to comply with the limits for a Class B digital device, pursuant to part 15 of the FCC Rules. These limits are designed to provide reasonable protection against harmful interference in a residential installation. This equipment generates, uses and can radiate radio frequency energy and, if not installed and used in accordance with the instructions, may

cause harmful interference to radio communications. However, there is no guarantee that interference will not occur in a particular installation. If this equipment does cause harmful interference to radio or television reception, which can be determined by turning the equipment off and on, the user is encouraged to try to correct the interference by one or more of the following measures:

- Reorient or relocate the receiving antenna.
- Increase the separation between the equipment and the receiver.
- Connect the equipment into an outlet on a circuit different from that to which the receiver is connected.
- Consult the dealer or an experienced radio TV technician for

help. For more information, refer to the online help system on razer.com.

FCC CAUTION STATEMENT

Any changes or modifications not expressly approved by the party responsible for compliance could void the user's authority to operate this equipment.

This device complies with Part 15 of the FCC Rules. Operation is subject to the following two conditions:

- This device may not cause harmful interference, and
- This device must accept any interference received, including interference that may cause undesired operation.

IMPORTANT NOTE:

FCC Radiation Exposure Statement:

This equipment complies with FCC radiation exposure limits set forth for an uncontrolled environment. End users must follow the specific operating instructions for satisfying RF exposure compliance. This transmitter must not be co-located or operating in conjunction with any other antenna or transmitter.

USAGE RESTRICTIONS

This Razer device was developed and designed to comply with the various wireless and telecom agency requirements throughout the world. This ensures that the device do not cause any harm to Public Switching Telecommunication Networks (PSTN) and do not violate any power and frequency spectrum allocations on a country by country basis. This device was also designed to be compliant with regulatory agency limits for Electromagnetic Compatibility (EMC).

IMPORTANT NOTICE FOR USE IN HEALTHCARE ENVIRONMENTS

This Razer device is not a medical device and is not listed under UL or IEC 60601 (or equivalent). This device should be kept at a certain distance to avoid harmful effects to patients or medical equipment.

AVIATION USAGE RESTRICTIONS

Certain restrictions apply to this device while on-board an aircraft. Razer encourages you to understand these restrictions to ensure the flight's safety and security.



Risk of explosion if battery is replaced by an incorrect type. Dispose of used batteries according to the instructions.

La batterie présente un risque d'incendie si celle-ci est remplacée par une batterie de type incorrect. La batterie doit être recyclée de façon appropriée.

Battery replacement warning

Risk of explosion if the battery is replaced by an incorrect type.

This product contains built-in battery that needs to be removed by a specialist before the product disposal is mandatory.

Keep the battery away from excessive heat and direct sunlight. Do not place it on heating devices such as microwave ovens, stoves or radiators.

Battery may explode if overheated. Recommended if possible.

- 1) Risk of explosion if battery is replaced by an incorrect type.
- 2) Dispose of used batteries according to the instructions.

Canada Statement

This device complies with Industry Canada's licence-exempt RSSs. Operation is subject to the following two conditions:

- (1) This device may not cause interference; and
- (2) This device must accept any interference, including interference that may cause undesired operation of the device.

Le présent appareil est conforme aux CNR d'Industrie Canada applicables aux appareils radio exempts de licence. L'exploitation est autorisée aux deux conditions suivantes :

- (1) l'appareil ne doit pas produire de brouillage;
- (2) l'utilisateur de l'appareil doit accepter tout brouillage radioélectrique subi, même si le brouillage est susceptible d'en compromettre le fonctionnement.

"This transmitter must not be co-located or operating in conjunction with any other antenna or transmitter. This equipment should be installed and operated with a minimum distance of 0 mm between the radiator and your body.

Cet émetteur ne doit pas être Co-placé ou ne fonctionnant en même temps qu'aucune autre antenne ou émetteur. Cet équipement devrait être installé et actionné avec une distance minimum de 0 mm entre le radiateur et votre corps."

The device for operation in the band 5150-5250 MHz is only for indoor use to reduce the potential for harmful interference to co-channel mobile satellite systems

les dispositifs fonctionnant dans la bande 5150-5250 MHz sont réservés uniquement pour une utilisation à l'intérieur afin de réduire les risques de brouillage préjudiciable aux systèmes de satellites mobiles utilisant les mêmes canaux;

This Class B digital apparatus complies with Canadian ICES-003.
Cet appareil numérique de la classe B est conforme à la norme NMB-003 du Canada.

Hereby, Razer Inc. declares that the radio equipment type RZ09-0287 is in compliance with Directive 2014/53/EU. The full text of the EU declaration of conformity is available at the following internet address : www.razerzone.com.

In all E member states, operation of 5150-5350MHz is restricted to indoor use only.

	AT	BE	BG	CZ	DK	EE	FR	DE	IS	IE	IT
	EL	ES	CY	LV	LI	LT	LU	HU	MT	NL	NO
	PL	PT	RO	SI	SK	TR	FI	SE	CH	UK	HR

Support Wireless Frequency (Max e.r.i.p):

BT EDR (2402-2480MHz) : __6.93__dBm
BT LE (2402-2480MHz) : __6.91__dBm
WIFI 2.4GHz (2412-2472MHz): __19.93__dBm
WIFI 5GHz (5150- 5250MHz): __22.74__dBm
WIFI 5GHz (5250- 5350MHz): __22.79__dBm
WIFI 5GHz (5470 -5725MHz): __22.74__dBm
WIFI 5GHz (5725-5850MHz): __13.80__dBm

RF exposure (SAR): The device can safely be used with a distance of 0 mm to the human body.