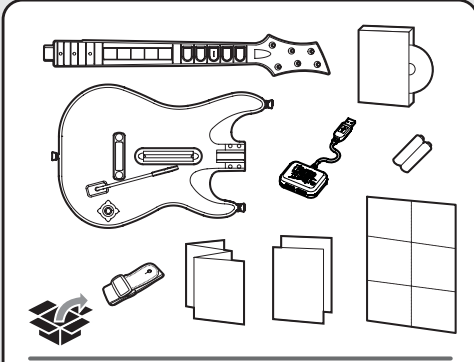


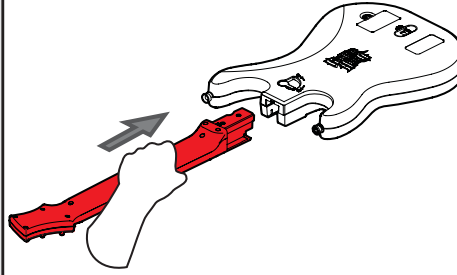


**EN** Wireless Controller  
for PLAYSTATION®3  
**FR** Manette sans fil pour  
PLAYSTATION®3  
**SP** Controlador inalámbrico  
para PLAYSTATION®3

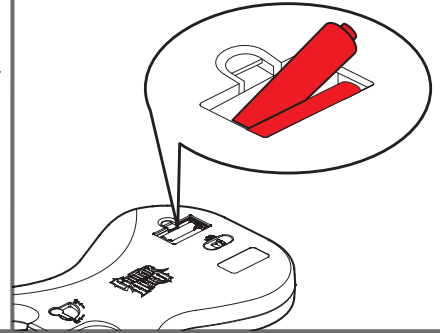


- 
1. Fret buttons
  2. Slider bar
  3. Strum bar
  4. Star Power / Select button
  5. Start buttons
  6. Directional pad and PS button
  7. Whammy bar
  8. Expansion port
  9. Controller status lights
  10. Detachable neck lever
  11. Detachable faceplate lever
  12. Battery compartment
  13. Strap button
- Wireless receiver**
14. Connect button and receiver status light
  15. USB port
1. Touches de fret
  2. Barre coulissante
  3. Barre médiator
  4. Star Power / Touche Select (Choisir)
  5. Touche START
  6. Coussinet directionnel et touche PS
  7. Barre vibrato
  8. Port d'extension
  9. Voyants de statut de la manette
  10. Manche détachable
  11. Façade détachable
  12. Compartiment à piles
  13. Bouton de sangle
- Récepteur sans fil**
14. Touche de connexion et voyant de statut du récepteur
  15. Port USB
1. Botones de traste
  2. Barra de deslizamiento
  3. Barra de toque
  4. Energía estrella / Selección botón
  5. START
  6. Almohadilla direccional y botón PS
  7. Trémolo
  8. Puerto de expansión
  9. Luces de estado del controlador
  10. Palanca de mástil desmontable
  11. Palanca de placa frontal desmontable
  12. Compartimiento para pilas
  13. Botón sujeta-correa
- Receptor inalámbrico**
14. Botón de conexión y luz de estado del receptor
  15. Puerto USB

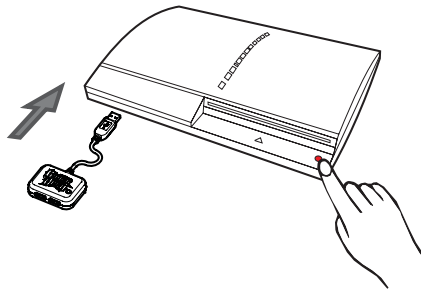
**1** Connect the neck  
Connecter le manche  
Conecta el mástil



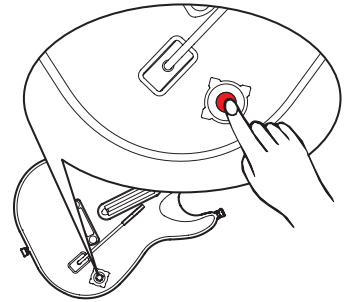
**2** Install the batteries  
Installer les piles  
Coloca las pilas



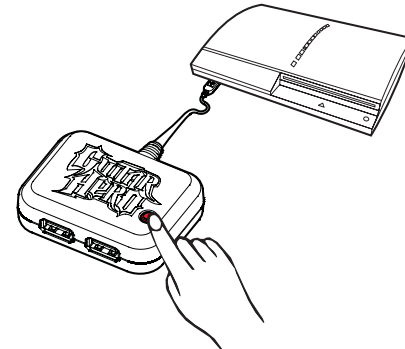
**3** Connect receiver to USB port 1  
Turn ON the console  
Branchez le récepteur au port USB 1  
Allumer la console  
Conecte el receptor al puerto USB 1  
Enciende la consola



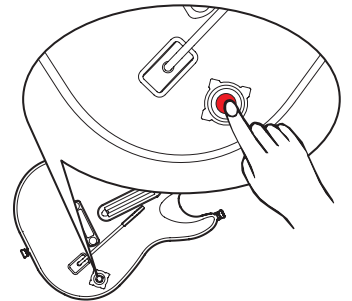
**4** Turn ON the controller  
Allumer la manette  
Enciende el mando



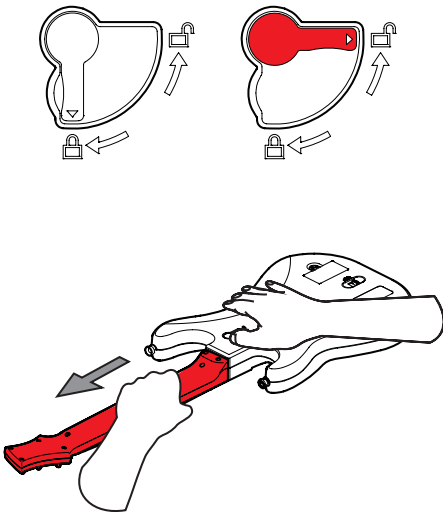
**5** Press and hold the Connect button  
Appuyez et gardez la touche de connexion enfoncée  
Presione y mantenga el botón de conexión



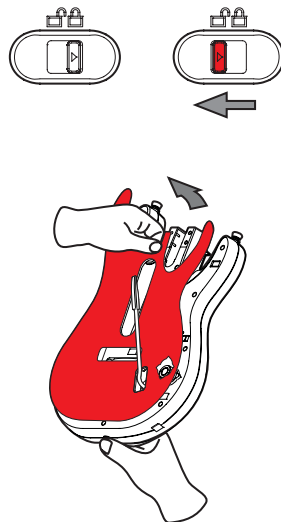
**6** Press the Connect button  
Appuyer sur la touche de connexion  
Pulsa el botón de conexión



Detach the Neck  
Détacher le manche  
Extrae el mástil



Remove the Faceplate  
Retirer la façade  
Extrae la placa frontal



**POWER SAVE MODE**

If the controller is turned on but has not been used for more than 5 minutes it will automatically enter a "sleep mode" to prolong battery life. To turn the power back on, press the PS button.

**MODE VEILLE**

Si la manette est allumée mais reste inutilisée pendant plus de 5 minutes, elle passe automatiquement en mode veille afin de prolonger la durée de vie des piles. Pour remettre le courant, appuyez sur la touche PS.

**MODO DE AHORRO DE ENERGÍA**

Si el mando está encendido pero no se utiliza durante más de 5 minutos, automáticamente pasará al "modo apagado" para prolongar la vida de las pilas. Para volver a conectar la alimentación, presione el botón PS.

For troubleshooting information refer to the instruction manual included with the controller or go to: <http://activision.com/support>

Pour tout dépannage, consultez le manuel d'instructions ou visitez le site: <http://activision.com/support>

Para obtener información sobre la resolución de problemas, consulta el manual de instrucciones o visita: <http://activision.com/support>

Guitar Hero® games © 2005-2008 Activision Publishing, Inc. Guitar Hero, Activision and RedOctane are registered trademarks of Activision Publishing, Inc. "PlayStation", "PLAYSTATION" and "PS" Family logos are registered trademarks of Sony Computer Entertainment Inc. Covered by one or more of the following patents: U.S. Patent Nos. 5,739,457; 6,018,121; 6,224,547; 6,347,998; 6,369,313; 6,390,822; 6,425,822; 6,465,867; and 6,835,887; patents pending. ACTIVISION AUTHORIZED USE OF THE GUITAR HERO CONTROLLER ONLY WITH A GUITAR HERO GAME PRODUCT OR OTHER ACTIVISION LICENSED PRODUCT. ACTIVISION EXPRESSLY PROHIBITS THE USE OF THE GUITAR HERO CONTROLLER WITH ANY OTHER GAME. NO OTHER LICENSE, EXPRESS OR IMPLIED, IS GRANTED.

Activision Publishing, Inc. © 2005-2008 Activision Publishing, Inc. Guitar Hero, Activision et RedOctane sont des marques déposées d'Activision Publishing, Inc. Couvert par l'un ou plus des brevets suivants: Numéros de brevets américains 5,739,457; 6,018,121; 6,224,547; 6,347,998; 6,369,313; 6,390,822; 6,425,822; 6,465,867 et 6,835,887; brevets en cours d'instruction. - PlayStation et le logo "PS" sont des marques déposées de Sony Computer Entertainment Inc. ACTIVISION AUTORISE L'USAGE DE CE MANETTO GUITAR HERO SEULEMENT AVEC UN PRODUIT DE JEU GUITAR HERO OU AUTRE PRODUIT AUTORIZÉ D'ACTIVISION. ACTIVISION PROHIBE EXPRESSEMENT L'USAGE DE CETTE MANETTE GUITAR HERO AVEC TOUT AUTRE JEU. AUCUNE AUTRE LICENCE, EXPRIMEE OU IMPLIEE, N'EST ACCORDEE.

Juegos Guitar Hero® © 2005-2008 Activision Publishing, Inc. Guitar Hero, Activision y RedOctane son marcas comerciales registradas de Activision Publishing, Inc. Están cubiertos por uno o más de los siguientes patentes: Patentes de EE. UU.: 5,739,457; 6,018,121; 6,224,547; 6,347,998; 6,369,313; 6,390,822; 6,425,822; 6,465,867 y 6,835,887; patentes en trámite. - PlayStation, "PLAYSTATION" y el logotipo de la familia "PS" son marcas registradas de Sony Computer Entertainment Inc. ACTIVISION AUTORIZA EL USO DE ESTE MANEJO GUITAR HERO SOLAMENTE CON UN PRODUCTO DE JUEGO GUITAR HERO O OTRO PRODUCTO AUTORIZADO DE ACTIVISION. ACTIVISION PROHIBE EXPRESAMENTE EL USO DE ESTE MANEJO DE GUITAR HERO CON OTROS JUEGOS. NO SE OTORGA NINGUNA OTRA LICENCIA, EXPLÍCITA O IMPLÍCITA.





**NOTE: THE MANUFACTURER IS NOT RESPONSIBLE FOR ANY RADIO OR TV INTERFERENCE CAUSED BY UNAUTHORIZED MODIFICATIONS TO THIS EQUIPMENT. SUCH MODIFICATIONS COULD VOID THE USER'S AUTHORITY TO OPERATE THE EQUIPMENT.**