

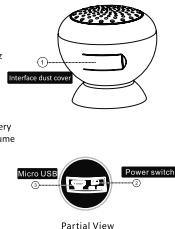
## Specification

Product Size: Φ62 x H59 mm  
Weight: 90g  
Loudspeaker: 40mm  
Rated Power: 3W  
Interface: Micro USB

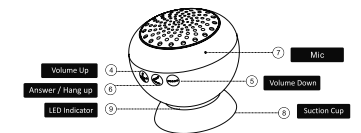
Bluetooth Parameter:  
Operation Frequency: 2402MHz - 2480MHz  
Power Output ( Peak ) : Class 2/4 dbm  
Receiving Sensitivity: -91db, @ 0.1% BER  
Operation Range: Up to 10m

Battery Parameter:  
Capacity: 400mA, 3.7V, Polymer Li-ion Battery  
Music Playback time: 5-7 Hours at 70% volume  
Charging Standard: DC 5V, 500mA  
Charging time: 1.5-2 hours

Accessory:  
USB charging cable, 1 piece;  
User manual, 1 piece.  
Certificate Of Conformity  
(warranty Card) 1 Piece



## Structure



- ① Interface Dust Cover: Protect Power Switch And Micro Usb Port;
- ② Power Switch: Switch On/off;
- ③ Micro Usb: Charging Port;
- ④ +: Volume Up;
- ⑤ -: Volume Down;
- ⑥ <: Answer / Hang Up The Phone Call Under Bluetooth Mode; Long-pressing The Key To Ring Back The Last Call.
- ⑦ Mic: Serve As Microphone During Hands-free Call.
- ⑧ Suction Cup: Capable Of Sucking On Any Smooth Surface (Glass, Glossy Wall, Ceramic, Etc..)
- ⑨ Led Indicator: Built-in Battery Indicator
  - \* Red Light On - In Charging;
  - \* Blue Light On - Fully Charged;
  - \* Blue Light Flashing Quickly - Bluetooth Pairing;
  - \* Blue Light Flashing Slowly - Bluetooth Pairing Successfully.

## Usage

Most importantly, switch on the speaker;

Play via Computer:  
Activate Computer's Bluetooth (if the computer does not built-in BT, plug on a BT adapter, also need extra BT driver.) – Turn speaker to pairing mode (Blue light flashing quickly) – Search BT speaker – Pairing – Connect and Play

Play via Mobile phone:  
Activate Mobile phone's Bluetooth – Search BT speaker – Find Lepa – Pairing – Connect and Play

## Application

Be applicable to all Bluetooth devices.

## Troubleshooting

- ① Hands-free call is only available at BT connected status; Still, the phone call could be interfered with high frequency electromagnetism. People should try not to use this product under high frequency environment.
- ② Bluetooth is a bidirectional transmitting protocol; transmitting distance is highly related to audio player. Compatible BT players are recommended.
- ③ Some terminal players are without automatically switching play function. In this case, POP noise will exist in the interval of every 2 songs.
- ④ When BT transmitting devices cannot be connected, please delete the rest BT receiving devices name on the list. Re-activate Lepa, re-searching and re-pairing.
- ⑤ The sound performance could also be affected when BT transmitting devices is under poor signal environment, or under low battery capacity.
- ⑥ Waterproof: Only the silicone gel housing is waterproof, not involve the inner structure and components.

## Postscript

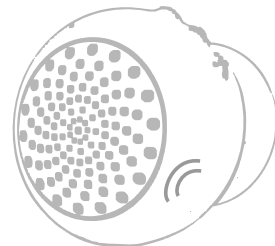
- Lepa is a cute girl with recognizable personality. She adores freedom, and loves singing. She is born with singing talents. She sings when sits, when walks, even when in bath. As all girls, she is dependent and would love to be protected. She loves to stick on you.
- She is irresistible with her mellow and delicate texture, also the convenient wireless Bluetooth. What the most extraordinary part is that she has a powerful secret weapon: Super Suction Cup. No matter where you are, she will always stick on you tightly and loyally.

Changes or modifications not expressly approved by the party responsible for compliance could void the user's authority to operate the equipment.

This equipment has been tested and found to comply with the limits for a Class B digital device, pursuant to Part 15 of the FCC Rules. These limits are designed to provide reasonable protection against harmful interference in a residential installation. This equipment generates, uses and can radiate radio frequency energy and, if not installed and used in accordance with the instructions, may cause harmful interference to radio communications. However, there is no guarantee that interference will not occur in a particular installation.

If this equipment does cause harmful interference to radio or television reception, which can be determined by turning the equipment off and on, the user is encouraged to try to correct the interference by one or more of the following measures:  
-- Reorient or relocate the receiving antenna.  
-- Increase the separation between the equipment and receiver.  
-- Connect the equipment into an outlet on a circuit different from that to which the receiver is connected.  
-- Consult the dealer or an experienced radio/TV technician for help.

This device complies with Part 15 of the FCC Rules. Operation is subject to the following two conditions: (1) this device may not cause harmful interference, and (2) this device must accept any interference received, including interference that may cause undesired operation.



## Manual