



RICCAR ULTRA COMPACT VACUUM
SupraQuik™ MODEL RSQ1

Owner's Manual

IMPORTANT SAFETY INSTRUCTIONS

Basic safety precautions should always be taken when using electrical appliances. For this vacuum, basic safety precautions include those listed below. The SupraQuik Vacuum is intended FOR HOUSEHOLD USE ONLY.

READ THIS ENTIRE MANUAL BEFORE USING YOUR FAST VAC.

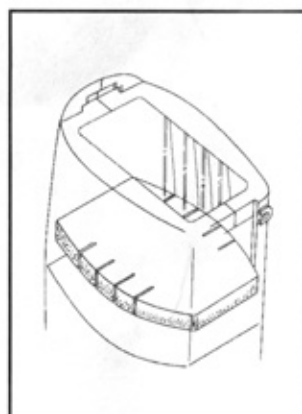
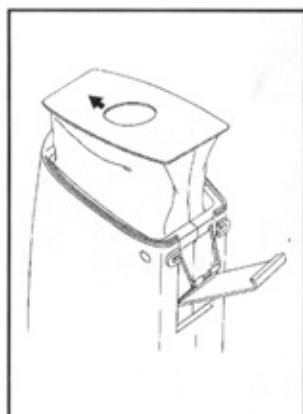
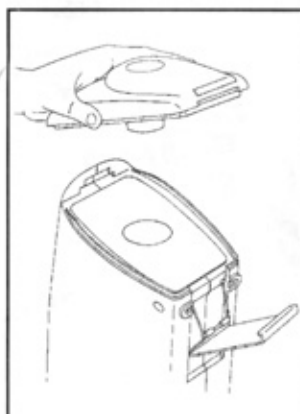
SAVE THESE INSTRUCTIONS

WARNING! TO REDUCE THE RISK OF FIRE, ELECTRICAL SHOCK, OR INJURY:

1. Do not pick up any liquids or moist materials with the vacuum. Do not use outdoors or on wet surfaces. Do not handle the vacuum, the power cord, or the plug, if your hands are wet. Store the vacuum indoors in a dry, cool area.
2. Be especially careful to avoid flammable or combustible liquids such as gasoline. Do not even use where such liquids may be present. Do not pick up anything that is hot, burning, or smoking; such as cigarettes, matches, or hot ashes.
3. Keep hands, hair, loose clothing, etc. away from openings and moving parts.
4. Before unplugging it from an electrical outlet, turn vacuum off.
5. Take care of the power cord. To unplug the vacuum, pull on the plug, not on the cord. Do not pull the vacuum by its cord. Do not run over the cord with the vacuum. Keep the cord from rubbing against sharp edges and corners. Do not let it contact hot surfaces.
6. Do not use the vacuum without a dust bag and filter. Do not turn on or use vacuum if any openings are blocked. Keep the vacuum free of dust, lint, hair, and any other substances that could reduce airflow.
7. Do not use the vacuum if it is not working properly; or if the vacuum, the cord, or the plug is damaged; or if the vacuum has been dropped, left outdoors, or gotten wet. Have the vacuum serviced at a service center before using if any of these events occur.
8. Use the vacuum only as described in this manual. Use only the attachments recommended for this model. Do not put any other objects into the openings of the vacuum.
9. Do not leave the vacuum plugged in while you are away from the area. Unplug it when not in use and before servicing.
10. The vacuum is not a toy. Be cautious and provide close supervision when using the vacuum in an area where children are present.
11. Be very careful when cleaning on stairs. Use only in well lighted areas.

RICCAR VACUUMS www.riccar.com
 1800 E Walnut Ave Fullerton CA 92831-4844





TO CHANGE THE FILTER BAG:

- 1) Release the cover retaining clamp.
- 2) Lift out the front cover.

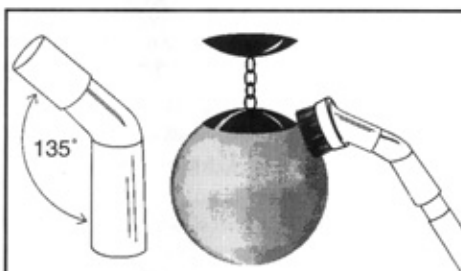
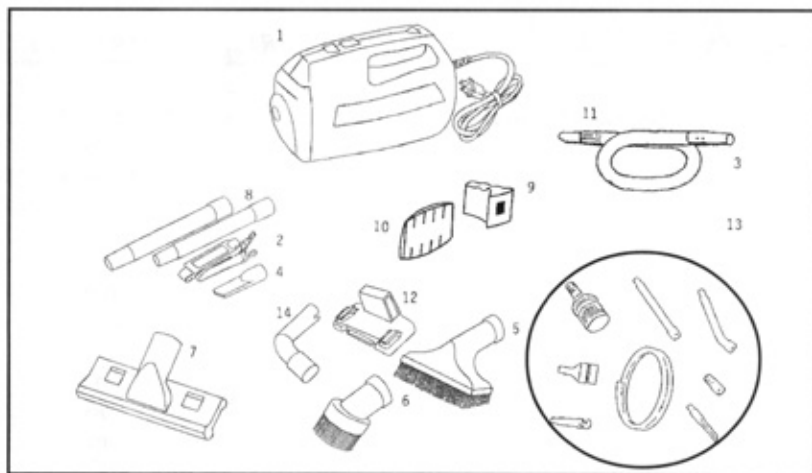
3) Remove the used filter bag by grasping the cardboard and lifting out. Install the new bag with the arrow on the cardboard pointing to the top of the vacuum.

TO REPLACE THE CHARCOAL FILTER:

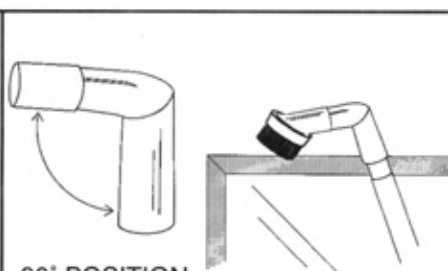
Lift out old filter from the rear of container. Make sure new filter fits well to the ribs within the cavity.

VACUUM CLEANER & ATTACHMENTS

1. Vacuum Cleaner
2. Adjustable Shoulder Strap
3. Hose Assembly
4. Crevice Tool
5. Upholstery Nozzle and Brush
6. Dusting Brush
7. Combo Carpet/Bare Floor Tool
8. Two Extension Wands
9. Filter Bag (One in Vacuum)
10. Charcoal Filter (in Vacuum)
11. Hose Adapter
12. Attachment Holder
13. Mini Vacuum Attachments Kit
14. Adjustable Angle Adapter



135° POSITION FOR MOST JOBS



90° POSITION



Clean
baseboards
quickly and
easily!



Combo Carpet / Bare
Floor Tool



Crevice Tool



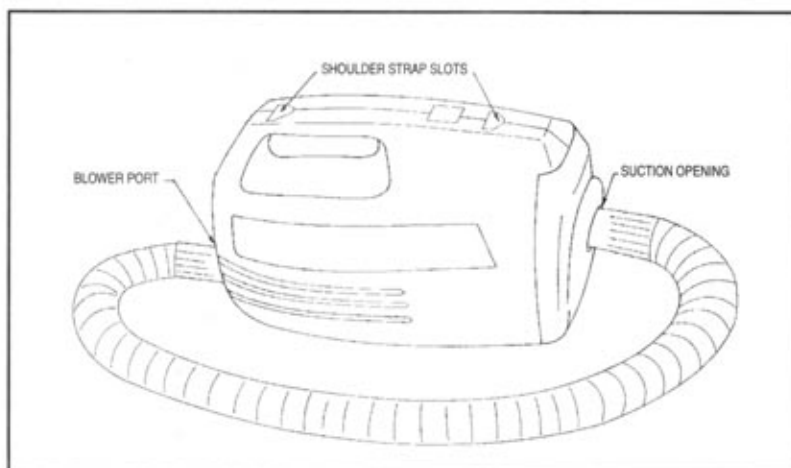
Hose for Mini Tools
(Fits Directly into Vacuum)

SHOULDER STRAP

For easy carrying, the shoulder strap attaches to the two metal triangle rings. Adjust strap and shoulder pad for comfort.

ATTACHING THE HOSE

To use as a vacuum, attach end of hose into suction opening. To use as a blower, insert adapter portion into blower port opening.



IMPORTANT SAFETY INFORMATION

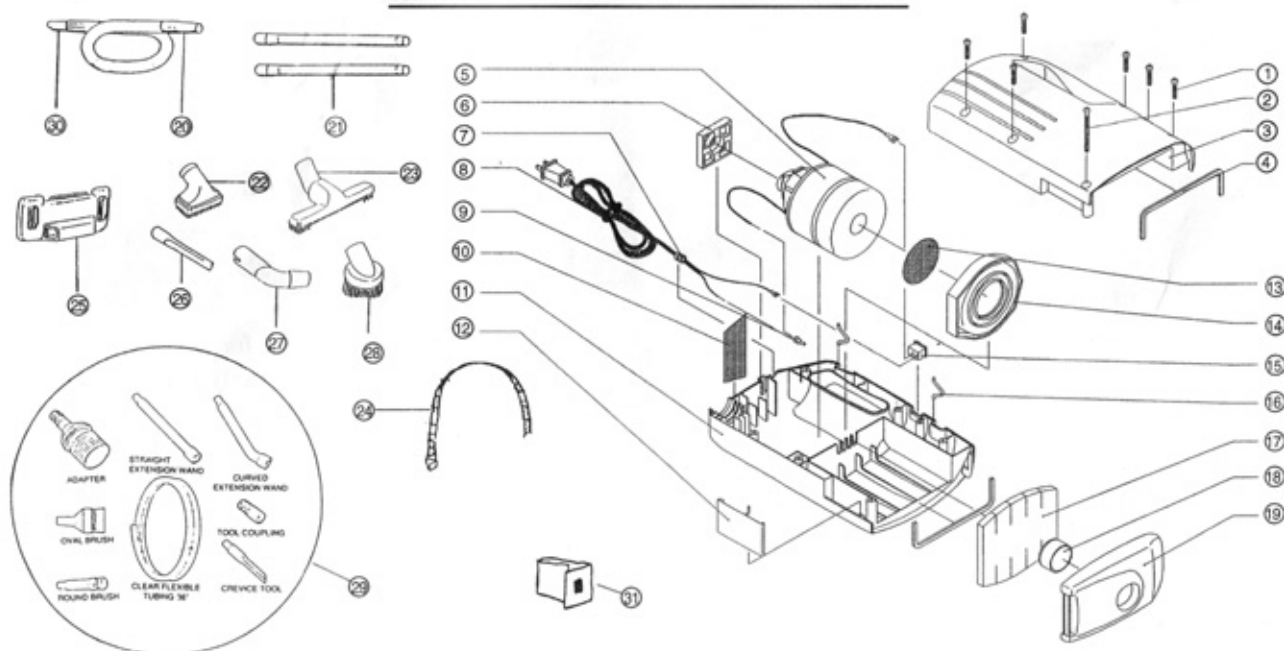
THE DISPOSABLE FILTER BAG:

Do not operate the SupraQuik vacuum without a filter bag. Unplug the SupraQuik vacuum before changing the filter bag or cleaning the vacuum. For best results, change the filter bag at least once a month, even if the bag is not full. Change the filter bag after vacuuming fine powders, such as cement, because they can block the pores in the filter bag and prevent air flow.

POLARIZATION OF POWER CORD PLUG:

To reduce the risk of electric shock, this appliance has a polarized plug (one blade is wider than the other). The plug will fit in a polarized outlet only one way. If the plug does not fit fully in the outlet, reverse the plug. If it still does not fit, contact a qualified electrician to install the proper outlet. Do not change or alter the plug in any way.

VACUUM CLEANER PARTS



ILLUS.	PART NO.	DESCRIPTION			
1	BE00051	SHORT SCREW (COVER)	17	FA00011	CHARCOAL FILTER
2	BE00061	LONG SCREW (COVER)	18	BB00051	NOZZLE COVER
3	BA00531	CLEANER COVER (RIGHT)	19	BA00551	CLEANER COVER (FRONT)
4	BB00071	GASKET	20	BF00081	HOSE ASSEMBLY
5	AA00031	BLOWER MOTOR ASSEMBLY	21	BA00381	EXTENSION WAND
6	BB00031	MOTOR HOLDER (BACK)	22	BA00391	UPHOLSTERY NOZZLE WITH SLIDE-ON BRUSH
7	DD00011	POWER CORD WITH STRAIN RELIEF	23	BA00401	DELUXE CARPET & BARE FLOOR TOOL
8	DG00091	RELEASABLE CABLE TIE (300MM)	24	FC00011	ADJUSTABLE SHOULDER STRAP WITH HOOKS AND PAD
9	DG00021	CLOSED-END WIRE CONNECTOR			
10	BD00251	METAL PROTECTIVE SCREEN	25	BA00311	ATTACHMENT HOLDER
11	BA00541	CLEANER COVER (LEFT)	26	BA00371	CREVICE TOOL
12	BD00261	FRONT COVER CLAMP	27	BA00241	ADJUSTABLE ANGLE ADAPTOR
13	BD00241	METAL PROTECTIVE SCREEN	28	BA00411	DUSTING BRUSH
14	BB00041	MOTOR HOLDER (FRONT)	29	AA00531	MINI VACUUM ATTACHMENTS KIT
15	DB00011	SWITCH	30	BA00151	HOSE ADAPTOR
16	BF00051	METAL TRIANGLE RING	31	RSQ-6	PKG. OF 6 DISPOSABLE FILTER BAGS

2-YEAR LIMITED WARRANTY (90 days commercial)

The components of the **SupraQuik Vacuum** are warranted by **Riccar Vacuums** for a period of two (2) years (90 days when used commercially) from date of purchase. Components will be replaced free of cost, at their option, when, upon examination by **Riccar Vacuums**, these components are found to be defective in material or workmanship. Wear of brushes and hoses will not be considered as a part defect. This warranty does not apply to any part which has been subject to accident, abuse, alteration, misuse, water, damage caused by fire or act of God, or which has been used on voltages other than indicated. This warranty gives you specific legal rights and you may also have other rights which vary from state to state.