

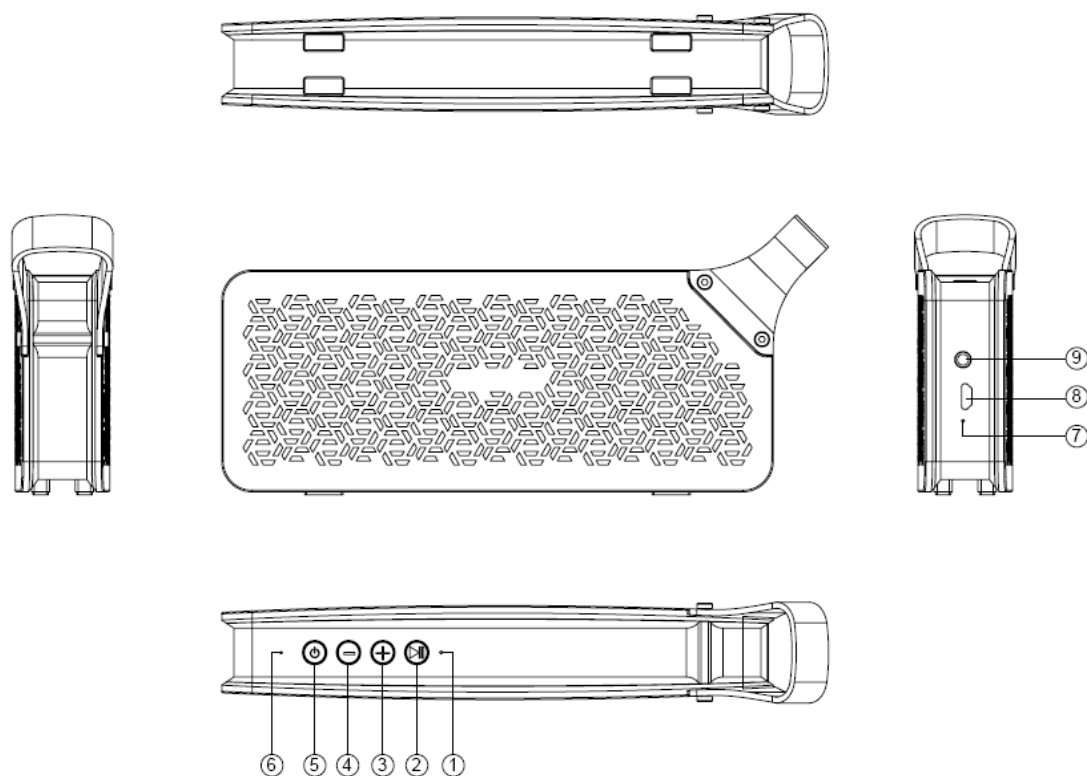
S6 Instruction Manual

Thank you for choosing our product. Please read the instruction manual before using and keep it properly for your reference.

■ Main features and Technical Parameters

- Product Model: S6
- Dimensions:: 181MM*74MM*31MM
- Unit Weight:: 240G
- Built-in Lithium battery: 3.7V/1000mAh
- Charge Jack: Micro USB
- Charge Voltage: DC5V
- Charge Current: 500mA
- Charger Time: About 2.5hour
- Playing Time: About 8hours at 70%volume
- Audio Output Power: 3W*2
- Speaker: 4 Ω 3W*2
- Frequency Response: 100Hz~20KHz
- 10 meters operation range
- Bluetooth version: BK8000L; Bluetooth v2.1+EDR/ A2DP/ AVRCP/ HFP

■ Product Illustration




Key functions: 1) Status Indicator / 2) Multifunction Button/ 3) Volume (+) / 4) Volume (-) / 5) Power on/ 6) MIC /7) Charging Indicator/ 8) MICRO Charging plug/ 9) LINE IN Port

■ Operating Instructions

Power on: Long press  for 2 seconds until one blue indicator is on



Power off: Long press  for 3 seconds until one red indicator is on



Pairing: Long press  for until red and blue light flash quickly


Bluetooth name:S6


Volume adjustment: Press and hold "+" button to increase the volume ;
Press and hold "-" button to decrease the volume

Song choosing: Press "+" button to play next music;
Press "-" button to play previous music

Play/Pause: Press  to pause the music, press  again to resume play



Answer /End the call: Press  to answer the call, and press  again to end the call and resume play music,


Reject an incoming call: Long press  for 2s

Tail number redial: Press  twice quickly, then it will dial the latest dial number


■ LED indicator

Low battery: When battery is lower than 20%,  red light on

Charging: When the product is charging,  red light will be on, when the charging is finish,  Red light will on off.

Bluetooth has connected:  Blue light flash slowly

Bluetooth automatic connect :  Blue light is on

Bluetooth pair :  Red light and blue light flash

FCC Warning Statement

Changes or modifications not expressly approved by the party responsible for

compliance could void the user's authority to operate the equipment. This equipment has been tested and found to comply with the limits for a Class B digital device, pursuant to Part 15 of the FCC Rules. These limits are designed to provide reasonable protection against harmful interference in a residential installation. This equipment generates uses and can radiate radio frequency energy and, if not installed and used in accordance with the instructions, may cause harmful interference to radio communications. However, there is no guarantee that interference will not occur in a particular installation. If this equipment does cause harmful interference to radio or television reception, which can be determined by turning the equipment off and on, the user is encouraged to try to correct the interference by one or more of the following measures:

- - Reorient or relocate the receiving antenna.
- - Increase the separation between the equipment and receiver.
- - Connect the equipment into an outlet on a circuit different from that to which the receiver is connected.
- - Consult the dealer or an experienced radio/TV technician for help.