

136mm

ring

Beams Step Light

110mm



1. Connect your Step Light.

Download the Ring app.

The app walks you through setting up and managing your Step Light.

Search for “Ring” in one of the app stores below, or visit: ring.com/app



Set up your Ring Beams Bridge.

The Bridge connects your Ring Beams lights to the rest of your Ring system. Your Bridge must be up and running before you set up your Step Light.

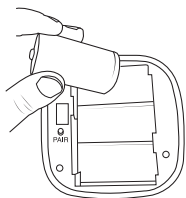
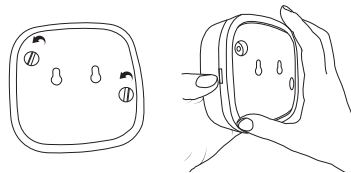


To set up your Bridge, follow the instructions in the Ring app or Bridge user manual.

Insert the batteries.

Remove the screws from the back, and lift off the battery lid.

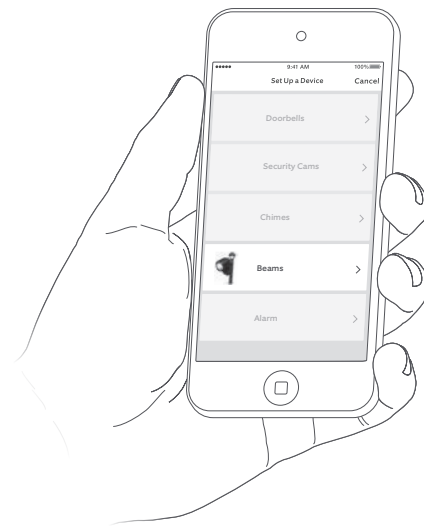
Insert three C-cell batteries.



Set up your Step Light in the Ring app.

In the app, tap **Set Up a Device**.

When prompted, select **Beams** and follow the in-app instructions.

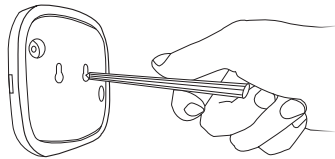


2. Install your Step Light.

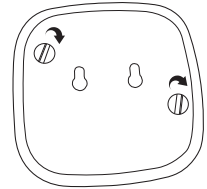
Use the lid as a template to mark the screw locations.

i Your Step Light detects motion best when mounted ~2 feet above the ground.

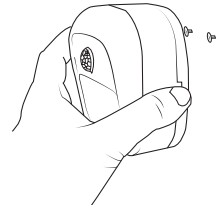
Drive the two mounting screws, leaving ~1/4" exposed.



Push the lid back onto your Step Light, and secure it with the screws you removed.



Place your Step Light over the mounting screws, then push downward to lock it in place.



FCC Warning

This device complies with part 15 of the FCC rules. Operation is subject to the following two conditions: (1) this device may not cause harmful interference, and (2) this device must accept any interference received, including interference that may cause undesired operation.

Changes or modifications not expressly approved by the party responsible for compliance could void the user's authority to operate the equipment.

NOTE: This equipment has been tested and found to comply with the limits for a Class B digital device, pursuant to part 15 of the FCC Rules. These limits are designed to provide reasonable protection against harmful interference in a residential installation. This equipment generates uses and can radiate radio frequency energy and, if not installed and used in accordance with the instructions, may cause harmful interference to radio communications. However, there is no guarantee that interference will not occur in a particular installation. If this equipment does cause harmful interference to radio or television reception, which can be determined by turning the equipment off and on, the user is encouraged to try to correct the interference by one or more of the following measures:

- Reorient or relocate the receiving antenna.
- Increase the separation between the equipment and receiver.
- Connect the equipment into an outlet on a circuit different from that to which the receiver is connected.
- Consult the dealer or an experienced radio/TV technician for help.

Radiation Exposure Statement

This equipment complies with FCC radiation exposure limits set forth for an uncontrolled environment. This equipment should be installed and operated with minimum distance 20cm between the radiator and your body.

ISED Statement

English: This device complies with Industry Canada license - exempt RSS standard(s).

Operation is subject to the following two conditions: (1) This device may not cause interference, and (2) This device must accept any interference, including interference that may cause undesired operation of the device.

The digital apparatus complies with Canadian CAN ICES - 3 (B)/NMB - 3(B).

- French: Le présent appareil est conforme aux CNR d'Industrie Canada applicables aux appareils radio exempts de licence. L'exploitation est autorisée aux deux conditions suivantes: (1) l'appareil ne doit pas produire de brouillage, et (2) l'utilisateur de l'appareil doit accepter tout brouillage radioélectrique subi, même si le brouillage est susceptible d'en compromettre le fonctionnement.

Radiation Exposure Statement

This equipment complies with Canada radiation exposure limits set forth for an uncontrolled environment. This equipment should be installed and operated with minimum distance 20cm between the radiator & your body.

Déclaration d'exposition aux radiations

Cet équipement est conforme Canada limites d'exposition aux radiations dans un environnement non contrôlé. Cet équipement doit être installé et utilisé à distance minimum de 20cm entre le radiateur et votre corps.

For additional help, visit: ring.com/help

Or give us a call...

US 1 800 656 1918

Canada 1 855 300 7289

Worldwide +1 310 929 7085

For a list of all our customer support numbers, visit:
ring.com/callus

To review your warranty coverage, please visit www.ring.com/warranty.

Patents: www.ring.com/patents

© 2018 Ring LLC or its affiliates.

RING, ALWAYS HOME, and all related logos are trademarks of Ring LLC or its affiliates.

Last updated: 09/18/18