



108mm

ring
Beams
Spotlight

90mm

1. Set up your Spotlight.

Download the Ring app.

The app walks you through setting up and managing your Spotlight.

Search for “Ring” in one of these app stores, or visit: ring.com/app




Set up your Ring Beams Bridge.

The Bridge connects your Ring Beams lights to the rest of your Ring system.

To set up your Bridge, follow the instructions in the Ring app or Bridge user manual.



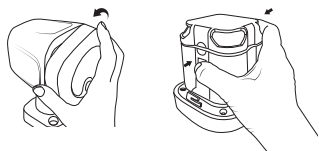
If you do not own a Bridge, don't worry. Your Spotlight will work fine, but you won't be able to control it in the app.



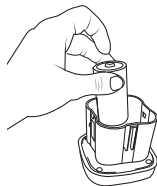


Insert the batteries.

Twist and pull off the front of the light, then press the side buttons on the battery compartment to open.



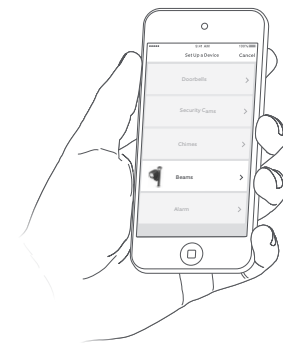
Insert four D-Cell batteries, then slide the battery cover back onto your Spotlight.



Set up your Spotlight in the Ring app.

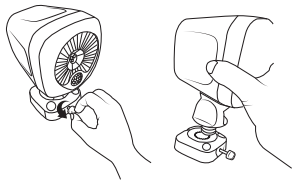
In the app, tap **Set Up a Device**.

When prompted, select **Beams** and follow the in-app instructions.

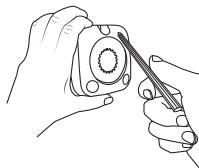


2. Install your Spotlight.

Loosen the locking screw on the base and remove the base from your Spotlight.

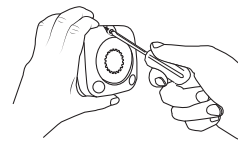


Use the base as a template to mark the screw holes.

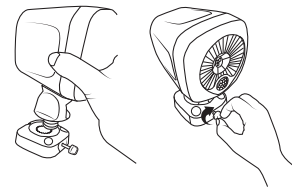


Your Spotlight detects motion best when mounted 8-12 feet above the ground.

Hold the base against the surface and drive the three mounting screws.



Insert your Spotlight into the base at your chosen angle and tighten the screw.



Loosen the side screw on your Spotlight, rotate to desired angle, and tighten the screw.



For additional help, visit: ring.com/help

Or give us a call...

US 1 800 656 1918

Canada 1 855 300 7289

Worldwide +1 310 929 7085



For a list of all our customer support numbers, visit: ring.com/callus

To review your warranty coverage, please visit www.ring.com/warranty.

Patents: www.ring.com/patents

© 2018 Ring LLC or its affiliates.

RING, ALWAYS HOME, and all related logos are trademarks of Ring LLC or its affiliates.

Last updated: 09/28/18



Warnings

This device complies with part 15 of the FCC Rules and Industry Canada licence-exempt RSS standard(s). Operation is subject to the following two conditions: (1) this device may not cause interference, and (2) this device must accept any interference, including interference that may cause undesired operation of the device.

Le présent appareil est conforme aux CNR d'Industrie Canada applicables aux appareils radio exempts de licence. L'exploitation est autorisée aux deux conditions suivantes : (1) l'appareil ne doit pas produire de brouillage, et (2) l'utilisateur de l'appareil doit accepter tout brouillage radioélectrique subi, même si le brouillage est susceptible d'en compromettre le fonctionnement.

This equipment has been tested and found to comply with the limits for a Class B digital device, pursuant to part 15 of the FCC Rules. These limits are designed to provide reasonable protection against harmful interference in a residential installation. This equipment generates, uses and can radiate radio frequency energy and, if not installed and used in accordance with the instructions, may cause harmful interference to radio communications. However, there is no guarantee that interference will not occur in a particular installation. If this equipment does cause harmful interference to radio or television reception, which can be determined by turning the equipment off and on, the user is encouraged to try to correct the interference by one or more of the following measures:

- Reorient or relocate the receiving antenna.
- Increase the separation between the equipment and receiver.
- Connect the equipment into an outlet on a circuit different

from that to which the receiver is connected.

- Consult the dealer or an experienced radio/TV technician for help.

Caution: Any changes or modifications to this device not explicitly approved by manufacturer could void your authority to operate this equipment.

MPE Reminding

To satisfy FCC / IC RF exposure requirements, a separation distance of 20 cm or more should be maintained between the antenna of this device and persons during device operation.

To ensure compliance, operations at closer than this distance is not recommended.

Les antennes installées doivent être situées de façon à ce que la population ne puisse y être exposée à une distance

de moins de 20 cm. Installer les antennes de façon à ce que le personnel ne puisse approcher à 20 cm ou moins de la position centrale de l'antenne.

La FCC des États-Unis stipule que cet appareil doit être en tout temps éloigné d'au moins 20 cm des personnes pendant son fonctionnement.