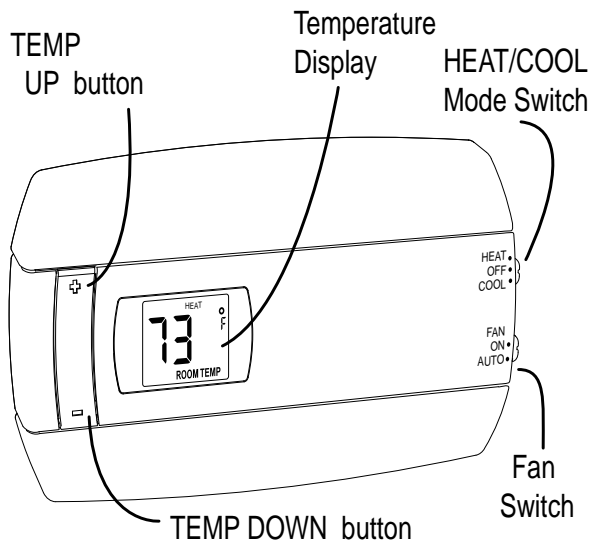
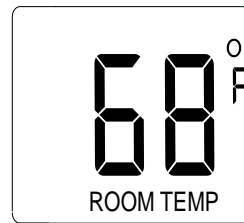


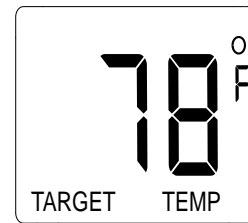
Operation 6020



Fahrenheit/Celsius indicator



Current Temperature Display



SET Temperature Display

Statement of use: The 6020 can be used with millivolt, 24VAC, 1 and 2 stage conventional gas/oil/elec heat, 1 and 2 stage heat pumps, 2 or 3 wire zoned hot water, zoned forced air, 1 and 2 stage cooling and hybrid systems. It cannot be used with 120 volt heating systems.

PG 1

Configure

Set HEAT/COOL mode switch to HEAT or COOL. The unit will display the Room temperature. Set the Fan switch to AUTO.

Operate

Press the TEMP UP and TEMP DOWN buttons to select the desired temperature. The TARGET icon will be displayed with your desired temperature. (Display will return to room temp in 5 sec).

In the winter, set the system switch to HEAT to control your heating system.

In the summer, set the system switch to COOL to control your AC.

In spring and fall or when windows are open, you can set the system switch OFF.

Setting the FAN switch to AUTO automatically runs your system's fan during heating and cooling.

Setting the FAN switch to ON runs your system's fan continuously even without heating or cooling.

PG 2

Low Battery

When the batteries are low, the battery icon will flash. The two AAA batteries in the unit need to be replaced. The HVAC system will stop functioning when the thermostat loses power; replace batteries as soon as you see this warning. Press RESET after replacing batteries



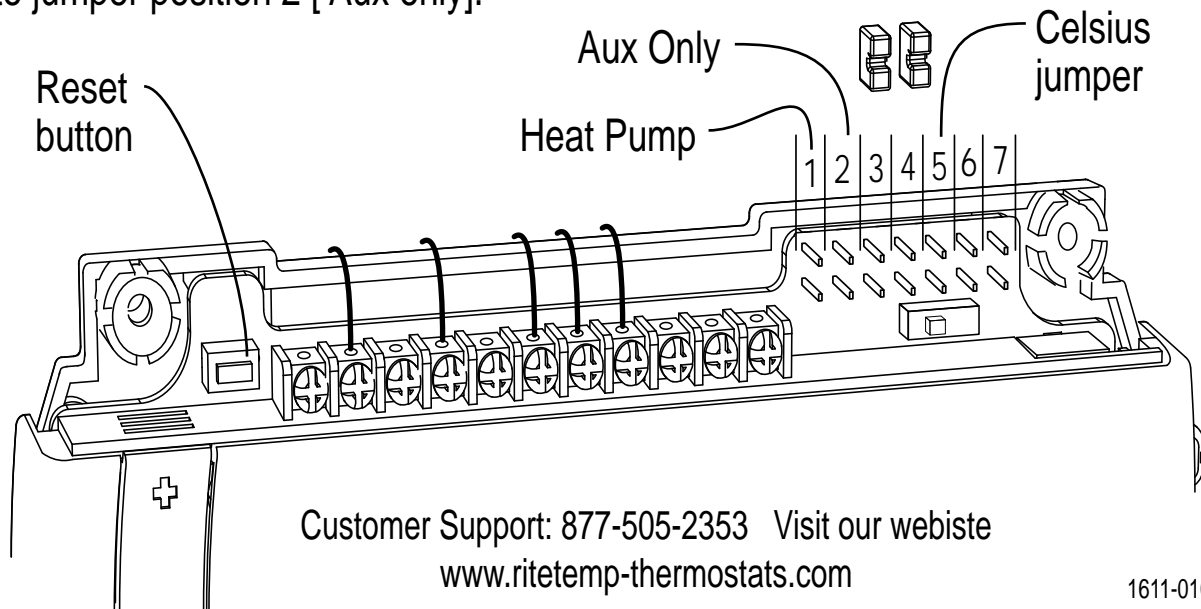
F° / C° Select

The F/C jumper is under the top cover Jumper #5. It determines which temperature system is displayed on the LCD display. With the jumper off, the display is Fahrenheit (default setting), with the jumper on both pins, the display is Centigrade. When the jumper is changed, the unit must be reset (under the top cover on the left).

To set a Heat Pump's Aux only mode

PG 4

If you have a heat pump with auxiliary heat, and the heat pump is not working, you can use the auxiliary heat only by moving jumper 1 [heat pump] to jumper position 2 [Aux only].



Customer Support: 877-505-2353 Visit our website
www.ritetemp-thermostats.com

1611-010