






---

(index.html)

# GET STARTED WITH ROOST

## **In most cases, setup takes minutes!**

Welcome to Roost! It's easy to get going with your Smart Battery, and this page will take you through setup step-by-step. You don't need any tools or hubs – you just need a few things to get started with your Smart Battery:

-  A smoke alarm that uses a 9-volt battery for backup or primary power
-  An iOS or Android smartphone
-  A Wi-Fi® network (and password if you have one)




 [WATCH OUR SETUP VIDEO \(HTTPS://WWW.YOUTUBE.COM/WATCH?V=LBWWC\)](https://www.youtube.com/watch?v=LBWWC)

Help

or just follow the 3-step guide below.



## Step 1: Get the Roost app and create your account

 <b>Get the Roost app</b>
 <b>Enable Location</b>
 <b>Create Account</b>

Download and install the Roost mobile app by searching for "Roost Smart Battery" in the iTunes or Google Play app store. You can search directly from the app store on your smartphone or click below to add the appropriate Roost app.

### Download for iOS



(<https://itunes.apple.com/us/app/roost-smart-battery/id975933208?mt=8>)

### Download for Android




(<https://play.google.com/store/apps?id=com.smartroost.app>)

Next, open the Roost app and follow the installation instructions within the app.

Questions? Please visit our [Troubleshooting page](#).

## Step 2: Connect your Smart Battery

 **Add a Smart Battery**

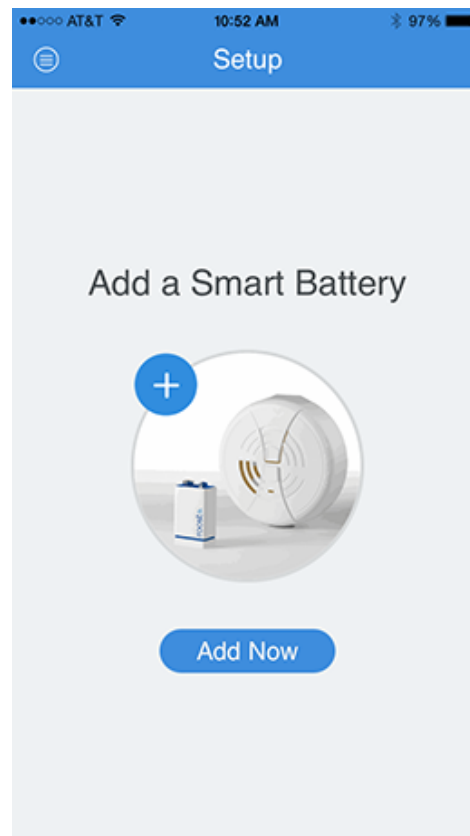
 **Define a Location**

 **Connect to Wi-Fi**

 **Set up Connection**

After you've created your account, you are ready to set up your Smart Battery and connect it to Wi-Fi. Before you start, make sure that your smartphone is connected to your home Wi-Fi. To get started, pull the clear tab out of your Smart Battery. You will hear an audio welcome tone indicating that your Smart Battery has powered on. Then select "Add Now" in the Roost app to set up a new Smart Battery.

### Add A Smart Battery



## Step 3: Install and Test the Smart Battery in your Smoke Alarm

### □ Insert Battery

### Test Alarm

Remove your old 9V battery. Then remove the clear protective cap at the top of your Smart Battery. You can re-use this to safely dispose of your current 9V battery by simply snapping it on the terminals of the old 9V for disposal.




Install your Smart Battery in your smoke alarm, inserting it just as you would a conventional 9V battery.

### Insert Battery



**Congratulations, you've set up your Smart Battery! Roost can now help you remotely monitor and protect your loved ones in your home.**

## Get more assurance with other Roost Smart Battery app features

 <b>Alert notifications</b>
 <b>Emergency contacts</b>
 <b>Checking Status</b>

### What happens when I receive an alert notification on my smartphone?

Most of the time, your Smart Battery will be silently and reliably working to monitor your home's smoke alarm. In the case of alert, you'll receive a notification on your smartphone. You will also be able to open the app to silence your alarm, see which of your invited monitors are near the alarm, or call emergency contacts.

### Alert Notifications

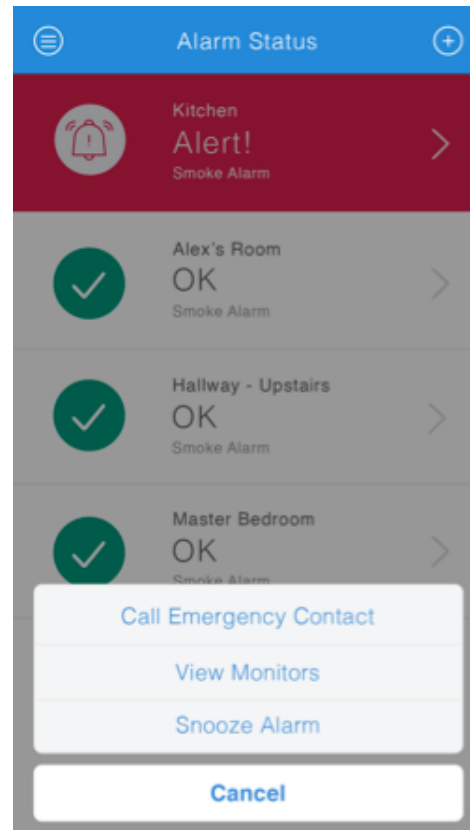


When your Smart Battery detects an alert from your smoke or CO alarm, you will receive a

notification on your smartphone. If you tap on this notification, it'll open up the Roost app and reveal several options:

- Call Emergency Contact
- View Monitors
- Snooze Alarm

### Snooze the Alarm



When you Snooze Alarm, this will silence your alarm for a limited amount of time. This is especially handy when you have a false alarm (say, burn the toast). Please note that this feature only works with alarms that are only powered by 9V batteries and are not hard-wired to A/C power.

Need additional help? **Go to**  
**the Help Center ▶**  
(<http://getroost.zendesk.com>)

---



Copyrights © 2015 All Rights Reserved by Roost, Inc. Privacy  
([privacy.html](#)) / Terms ([terms.html](#))

Contact ([contact.html](#)) / Jobs ([roostjobs.html](#)) / Blog ([blog.html](#)) /  
Support (<http://support.getroost.com>) /  
Press Kit  
([https://www.dropbox.com/sh/obt9nlatz888jr/AABOvJDr5fCd4gc5eT3oPAA6a?  
dl=0](https://www.dropbox.com/sh/obt9nlatz888jr/AABOvJDr5fCd4gc5eT3oPAA6a?dl=0))  
/ Buy (<https://shop.getroost.com>)



© 2015 Roost, Inc. All rights reserved. The Roost™ word mark and logo are trademarks of Roost, Inc. The Wi-Fi Certified Logo is a logo of Wi-Fi Alliance®. All other logos and trademarks are the property of their respective owners. See [www.getroost.com/patents](http://www.getroost.com/patents) for a list of applicable patents and/or patent applications.

No part of this publication may be stored, reproduced, transmitted or distributed, in whole or in part, in any manner, electronic or otherwise, whether or not for a charge or other or no consideration, without the prior written permission of Roost, Inc. Requests for permission to store, reproduce, transmit or distribute materials may be made to the following address:

Roost, Inc.  
955 Benecia Avenue  
Sunnyvale, CA 94085

User Guide Version: 1.0  
Publication date: September 1, 2015  
[support@getroost.com](mailto:support@getroost.com)

You can purchase replacements for the 9V lithium battery in your Roost Smart Battery at [getroost.com](http://getroost.com). Do not attempt to replace your battery with a battery from another manufacturer.

#### **5) No Lifesaving Uses of the Services**

The Roost Smart battery app (including mobile and web applications), the smart battery device, and the smart battery device software may be collectively referred to as the “Services”.

The Roost Smart Battery is not an alarm. The apps and device software are intended to be accessed and used for non-critical information and control of the smart battery. You will not rely on the Services for any health, lifesaving, or emergency purposes. Under no circumstances should you enter into a life-threatening environment. The Services (on their own or in combination with third-party products or services) are not a third-party monitored emergency notification system and are not certified for emergency response. Roost will not dispatch emergency authorities to your home in the event of an emergency.

## Roost Important Information

### **1) Compatibility**

The Roost Smart Battery is compatible only with smoke and CO alarms that use a 9-volt battery, including those hard-wired with 9V battery backup.

Requires iOS 7 or Android 4.2 (or higher) devices, Wi-Fi® access and installation of free Roost iOS or Android app.

### **2) FCC Notice**

This device complies with Part 15 of the FCC Rules. Operation is subject to the following two conditions: (1) this device may not cause harmful interference, and (2) this device must accept any interference received, including interference that may cause undesired operation.

#### **CAUTION:**

Changes or modifications to this unit not expressly approved by Roost, Inc. could void the user's authority to operate this equipment.

Note: This equipment has been tested and found to comply with the limits for a Class B digital device, pursuant to part 15 of the FCC Rules. These limits are designed to provide reasonable protection against harmful interference in a residential installation. This equipment generates uses and can radiate radio frequency energy and, if not installed and used in accordance with the instructions, may cause harmful interference to radio communications. However, there is no guarantee that interference will not occur in a particular installation. If this equipment does cause harmful interference to radio or television reception, which can be determined by turning the equipment off and on, the user is encouraged to try to correct the interference by one or more of the following measures:

- Reorient or relocate the Roost Smart Battery
- Consult [getroost.com/support](http://getroost.com/support) for help

### **3) Safety Information**

**WARNING:** Do not expose this Smart Battery to excessive heat, direct sunlight, or fire. Do not expose to excessive humidity, rain, moisture or other liquids.

Store battery at room temperature between 40 and 80 degrees F for best results.

Do not attempt to recharge smart battery with a Lithium Polymer/Li-ion, NiMH or NiCd charger. The Roost Smart Battery is not rechargeable.

Do not store in close proximity with other batteries. Do not let the battery terminals touch the terminals of other batteries.

Insert battery properly to the positive (+) and the negative (-) terminals. Installing the battery incorrectly could lead to leakage or explosions.

### **4) Disposal Information**

Battery Must be Recycled or Disposed of Properly.

When the Roost Smart Battery is no longer functional, please dispose of the replaceable lithium ion battery pack properly, following the guidelines in accordance with applicable regulations for your country. In most countries, lithium ion batteries must be recycled.



Mobile notifications are provided for informational purposes only and are not a substitute for a third-party monitored emergency notification system. In cases where it is critical for health, life safety, or other purposes, accessing information through or in connection with the Services is not a substitute for obtaining the information from observing the situation directly. Roost makes no warranty or representation that use of the Services (alone or with any third-party product or service) will affect or increase safety. The company cannot and does not provide specific information on what to do in an emergency situation in your home or elsewhere. It is your responsibility to educate yourself on how to respond to an emergency and to respond according to the specifics of your situation.

Roost cannot and does not guarantee that you will receive notifications within a certain time or at all. While Roost aims for the Services to be highly reliable and available, Roost does not offer any specific uptime guarantee for the Services and the Services are not intended to be reliable or available 100% of the time. The apps and device software may be suspended temporarily without notice for security reasons, system failure, maintenance and repair, or other circumstances. The Services are subject to sporadic interruptions and failures for a variety of reasons beyond Roost's control, including issues related to electrical or battery failure, wireless connectivity and service provider and carrier uptime. You will not be entitled to any refund or rebate for such suspensions, interruptions or failures. Roost is not responsible for (and you are responsible for) any damages allegedly caused by the failure or delay of the apps or device software to reflect current status or notifications.

The apps or device software will not be accessible without: (i) always-on broadband Internet access and a working Wi-Fi network in your home that communicates reliably with the Company's products; (ii) mobile clients such as a supported phone or tablet; and (iii) other hardware or software that may be specified by Roost. It is your responsibility to ensure that you have all required hardware and software and that such hardware and software are compatible and properly configured. The Services may not work as described when the requirements and compatibility have not been met. You are responsible for all fees charged by the providers of such hardware or software in connection with your use of the Services.

### **6) Roost Smart Battery Limited Warranty**

**Please note: All claims made under the Roost Smart Battery One-Year Limited Warranty will be governed by the terms set out in this warranty document.**

Roost, Inc. (“Roost”) warrants to the original purchaser only that the Roost Smart Battery (“Product”) shall be free from defects in materials and workmanship under normal use for a period of ONE (1) YEAR from the date of original retail purchase (“Warranty Period”).



#### 1. REMEDIES.

If a defect in materials or workmanship arises and a valid claim is received by Roost during the Warranty Period, Roost, at its option and to the extent permitted by law, will (1) repair the Product at no charge using new parts or previously used parts that are equivalent to new in performance and reliability, or (2) exchange the Product with a product with equivalent functionality formed from new and/or previously used parts that are equivalent to new in performance and reliability or, with your consent, a product that is at least functionally equivalent to the product it replaces. If Roost is unable to provide a replacement and repair is not commercially practicable or cannot be timely made, Roost may refund the original purchase price you paid for the Product. In the event of a defect, to the extent permitted by law, these are your sole and exclusive remedies. Shipping and handling charges may apply except where prohibited by applicable law. This Limited Warranty is valid only in jurisdictions where the Product is sold by Roost itself or through its authorized reseller or agent, and is valid to the extent permitted by applicable laws of such jurisdictions. Any replacement Product will be warranted for the remainder of the original Warranty Period or for thirty (30) days, whichever is longer, or for any additional period of time that may be applicable in the jurisdiction in which purchaser resides.

#### 2. HOW TO OBTAIN WARRANTY SERVICE.

To obtain warranty service, you must obtain a Return Material Authorization (RMA) from our customer service team. For specific information on how to obtain warranty service on your Product, contact Roost using the information described at [www.getroost.com/returns](http://www.getroost.com/returns). When you contact Roost via telephone, you may be required to pay call charges depending on your location. Please contact your network operator for details. Proof of purchase may be required to verify eligibility. If Roost determines that your Product is eligible for mail-in service, Roost will provide you with an RMA and send you prepaid waybills and applicable packaging material, so that you may ship your Product to Roost. Roost will pay for shipping to and from your location if you follow Roost's instructions regarding the method of packaging and shipping the Product. Otherwise, you will be required to reimburse Roost for shipping to and from your location. By returning the Product to Roost, you agree to transfer ownership to Roost. Any Product returned to Roost without a valid warranty claim or without a RMA may be rejected, returned at your cost (subject to prepayment) or kept for thirty (30) days for your pick-up and then disposed of in Roost's sole discretion.

#### 3. EXCLUSIONS AND LIMITATIONS.

This Limited Warranty applies only to the Product manufactured by or for Roost that can be identified by the "Roost" trademark, trade name or logo affixed to it. The Limited Warranty does not apply to any (a) Roost products and services other than the Product, or (b) the Roost mobile application and the related services provided by Roost that are enabled via the Roost mobile application or the Product. Please refer to the Terms of Service that accompany the Roost mobile application for details regarding your rights with respect to its use.

This Limited Warranty excludes normal depletion and wear or tear, unless failure has occurred due to a defect in materials or workmanship. In addition, this Limited Warranty does not apply to: (a) damage caused by use with non-Roost products; (b) damage caused by abuse, accident, modifications, unauthorized repairs or other causes that are not defects in materials and workmanship; (c) damage caused by operating the Product outside the permitted or intended uses described by Roost or with improper voltage or power supply; (d) damage caused by exposure to excessive heat, humidity, rain, moisture or other liquids or handling, storage or use of the Product in a manner contrary to Roost's user instructions; or (e) damage caused by service performed by anyone who is not a representative of Roost. This warranty is void if a Product is returned with removed, damaged, or tampered labels or any alterations (including unauthorized removal of any external cover).

No Roost reseller, agent or employee is authorized to make any modification, extension or addition to this Limited Warranty.

In no event shall Roost be liable for (a) loss or damage, which as of the product's purchase cannot be regarded as being caused by Roost's breach of these warranty terms; or (b) losses caused by the user's fault.

#### 4. IMPLIED WARRANTIES AND CONDITIONS.

EXCEPT TO THE EXTENT PROHIBITED BY APPLICABLE LAW, ALL IMPLIED WARRANTIES AND CONDITIONS (INCLUDING WARRANTIES AND CONDITIONS OF MERCHANTABILITY AND FITNESS FOR A PARTICULAR PURPOSE) SHALL BE LIMITED IN DURATION TO THE DURATION OF THIS LIMITED WARRANTY. Some jurisdictions do not allow limitations on the duration of an implied warranty or condition, so the above limitation may not apply to you. This warranty gives you specific legal rights, and you may also have other rights that vary from state to state.

#### 5. LIMITATION OF DAMAGES.

EXCEPT TO THE EXTENT PROHIBITED BY APPLICABLE LAW, ROOST SHALL NOT BE LIABLE FOR ANY INCIDENTAL, INDIRECT, SPECIAL OR CONSEQUENTIAL DAMAGES, OR FOR ANY LOSS OF PROFITS REVENUE OR DATA, RESULTING FROM ANY BREACH OF EXPRESS OR IMPLIED WARRANTY OR CONDITION OR UNDER ANY OTHER LEGAL THEORY, EVEN IF ROOST HAS BEEN ADVISED OF THE POSSIBILITY OF SUCH DAMAGES AND REGARDLESS OF THE FORM OF ACTION, WHETHER IN CONTRACT, TORT (INCLUDING NEGLIGENCE) OR ANY OTHER LEGAL OR EQUITABLE THEORY. Any limitations of liability

in this warranty document shall not apply to (i) death or personal injury pursuant to any mandatory law on product liability; (ii) fraud or fraudulent misrepresentation; (iii) intentional misconduct or gross negligence; (iv) or a culpable breach of major contractual obligations. Some jurisdictions do not allow the exclusion or limitation of special, indirect, incidental or consequential damages, so the above limitation or exclusion may not apply to you.

#### 6. GOVERNING LAW.

This Limited Warranty shall be governed by the laws of the State of California, USA, without giving effect to any conflict of laws principles that may provide for the application of the law of another jurisdiction.

#### 7. SEVERABILITY.

If any term is held to be illegal or unenforceable, it shall be severed from this Limited Warranty and the legality or enforceability of the remaining terms shall not be affected.

#### 8. NATIONAL STATUTORY RIGHTS.

Consumers in some jurisdictions may have legal rights under applicable national legislation governing the sale of consumer goods, including, without limitation, national laws implementing EC Directive 99/44. These rights are not affected by the warranties in this Limited Warranty.

For Australian consumers: The rights described in this warranty are in addition to the statutory rights to which you may be entitled under the Competition and Consumer Act 2010 and other applicable Australian consumer protection laws and regulations. Our goods come with guarantees that cannot be excluded under the Australian Consumer Law. You are entitled to a replacement or refund for a major failure and for compensation for any other reasonably foreseeable loss or damage. You are also entitled to have the goods repaired or replaced if the goods fail to be of acceptable quality and the failure does not amount to a major failure. Repair of the goods may result in loss of data. Goods presented for repair may be replaced by refurbished goods of the same type rather than being repaired. Refurbished parts may be used to repair the goods.

For Canadian Consumers: Residents of Quebec are governed by that province's consumer protection legislation.

For purchases made by consumers in the United Kingdom and Ireland: If a product is defective consumers may, in addition to any other rights which they may have under consumer law in the UK and Ireland, avail themselves of the rights contained in: for products purchased in Ireland: the Sale of Goods Act, 1893 (in particular Sections 12, 13, 14 and 15), the Sale of Goods and Supply of Services Act, 1980 and the European Communities (Certain Aspects of the Sale of Consumer Goods and Associated Guarantees) Regulations 2003 (S.I. No. 11/2003); for products purchased in the UK: the Sale of Goods Act 1979 (in particular Section 12), the Supply of Goods and Services Act 1982 (in particular Section 2) and the Sale and Supply of Goods to Consumers Regulations 2002.