



1. " **LOW, MED, HI**" buttons:

These three buttons are used to set the fan speed as follows:


LOW= Low speed **MED**= Medium speed **HI**= High speed

2. "  " button:

This button turns the fan off.

3. "  " button:

This button will make forward or reverse the fan.

4. The "  " button turns the light ON orOFF . Press and

release the button to turn

the light ON or OFF



Notice : The changes or modifications not expressly approved by the party responsible for compliance could void the user's authority to operate the equipment.

IMPORTANT NOTE: To comply with the FCC RF exposure compliance requirements, no change to the antenna or the device is permitted. Any change to the antenna or the device could result in the device exceeding the RF exposure requirements and void user's authority to operate the device.

The term "IC:" before the radio certification number only signifies that Industry Canada Technical specifications were met.

Operation is subject to the following two conditions: (1) this device may not cause interference, and (2) this device must accept any interference, including interference that may cause undesired operation of the device.

Le présent appareil est conforme aux CNR d'Industrie Canada applicables aux appareils radio exempts de licence. L'exploitation est autorisée aux deux conditions suivantes : (1) l'appareil ne doit pas produire de brouillage, et (2) l'utilisateur de l'appareil doit accepter tout brouillage radioélectrique subi, même si le brouillage est susceptible d'en compromettre le fonctionnement.