


# QUICK START GUIDE

SM-T295


## Package content

- Device
- USB cable
- Ejection pin
- USB power adaptor
- Quick start guide

	The items supplied with the device may vary by region.
---	--

## Accessing more information


To view the full user manual on your device, launch the **Settings** app and tap **User manual**. Visit [www.samsung.com](http://www.samsung.com) to view device information, the user manual, and more.


	<ul style="list-style-type: none"><li>• The user manual may not be available depending on the web browser or service provider.</li><li>• You may incur additional charges for accessing the Internet.</li></ul>
---	---

To turn on the device, press and hold the Power key for a few seconds.

## Installing a nano-SIM card and a microSD card


Insert the ejection pin into the hole next to the tray to loosen the tray. Gently press the card into the tray to secure it.


	<ul style="list-style-type: none"><li>• Use only a nano-SIM card.</li><li>• Ensure that the ejection pin is perpendicular to the hole. Otherwise, the device may be damaged.</li><li>• If the card is not fixed firmly into the tray, the card may leave or fall out of the tray.</li></ul>
---	---

	Nano-SIM cards and microSD cards are sold separately.
---	---

## Charging the battery

Before using the device for the first time, you must charge the battery.


	Use only USB Type-C cable supplied with the device. The device may be damaged if you use Micro USB cable.
---	---


	The charger should remain close to the electric socket and easily accessible while charging.
---	--

## Using the Home button

When you turn on the screen, the Home button will appear at the bottom of the screen as a soft button.

## Correct disposal

	This marking on the product, accessories or literature indicates that the product and its electronic accessories (e.g. charger, headset, USB cable) should not be disposed of with other household waste. This product is RoHS compliant.
---	---

	This marking on the battery, manual or packaging indicates that the batteries in this product should not be disposed of with other household waste.
---	---

## Safety information

Read all safety information before using the device to ensure safe and proper use.




### Warning

**Follow the warning information provided below to prevent incidents such as fire or explosion**

- Do not expose the device to physical impact or damage.
- Use manufacturer-approved batteries, chargers, accessories, and supplies.
- Prevent the multipurpose jack and battery terminals from contacting conductive elements, such as metal or liquids.
- If any part of the device, such as the glass or acrylic body, is broken, smokes, or emits a burning odor, stop using the device immediately. Use the device again only after it has been repaired at a Samsung Service Centre.
- Do not turn on or use the device when the battery compartment is exposed.
- Follow the warnings below to prevent injury to people or damage to the device**
- Do not allow children or animals to chew or suck the device.
- If the device has a camera flash or light, do not use it close to the eyes of people or animals.
- The device can be used in locations with an ambient temperature of 0 °C to 35 °C. You

can store the device at an ambient temperature of -20 °C to 50 °C. Using or storing the device outside of the recommended temperature ranges may damage the device or reduce the battery's lifespan.

- Do not use your device in a hot environment or near fire.
- Comply with all safety warnings and regulations regarding mobile device usage while operating a vehicle.

	To prevent possible hearing damage when using a headset, do not listen to sound at high volume for long periods.
---	--

You can view more safety information, including device and battery disposal instructions, in the safety information menu of the Settings app.

- It is recommended not to use fixed graphics on part or all of the touchscreen for extended periods. Doing so may result in afterimages (screen burn-in) or ghosting.

## Specific Absorption Rate (SAR) certification information

THIS DEVICE MEETS INTERNATIONAL GUIDELINES FOR EXPOSURE TO RADIO WAVES



Your mobile is designed not to exceed the limits for exposure to radio waves recommended by international guidelines. The guidelines were developed by an independent scientific organisation (ICNIRP) and include a substantial safety margin designed to assure the safety of all persons, regardless of age and health.

The radio wave exposure guidelines use a unit of measurement known as the Specific Absorption Rate, or SAR. The SAR limit for mobile devices is 2.0 W/kg. The highest SAR values under the ICNIRP guidelines for this device model are:

**SAR values for European countries:** The SAR values below are only for devices developed for use in European countries.

**Maximum SAR for this model and conditions under which it was recorded**

Head SAR 0.89 W/kg  
Body-worn SAR 1.42 W/kg

Body-worn SAR testing has been carried out at a separation distance of 0 cm. To meet RF exposure guidelines during body-worn operation, the device should be positioned at least this distance away from the body.

**For SAR values for all other countries:** For SAR values specific to your model, visit [www.samsung.com/sar](http://www.samsung.com/sar) and search for your region and device with the model number. The use of WLAN band is restricted to indoor use only. This restriction will be applied in all countries below.

AT	BE	BG	CH	CY	CZ	DE	DK	EE	ES	EL
FI	FR	HR	HU	IE	IS	IT	LI	LT	LU	LV
MT	NL	NO	PL	PT	RO	SE	SI	SK	TR	UK

- To transfer data of the previous device to a new device: Visit [www.samsung.com/smarts witch](http://www.samsung.com/smarts witch) for more information.
- If your device is frozen and unresponsive, press nd hold the Power key and the Volume Down key simultaneously for more than 7 seconds to restart it.

Some content may differ from your device depending on the region, service provider, or software version, and is subject to change without prior notice.

Copyright © 2019 Samsung Electronics

## Specific Absorption Rate (SAR) Certification Information

Your device is a radio transmitter and receiver. It is designed and manufactured not to exceed the exposure limits for Radio Frequency (RF) energy set by the Federal Communications Commission (FCC) of the U.S. Government.

These FCC RF exposure limits are derived from the recommendations of two expert organizations: the National Council on Radiation Protection and Measurement (NCRP) and the Institute of Electrical and Electronics Engineers (IEEE). In both cases, the recommendations were developed by scientific and engineering experts drawn from industry, government, and academia after extensive reviews of the scientific literature related to the biological effects of RF energy.

The RF exposure limit set by the FCC for wireless mobile devices employs a unit of measurement known as the Specific Absorption Rate (SAR). The SAR is a measure of the rate of absorption of RF energy by the human body expressed in units of watts per kilogram (W/kg). The FCC SAR limit incorporates a substantial margin of safety to give additional protection to the public and to account for any variations in measurements.

SAR tests are conducted using standard operating positions accepted by the FCC with

the device transmitting at its highest certified power level in all tested frequency bands. Although the SAR is determined at the highest certified power level, the actual SAR level of the device while operating can be well below the maximum reported value. This is because the device is designed to operate at multiple power levels so as to use only the power required to reach the network. In general, the closer you are to a wireless base station antenna, the lower the power output of the device.

For more information about SAR, visit:

- <https://www.fcc.gov./general/radio-frequency-safety-0>
- [www.fcc.gov/encyclopedia/specific-absorption-ratesar-cellular-telephones](http://www.fcc.gov/encyclopedia/specific-absorption-ratesar-cellular-telephones)

Before a new model device is available for sale to the public, it must be tested and certified to the FCC that it does not exceed the SAR limit established by the FCC. Tests for each model are performed in positions and locations (for example, at the ear, worn on the body, or worn on the wrist) as required by the FCC. Use of other accessories may not ensure compliance with FCC RF exposure guidelines.

This equipment complies with FCC RF Radiation exposure limits set forth for an uncontrolled environment.

For typical operation, this device has been tested and meets FCC SAR guidelines. The FCC has granted an Equipment Authorization for this device with all reported SAR levels evaluated as in compliance with the FCC RF exposure guidelines.

SAR values for body-worn operations are measured when used with an accessory that contains no metal and that positions the device a minimum of 0 cm from the body.

The FCC safety limit for body-worn SAR is 1.6 watts per kilogram (1.6 W/kg).

This device has FCC ID: ZCASMT295 and Model Number: SM-T295. The FCC ID is also printed somewhere on the mobile device. Depending on the device, you may need to remove the battery to find the FCC ID.

SAR information for this and other devices can be found on the FCC website at: [www.fcc.gov/oet/ea/](http://www.fcc.gov/oet/ea/) Follow the instructions on the website to use the FCC ID to find SAR values for the device.

SAR information for this device can also be found on Samsung’s website at: [www.samsung.com/sar](http://www.samsung.com/sar)

## FCC Part 15 Information and Notices

Note: Any device that uses Bluetooth or Wi-Fi is subject to FCC Part 15. Any device with a power supply is subject to Part 15 which also covers both intentional radiators (Bluetooth and Wi-Fi) and unintentional radiators (such as emissions from power supplies and circuit boards).

Pursuant to Part 15.21 of the FCC Rules, you are cautioned that changes or modifications not expressly approved by Samsung could void your authority to operate the device. This device complies with Part 15 of the FCC Rules. Operation is subject to the following two conditions: (1) This device may not cause harmful interference, and (2) this device must accept any interference received, including interference that may cause undesired operation.

**Note:** This equipment has been tested and

found to comply with the limits for a Class B digital device, pursuant to Part 15 of the FCC Rules. These limits are designed to provide reasonable protection against harmful interference in a residential installation. This equipment generates, uses and can radiate radio frequency energy and, if not installed and used in accordance with the instructions, may cause harmful interference to radio communications.

However, there is no guarantee that interference will not occur in a particular installation. If this equipment does cause harmful interference to radio or television reception, which can be determined by turning the equipment off and on, the user is encouraged to try to correct the interference by one or more of the following measures:

- Reorient or relocate the receiving antenna.
- Increase the separation between the equipment and receiver.
- Connect the equipment into an outlet on a circuit different from that to which the receiver is connected.
- Consult the dealer or an experienced radio/ TV technician for help.

Responsible party - U.S. Contact Information  
Samsung Electronics America, Inc.  
QA Lab America  
19 Chapin Rd. Building D, Pine Brook NJ 07058  
Tel: 1-973-808-6375 Fax: 1-973-808-6361

## FCC Notice


The device may cause TV or radio interference if used in close proximity to receiving equipment. The FCC can require you to stop using the mobile device if such interference cannot be eliminated.

## Samsung mobile products and Recycling

**WARNING!** Never dispose of batteries in a fire because they may explode.

Samsung cares for the environment and encourages its customers to properly dispose of Samsung Mobile Devices and Samsung accessories in accordance with local regulations. In some areas, disposal of these items in household or business trash may be prohibited.

Proper disposal of your Device and its battery is not only important for safety, it benefits the environment. We’ve made it easy for you to recycle your old Samsung Mobile Devices and batteries by working with respected take-back companies in every state in the country.

Help us protect the environment - recycle! For battery and cell phone recycling, go to <a href="http://call2recycle.org">call2recycle.org</a> or call 1-800-822-8837.	
--	--

In addition, most carriers will provide a take-back option for proper disposal of products when purchasing new products.

Dispose of other unwanted electronics through an approved recycler. To find the nearest recycling location, go to our website: [www.samsung.com/recycling](http://www.samsung.com/recycling) or call 1-800-SAMSUNG.