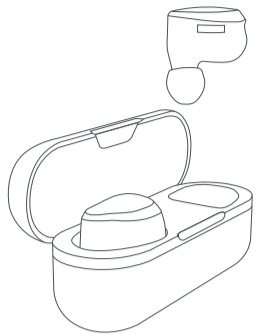




GLIDiC™ Sound Air TW-7000  
User's Guide



English

## Instructions

### Pairing Multiple Devices

You can pair up to eight devices to the earbuds.  
Note) The earbuds have to be connected to a device to answer phone calls on the earbuds or listen to music.

#### ● Pairing to connect to other devices

- 1 Long press the multifunction button on the right earbud for more than 5 sec. while the earbud is on standby or in playback.



The LED indicator blinks red and white.

- The sound indicating the start of pairing mode is heard from the earbuds.

Note) The device that was connected will be disconnected.

- 2 Go through the pairing procedure on your mobile device.

You can pair/connect other devices in the same way as the first device. Follow step 2) in "Pairing to Connect a Device" in the "Quick Start Guide".

- 3 Follow the steps below to switch the connected device.

3)-1. Follow the steps in "Reconnecting/Disconnecting a Device" in this guide on the device you want to disconnect.

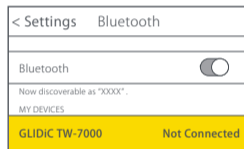
3)-2. Follow the steps in "Reconnecting/Disconnecting a Device" in this guide on the device you want to connect.

### Reconnecting/Disconnecting a Device

#### ● Reconnecting a Device

Once a device is paired, it is reconnected automatically when the right earbud is removed from the charging case. Go through the connecting procedure on your mobile device if it does not reconnect automatically.

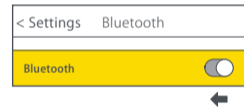
Example: Select **Settings** then **Bluetooth**.  
Select **GLIDiC TW-7000** from the list displayed.



#### ● Disconnecting a Device

Go through the disconnecting procedure on your mobile device.

Example: Select **Settings** then **Bluetooth**.  
Set **Bluetooth** to **Off**.



## LED Indicators

#### ● Right earbud

System status	LED indicator
Charging	Red On
Power on	White Blink once slowly
Timeout*	White Blink once slowly
In pairing mode	Red White Red White ... Blinking
Pairing complete	White White White Blink three times
Standby w/o connection	White White White White ... Blinking
Standby with connection	White 5sec White 5sec ... Blink every 5 sec.
In a call/playback	White 4sec White 4sec ... Blink every 4 sec. slowly
Calling in	White White 2sec White White ... Blink every 2 sec.
Reset complete	White Red White Red White Red Blink six times

#### ● Left earbud

System status	LED indicator
Charging	Red On
Power on	White Blink once slowly
Timeout*	White Blink once slowly
Standby with connection	White 5sec White 5sec ... Blink every 5 sec.
In a call/playback	White 4sec White 4sec ... Blink every 4 sec.
Calling in	White White 2sec White White ... Blink every 2 sec.
Reset complete	White Red White Red White Red Blink six times

\*: The earbuds time out and turn off either three minutes after entering pairing mode or about three to six minutes after disconnecting from your mobile device.

#### ● Charging case

The LED indicator(s) of the charging case lights or blinks either when the case is opened or while charging, depending on its battery level.

Level	LED indicator
Low	One LED indicator lights/blinks
Medium	Two LED indicators light/blink
High	Three LED indicators light/blink

## Troubleshooting

### Cannot Pair a Device

Check 1) to 5) below in order.

- 1 Does the LED indicator on the right earbud blink red and white when pairing?




If it does not, try one of the following depending on the status of the LED indicator.

On/blinking white	The earbud is not in pairing mode. Switch to pairing mode. → See step 1) in "Pairing Multiple Devices" in this guide. Note) The earbuds switch to pairing mode a few seconds after they are removed from the charging case for the first time or after reset.
Off	The battery is flat. Charge the battery. → See "Charging the Case/Earbuds" in the "Quick Start Guide".
Blinking red and white and then off	The earbud exits pairing mode and turns off after three minutes. Switch them back to pairing mode. → See step 1) in "Pairing Multiple Devices" in this guide. Note) The earbuds switch to pairing mode a few seconds after they are removed from the charging case for the first time or after reset.


- 2 Is Bluetooth on?

Check that Bluetooth is turned on in the Bluetooth settings screen on your mobile device.



- 3 Is "GLIDiC TW-7000" displayed?

Check that it is displayed in the Bluetooth settings screen on your mobile device.



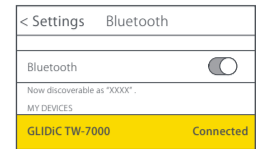
If it is not displayed, try the following.

- Bring the earbuds closer to your mobile device.
  - Operate in an environment where radio waves from other devices such as a Wi-Fi device, microwave oven, or other Bluetooth device are not present.
  - Check whether the Bluetooth device can be discovered/discoverable in the Bluetooth settings screen on your mobile device.
- 4 Can you select and pair the "GLIDiC TW-7000"?  
If it cannot be paired when selected, place the earbuds in the charging case, turn off Bluetooth on your mobile device, and redo the pairing operation.
  - 5 Does it fail to pair even after trying all of the above?  
Delete all pairing information from the earbuds and redo the pairing operation.  
→ See "Deleting Pairing Information (Reset)" in the "Quick Start Guide".

### No Sound is Heard

#### ● Is it connected?

Check that your mobile device is connected to "GLIDiC TW-7000" in the Bluetooth settings screen on your mobile device.



If it is not connected, connect the device.

→ See "Reconnecting a Device Manually" in this guide.

If "GLIDiC TW-7000" is not displayed on the Bluetooth settings screen, pair the device.

- Pairing the first device  
→ See "Pairing to Connect a Device" in the "Quick Start Guide".
- Pairing the second and later devices  
→ See "Pairing Multiple Devices" in this guide.

#### ● Is the volume on your mobile device loud enough?

Check the volume setting on your mobile device.

#### ● Does the problem only occur with the left earbud?

The right earbud is in monaural mode.

To switch to stereo mode, place both earbuds in the charging case and remove them again.

If no sound is heard even after doing so, delete pairing information and redo the pairing operation.

→ See "Deleting Pairing Information (Reset)" and "Pairing to Connect a Device" in the "Quick Start Guide".

## Earbuds do Not Charge

#### ● Is the charging case charged?

If not, charge the charging case.

→ See "Charging the Case/Earbuds" in the "Quick Start Guide".

#### ● Are the earbuds properly placed in the case?

The LED indicator on the earbuds turns red if they are placed properly. If they are not, place them again.

## Notes

This "User's Guide" describes LED indications, methods to reconnect, disconnect, or pair multiple devices, and common solutions for troubleshooting. Refer to the "Quick Start Guide" for detailed device operations and charging, and the "Safety Instructions and Warranty" for safety instructions.

#### ● The description on this guide

- The screenshots and steps used in this "User's Guide" are for general smartphones. See the instruction manual for your device for specific instructions.
- The operation depends on your device or OS.

## Compatible Devices

Smartphones, tablets and other devices supporting Bluetooth® with music playing function or calling function.

## Specifications

Can withstand: 5 to 35°C (41 to 95°F)

#### ● Earbuds

Internal battery: Lithium polymer battery 3.7V 85mAh  
Bluetooth® Specification: Version 5.0  
Connection range: approx. 10m (32ft.) (Output: Class 2)\*  
Supported profile: A2DP, AVRCP, HFP, HSP  
Supported codec: SBC, AAC  
Supported content protection: SCMS-T  
Maximum number of paired devices: 8  
External dimensions: approx. 23(W)×19(D)×24(H)mm

\*: Depends on the environment.

#### ● Charging case

Internal battery: Lithium polymer battery 3.7V 460mAh  
Interface: microUSB (Type-B) port  
External dimensions: approx. 80(W)×28(D)×36(H)mm

#### ● Charging cable

Interface: microUSB (Type-B) connector, USB (Type-A) connector  
Cable length: approx. 30cm

## Battery Life

Music playback/phone call: approx. 9 hours  
With charging case

Music playback/phone call: approx. 25 hours

Charging time: approx. 1 hour for earbuds, approx. 2 hours for case

Note) Depends on the environment.



GLIDiC™ Sound Air TW-7000s  
SB-WS72-MRTW

## Safety Instructions and Warranty



English

Read this "Safety Instructions and Warranty" and the "Quick Start Guide" before using this product. Make sure you read and follow all "Safety Instructions". Keep them for future reference.

## Precautions

### Safety Instructions

Make sure you follow the safety instructions described here to avoid harm or injury to the user of this device or others.

#### ● Meaning of indicators

The following indicators show the degree of harm or injury caused by not following the instructions and deviating from the intended use of this device.

<b>DANGER</b>	Indicates instructions, which, if not followed, may result in death or severe injury <sup>1</sup> immediately.
<b>WARNING</b>	Indicates instructions, which, if not followed, may result in death or severe injury <sup>1</sup> .
<b>CAUTION</b>	Indicates instructions, which, if not followed, may result in minor injury <sup>2</sup> .
<b>NOTICE</b>	Indicates instructions, which, if not followed, may cause physical damage <sup>3</sup> .

\*1: A severe injury refers to injuries that will leave permanent damage such as blindness, injury, burns (high and low), electric shock, fracture, poisoning, as well as injuries which require hospitalization/long term hospital visits.

\*2: A minor injury refers to injuries such as burns (high and low), electric shock, injuries that do not require hospitalization/long term hospital visits.

\*3: Physical damage refers to external damage caused to houses/household belongings and domestic animals/pets.

#### DANGER

- Stop using this device immediately when an abnormality such as odor, abnormal sound, smoke, heat, deformation, breakage, expose of core wire, disconnection is seen either during use or storage. Failing to do so may result in fire, burns, explosion, injuries, or electric shock.
- Use the included charging cable and charge this device as instructed. Failing to do so may cause battery leakage, explosion, heat, or fire.

- Stop charging this device if charging does not stop after a long time. Failing to do so may result in fire, burns, and injuries.
- Do not place this device close to heating utensils such as microwave ovens or induction cookers, or inside a pressurized container. It may cause electric shock, fire, explosion, burns, or injuries.
- Only use with agency approved power supplies that meet local regulatory requirements. Failing to do so may cause electric shock, fire, explosion, burns, or injuries.
- Do not place or use this device under the following conditions. It may cause electric shock, fire, explosion, burns, or injuries.
  - Places where the temperature gets hot such as near fires or heaters; places in direct sunlight or inside a car.
  - Places with high humidity or condensation such as bathrooms, kitchens, or near humidifiers.
  - Dusty places.
  - Covered with a cloth or blanket.
  - Places where flammable gas may be generated such as gas stations.
- Do not allow conductive objects (necklaces, hairpins, pencil leads, metal straps) to come in contact with this device's connectors or ports and do not carry or place this device with them. Make sure no dust gets inside. It may cause heat, fire, and explosion.
- Do not stab sharp objects (such as nails) into this device or subject it to excessive shocks with hard objects (such as hammers) or stamping. It may cause fire, explosion, heat, and battery leakage.
- Do not apply heat to this device or throw it in a fire. It may cause fire, explosion, heat, and battery leakage.
- If you are using a cardiac pacemaker, do not put the charging case close to it such as inside your breast pocket. Radio waves from the charging case may affect the operation of the cardiac pacemaker.
- Do not damage, break, modify, over-bend, pull, twist, or tie the charging cable. Do not put them under heavy objects. Use of a damaged charging cable may result in fire caused by a shortage.
- Do not disassemble, modify, or repair. It may cause electric shock, fire, explosion, burns, or injuries caused by a shortage.
- This device is not designed for use while exercising as moisture from sweat may cause damage to the device and/or the user.

#### WARNING

- Stop using this device immediately when there is a leakage from the built-in battery or odor. Failing to do so may start a fire from the leak or cause an explosion.
- Use this device in an environment in which the ambient temperature range is 5 to 35°C (41 to 95°F).
- Check and remove any foreign matter inside connectors and ports on this device and its charging cable. It may cause heat, fire, or failure.
- Keep this device out of the reach of children. Swallowing or licking this device or the earbuds may affect their health. Seek medical advice immediately if this happens.
- Keep this device away from pets so that they cannot bite or step on it. It may result in fire, explosion, burns, or injuries caused by battery leakage.
- Remove the charging cable when not in use. It may cause heat, fire, explosion, electric shock, burns, or injuries.
- When inserting the charging cable, check the orientation and insert it slowly. When disconnecting, hold the connector and pull it straight out. Failing to do so may cause heat and burns by damage.
- Be careful of sharp edges and objects if this device breaks. If anything leaks from inside the device, do not let it come in contact with your face, hands, skin, or clothes. If liquid from the battery comes in contact with your eyes, it may cause blindness. If it comes in contact with your skin, it may cause dermatitis. If contact has been made, wash the affected area with a lot of water and seek medical advice.
- Stop using this device immediately if you feel any abnormalities such as a skin rash or itch. Seek medical advice if the symptoms continue.
- Do not wet this device with water or liquid such as drinking water, sea water, pet urine, cosmetics, or other chemicals. Do not handle this device with wet hands. Do not place this device near vessels filled with liquid such as a vase, flower pot, glass, or cosmetics. It may cause fire, burns, injuries, or electric shock. Stop using this device if it gets wet.
- Do not cover this device with a cloth or blanket while in use or charging. It may cause fire, explosion, or burns.
- Do not hold this device for a long time (e.g. while a sleep) or put it in pockets while charging.

- Do not operate mobile devices, make a phone call, or watch the display while driving. It may cause an accident. Regarding operations of this device while driving, make sure to follow all local applicable laws.

#### CAUTION

- Turn down the volume of your mobile device before use. Sudden loud noise may affect your hearing or cause an accident.
- Stop using this device immediately if you feel discomfort during or after using the device. Seek medical advice if the symptoms continue.
- Do not use this device in places where it would be dangerous if you are unable to hear ambient sound, such as at railroad crossings, train station platforms, roads, and construction sites. It may cause an accident.
- Do not let children use this device without proper supervision. Misuse of this device may cause an accident or injury.
- Do not turn the volume up too loud or continue usage for an extended amount of time. Continued hearing of loud noises may affect your hearing.

#### NOTICE

- Do not place or charge this device in an unstable or slanted environment. The device might fall and break.
- Do not sit with this device inside your back pocket. It may cause the device to deform or break.
- Do not drop this device into a sink or other container filled with water. Do not expose the device to water. It is not waterproof and may damage the device.
- Do not place this device near objects which may be affected by magnetism such as a cash card, credit card, or watch.

## About Radio Waves

- Bluetooth wireless technology operates within a range of about 10m (32ft.). This range may vary depending on obstacles or the electromagnetic environment.
- Do not use this device in a location where magnetic, static charge or electromagnetic interference may occur.
- Because Bluetooth devices and Wi-Fi use the same frequency (2.4GHz), radiowave interference may occur resulting in noise or audio dropout or communications being disabled if this device is used near a Wi-Fi device. In this case, use this unit further away from a Wi-Fi device, or stop use of this device.
- Communications may be slowed down or disabled if this device is used near the following devices.
  - Microwave ovens
  - Digital cordless phones
  - Wireless audio devices and other devices that use 2.4GHz frequency such as gaming devices
  - Metal objects that reflect radio waves
- This device may be affected by surrounding strong microwave, such as broadcasting station.

#### WARNING

- Do not use this device near devices that may be severely affected by a malfunction of this device. Radio waves from this device may affect the operation of other devices.
- If you are using a cardiac pacemaker, do not put this device close to it such as inside your breast pocket. Radio waves from this device may affect the operation of the cardiac pacemaker.
- Do not use this device in a location with electronic medical devices. Radio waves from this device may affect the operation of electronic medical devices and cardiac pacemakers. Do not use this device in a crowded location such as packed trains and hospitals.
- Do not use this device in a location where use of radio waves is prohibited such as inside an airplane. Radio waves from this device may affect the operation of instruments and cause an accident due to malfunction.
- Do not use this device near automatic doors, fire detectors, and other automated instruments such as precision instruments and robots. Radio waves from this device may affect the operation of the automatically controlled equipment and cause an accident due to malfunction.

## Support

## LIMITED WARRANTY

U.S. and Canada only - 1 year

SB C&S Corp. ("SB") solely for purchases made in the United States and Canada warrants this product against defects in material or workmanship for the original end-use purchaser or the person receiving the product from such a purchaser as a gift ("You" or "Your") for the time period set forth above from the original date of purchase of the product. SB does not warrant this product for any other person or transferee. For this Limited Warranty to apply, the purchase must have been made directly from SB or a dealer authorized by SB. Pursuant to this Limited Warranty, SB will, at its sole option replace the product with a new or recertified/refurbished product or part of the same (or similar) model. For purposes of this Limited Warranty, "recertified" or "refurbished" means a product or part that has been returned to its original specifications. **In the event of a defect, these are Your exclusive remedies.** SB does not warrant that the operation of the product will be uninterrupted or error-free. SB will not replace any consumable (such as fuses or batteries).

**This Limited Warranty covers** only the hardware components packaged with the product. It does not cover separate accessories and technical assistance for hardware usage. If you purchased an extended service plan, please refer to the service plan for the coverage, duration and terms of service. Extended service plans are not governed by this Limited Warranty.

**This Limited Warranty does not cover** defects or damage resulting from improper or unreasonable use or maintenance; failure to follow operating instructions; accident; excess moisture; insects; lightning; power surges; connections to improper voltage supply; unauthorized alteration or modification of original condition; damages caused by inadequate packing or shipping procedures; loss of, damage to or corruption of stored data; malfunctions due to PC/peripherals/accessories; or repair of products damaged by any of the foregoing.

**This Limited Warranty does not cover** products modified or adapted to enable it to operate in any country other than the country for which it was designed, manufactured, approved and/or authorized, and products purchased from unauthorized dealers.

**To obtain warranty service,** You must have a dated purchase receipt. SB will not pay Your costs of shipping, insurance or transporting the product to SB, or any import fees, duties and taxes. SB cannot guarantee that it will be able to repair any product under this warranty or make a product exchange without risk to or loss of software or data. Visit the following website for contact details to obtain specific instructions on how to obtain warranty service for Your product: <https://gldic.jp/us/support/>

This Limited Warranty does not cover any product sold "AS IS" or "WITH ALL FAULTS", expressly or impliedly. SB will not replace missing components from any package purchased "Open Box" or "AS IS".

This Limited Warranty is valid only in the United States and Canada.

**LIMITATION ON DAMAGES:** EXCEPT AS EXPRESSLY SET FORTH IN THE PRECEDING SENTENCES, SB HAS NOT MADE, DOES NOT MAKE, AND WILL NOT MAKE ANY REPRESENTATION OR WARRANTY, EXPRESS OR IMPLIED, WITH RESPECT TO THE MERCHANTABILITY, FITNESS FOR A PARTICULAR PURPOSE, SAFETY, DESIGN, CONDITION, QUALITY, CAPACITY, ENVIRONMENTAL COMPLIANCE, OPERATION, PERFORMANCE, DURABILITY, OR SUITABILITY FOR YOUR PURPOSES OF THE PRODUCT IN ANY RESPECT. TO THE EXTENT PERMITTED BY LAW, SB SHALL NOT BE LIABLE FOR ANY INCIDENTAL, SPECIAL, PUNITIVE, EXEMPLARY OR CONSEQUENTIAL DAMAGES FOR BREACH OF ANY WARRANTY OR CONDITION, WHETHER WRITTEN OR ORAL, EXPRESSED OR IMPLIED, INCLUDING ANY IMPLIED WARRANTY OF MERCHANTABILITY, FITNESS FOR A PARTICULAR PURPOSE OR NON-INFRINGEMENT, ON THIS PRODUCT. NOR SHALL RECOVERY OF ANY KIND AGAINST SB BE GREATER THAN THE ORIGINAL PURCHASE PRICE OF THE PRODUCT FROM SB OR AN AUTHORIZED SB DEALER.

TO THE EXTENT PERMITTED BY LAW, ANY IMPLIED WARRANTY SHALL BE LIMITED IN DURATION TO THE DURATION OF THIS LIMITED WARRANTY.

Some jurisdictions do not allow the exclusion or limitation of incidental, punitive, special, exemplary or consequential damages. So, the above limitations or exclusions may not apply to You. This limited warranty gives You specific legal rights and you may have other rights which vary from state to state or jurisdiction to jurisdiction.

**ARBITRATION: YOU AGREE THAT DISPUTES BETWEEN YOU AND SB WILL BE RESOLVED BY BINDING, INDIVIDUAL ARBITRATION, AND YOU ARE WAIVING YOUR RIGHT TO A TRIAL BY JURY OR TO PARTICIPATE AS A PLAINTIFF OR CLASS MEMBER IN ANY PURPORTED CLASS ACTION OR REPRESENTATIVE PROCEEDING.** THIS NOTICE ABOVE DOES NOT APPLY IF: (1) IF YOU ARE A RESIDENT OF ANY JURISDICTION WHICH DOES NOT ALLOW THIS ARBITRATION AGREEMENT, (2) IF

YOU OPT OUT OF ARBITRATION AS DESCRIBED IN THE "OPT-OUT INSTRUCTIONS" SECTION BELOW, OR (3) EXCEPT FOR CERTAIN TYPES OF DISPUTES DESCRIBED IN THE PRAGRAPH BELOW.

**What Happens if We Have A Dispute:** If You live in the US or another jurisdiction which allows you to agree to arbitration, You and SB agree that any disputes **shall be resolved exclusively through binding arbitration**, except that each party retains the right: (a) to bring an individual action in small claims court and (b) to seek injunctive or other equitable relief in a court of competent jurisdiction to prevent the actual or threatened infringement, misappropriation, or violation of a party's copyrights, trademarks, trade secrets, patents, or other intellectual property rights. Notwithstanding this arbitration agreement, SB reserves the right to bring an action in any court of competent jurisdiction against You to stop and/or seek compensation for the intentional or willful misuse or abuse of its IP, products, and services. Without limiting the preceding paragraph, You have the right to litigate any Dispute on an individual basis in small claims court or other similar court of limited jurisdiction if You provide SB with written notice according to the "Opt-Out Instructions" Section, to the extent the amount at issue does not exceed \$15,000, and as long as such court has proper jurisdiction and all other requirements (including the amount in controversy) are satisfied. If You don't provide SB with an Arbitration Opt-out notice within the period described in the "Opt-Out Instructions" Section, You will be deemed to have knowingly and intentionally waived Your right to litigate any dispute except as expressly set forth in clauses (a) and (b) above.

**Arbitration Instructions:** To begin Arbitration, either You or SB must make a written demand to the other for arbitration. The Arbitration will take place before a single arbitrator. The arbitration will be administered by the American Arbitration Association ("AAA") in accordance with the Commercial Arbitration Rules and the Supplementary Procedures for Consumer Related Disputes ("Rules") then in effect (the Rules are available at [www.adr.org](http://www.adr.org) or by calling the AAA at 1-800-778-7879). The filing fees to begin and carry out arbitration will be shared between You and SB, but in no event shall Your fees ever exceed the amount allowable by the special rules for Consumers Disputes provided for by AAA, at which point SB will cover all additional administrative fees and expenses. This does not prohibit the Arbitrator from giving the winning party their fees and expenses of the arbitration when appropriate pursuant to the Rules. Unless You and SB agree differently, the arbitration will take place in the county and state where You live, and applicable federal or state law shall govern the substance of any Dispute during the arbitration. The Federal Arbitration Act will govern the interpretation and enforcement of this Section. The arbitrator's decision will be binding and final, except for a limited right of appeal under the Federal Arbitration Act.

**Opt-Out Instructions: IF YOU DO NOT WISH TO BE BOUND BY THE BINDING ARBITRATION PROCEDURE, THEN:** (1) You must notify SB in writing within 30 days of the date that You purchased the product; (2) Your written notification must be mailed to SB C&S Corp., 1-9-2 HIGASHI-SHIMBASHI, MINATO-KU, TOKYO, 105-0021, JAPAN, Attn: Customer Support AND (3) Your written notification must include (a) Your NAME, (b) Your ADDRESS, (c) the DATE You purchased the product, and (d) a clear statement that "YOU DO NOT WISH TO RESOLVE DISPUTES WITH ANY SB ENTITY THROUGH ARBITRATION AND/OR BE BOUND BY THE CLASS ACTION WAIVER."

Opting out of this dispute resolution procedure will not affect the coverage of the Limited Warranty in any way, and You will continue to enjoy the benefits of the Limited Warranty.

**Governing Law:** For purchases made in the U.S, this Limited Warranty governed by the laws of the State of California, excluding its conflicts-of-law rules. For purchases made in a country other than the U.S, this Limited Warranty governed by the laws of Japan, excluding its conflicts-of-law rules. If you are resident in a country in which this clause is prohibited by local law, this section does not apply to You, and does not deprive You of the protection of the mandatory provisions of the consumer protection laws in Your country.

## For Long Use of the Device

- The battery life of the lithium ion battery used in this device shortens due to usage and the passage of time.
- Please purchase a new product if the length of time you can use this device drops to less than half even when fully charged.
- Though the life of this product may vary depending on usage and environment, follow the storage instructions to prevent the device from deteriorating quickly if it is not used for a long time.
  - Do not keep this device in a fully charged or no charge state for a long time.
  - Confirm that the LED indicator(s) on the earphones turns on every three months.
- Charge the device for several tens of minutes if it does not.

### ● FCC ID: 2A02PTW-7000-R / 2A02PTW-7000-L

This device complies with Part 15 of the FCC Rules. Operation is subject to the following two conditions: (1) this device may not cause harmful interference, and (2) this device must accept any interference received, including interference that may cause undesired operations.

FCC Caution: Any changes or modifications not expressly approved by the party responsible for compliance could void the user's authority to operate this equipment.

### ● Federal Communications Commission Notice

This equipment has been tested and found to comply with the limits for a Class B digital device, pursuant to Part 15 of the FCC Rules.

These limits are designed to provide reasonable protection against harmful interference in a residential installation.

This equipment generates, uses, and can radiate radio frequency energy and, if not installed and used in accordance with the instructions, may cause harmful interference to radio communications. However, there is no guarantee that interference will not occur in a particular installation. If this equipment does cause harmful interference to radio or television reception, which can be determined by turning the equipment off and on, the user is encouraged to try to correct the interference by one of the following measures:

- Reorient or relocate the receiving antenna.
- Increase the distance between the equipment and the receiver.
- Connect the equipment to an outlet on a circuit different from that to which the receiver is connected.
- Consult the dealer or an experienced radio/TV technician for help.

### ● FCC Radiation Exposure Statement

This equipment complies with FCC radiation exposure limits set forth for an uncontrolled environment and meets the FCC radio frequency (RF) Exposure Guidelines. This equipment has very low levels of RF energy that is deemed to comply without testing of specific absorption rate (SAR).

CAN ICES-3(B)/NMB-3(B)

#### ISED CAUTION:

This device complies with Industry Canada licence-exempt RSS standard(s).

Operation is subject to the following two conditions:

- (1) this device may not cause interference, and
  - (2) this device must accept any interference, including interference that may cause undesired operation of the device.
- Le présent appareil est conforme aux CNR d'Industrie Canada applicables aux appareils radio exempts de licence. L'exploitation est autorisée aux deux conditions suivantes :
- (1) l'appareil n' doit pas produire de brouillage, et
  - (2) l'utilisateur de l'appareil doit accepter tout brouillage radioélectrique subi, même si le brouillage est susceptible d'en compromettre le fonctionnement.

#### ISED RF Exposure Statement:

This device compliance with RF exposure guidelines, users can obtain Canadian information on RF exposure and compliance.

This Class B digital apparatus complies with Canadian ICES-003.

Après examen de ce matériel aux conformités aux limites d'intensité de champ RF, les utilisateurs peuvent sur l'exposition aux radiofréquences et la conformité and compliance d'acquiescer les informations correspondantes  
Cet appareil numérique de la classe B est conforme à la norme NMB-003 du Canada.

## About this Document and Device

• This device is for use only in the United States. We bear no responsibility for any damages or losses arising from use of, or inability to use, this product outside the United States and provide no technical support or after-service for this product outside the United States. • We bear no responsibility for any affects caused by the use of, or inability to use, this product. • Design and specifications of this device and document are subject to change without notice. • The Bluetooth® word mark and logos are registered trademarks owned by the Bluetooth SIG, Inc. and any use of such marks by SB C&S Corp. is under license. • iPhone, iPad and Siri are trademarks of Apple Inc., registered in the U.S. and other countries. • Android is a trademark of Google Inc. • GLDIDC is a trademark of SB C&S Corp. • All other company names, brand names, system names and product names described in the document are generally trademarks or registered trademarks of respective companies and individuals.

## Product Inquiry

<https://gldic.jp/support/>

©2019 SB C&S Corp. All rights reserved. V1\_1903

