

iCVBT3 Vanity Mirror - Quick Start Guide (English)

Size: 153 x 140 mm (folded)

Color: 2C + 2C (PMS Cool Gray 9C & PMS Uncoated 2705U)

Material: 120 gsm WF paper

Date: July 20, 2018



PMS Cool Gray 9C

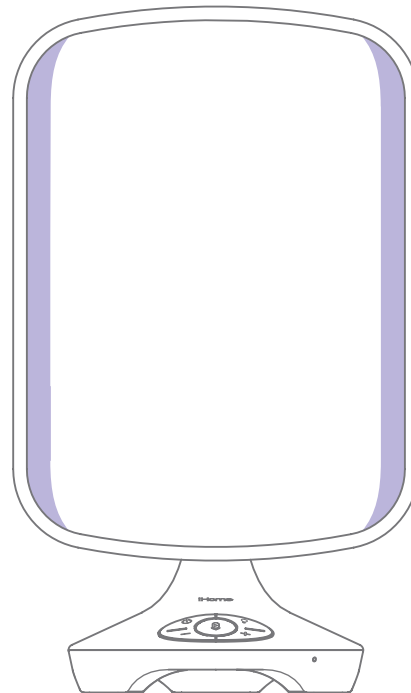


PMS uncoated 2705 U



iHome Beauty

REFLECT II



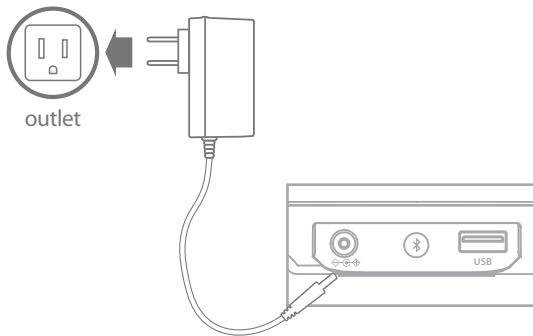
iCVBT3

Quick Start Guide

Connecting Mirror to Power



- Connect included AC adapter to DC jack on back of mirror and the other end to a working wall outlet



Light Function



- Press light button to turn ON Hi/Mid/Lo/OFF for the best light brightness



Bluetooth Audio Function



- Press **Power button** to turn speaker On or Off
- When mirror is On, *press and hold* the **Bluetooth button** on back of mirror for 2 seconds for pairing mode, indicated by the blinking **Voice Button**
- Select “iHome REFLECT II” on your device’s Bluetooth menu to connect



- Press to play / pause Bluetooth audio
- Press to answer/end Bluetooth call
- Press and hold for 2 seconds to decline Bluetooth call
- Quick double press for next track
- Quick triple press for start of track/previous track
- **Press and hold** for 2 seconds and wait for beep to activate voice control with Siri®/Google Assistant™

Voice control requires an active internet connection on connected Bluetooth device with iOS 10 and Android 5.0 and later. When activated, the speaker microphone acts as an extension of the microphone in your smartphone to make/take calls, enable you to ask Siri®/Google Assistant™ to play music and more.



- Press to lower or raise volume

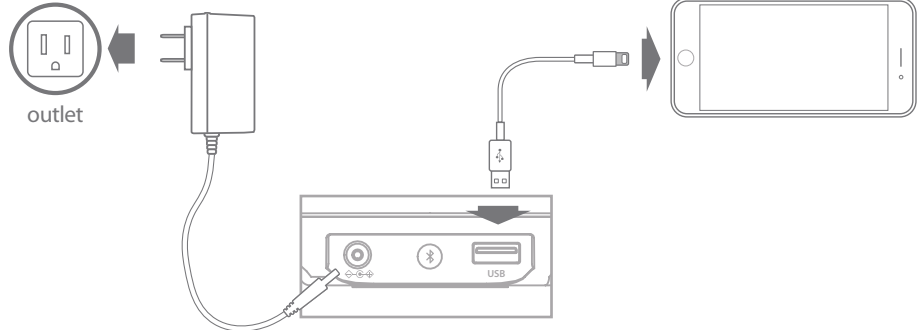
Go ahead, Turn UP the volume!

Charging Devices



Mirror MUST be connected to AC adapter to enable USB charging from the unit.

- Connect USB cable (not included) to USB charging port on back of mirror and connect the other end to your device.



Maintenance

- Follow all instructions.
- Clean mirror surface only with included dry cloth.
- Only use attachments/accessories specified by the manufacturer.

IMPORTANT SAFETY INSTRUCTIONS

When used in the directed manner, this unit has been designed and manufactured to ensure your personal safety. However, improper use can result in potential electrical shock or fire hazards. Please read all safety and operating instructions carefully before installation and use, and keep these instructions handy for future reference. Take special note of all warnings listed in these instructions and on the unit.

GENERAL

* Please exercise caution when in use as the mirror is made of glass.

- 1. Water and Moisture** – The unit should not be used near water. For example: near a bathtub, washbowl, kitchen sink, laundry tub, swimming pool or in a wet basement.
- 2. Ventilation** – The unit should be situated so that its location or position does not interfere with its proper ventilation. For example, it should not be situated on a bed, sofa, rug or similar surface that may block ventilation openings. Also, it should not be placed in a built-in installation, such as a bookcase or cabinet, which may impede the flow of air through the ventilation openings.
- 3. Heat** – The unit should be situated away from heat sources such as radiators, heat registers, stoves or other appliances (including amplifiers) that produce heat. Do not use around aerosol products or in the presence of oxygen being administered.
- 4. Sunlight** – Never place the mirror in or expose the mirror to direct sunlight. The sun's rays can MAGNIFY to become focused and cause excessive heat and/or fire. Do not use mirror in direct sunlight as MAGNIFYed sunlight could injure eyes.
- 5. Power Sources** – The unit should be connected to a power supply only of the type described in the operating instructions or as marked on the appliance.
- 6. Power-Cable Protection** – Power supply cables should be routed so that they are not likely to be walked on or pinched by items placed upon or against them. It is always best to have a clear area from where the cable exits the unit to where it is plugged into an AC socket.
- 7. Cleaning** – The unit should be cleaned only as recommended. See the Maintenance section of this manual for cleaning instructions.
- 8. Objects and Liquid Entry** – Care should be taken so that objects do not fall and liquids are not spilled into any openings or vents located on the product.
- 9. Attachments** – Do not use attachments not recommended by the product manufacturer.
- 10. Lightning and Power Surge Protection** – Unplug the unit from the wall socket and disconnect the antenna or cable system during a lightning storm or when it is left unattended and unused for long periods of time. This will prevent damage to the product due to lightning and power-line surges.
- 11. Overloading** – Do not overload wall sockets, extension cords, or integral convenience receptacles as this can result in a risk of fire or electric shock.
- 12. Damage Requiring Service** – The unit should be serviced by qualified service personnel when:
 - A. the power supply cable or plug has been damaged.
 - B. objects have fallen into or liquid has been spilled into the enclosure.
 - C. the unit has been exposed to rain.
 - D. the unit has been dropped or the enclosure damaged.
 - E. the unit exhibits a marked change in performance or does not operate normally.
- 13. Periods of Nonuse** – If the unit is to be left unused for an extended period of time, such as a month or longer, the power cable should be unplugged from the unit to prevent damage or corrosion.
- 14. Servicing** – The user should not attempt to service the unit beyond those methods described in the user's operating instructions. Service methods not covered in the operating instructions should be referred to qualified service personnel

FCC Information

This equipment complies with FCC RF radiation exposure limits set forth for an uncontrolled environment.

This device complies with Industry Canada's licence-exempt RSSs. Operation is subject to the following two conditions:

- (1) This device may not cause interference and (2) This device must accept any interference received, including interference that may cause undesired operation

This device complies with Part 15 of the FCC Rules, operation is subject to the following two conditions: (1) This device may not cause harmful interference, and (2) this device must accept any interference received, including interference that may cause undesired operation.

- Warning: Changes or modifications to this unit not expressly approved by the party responsible for compliance could void the user's authority to operate the equipment.
- NOTE: This equipment has been tested and found to comply with the limits for a Class B digital device, pursuant to Part 15 of the FCC Rules.

These limits are designed to provide reasonable protection against harmful interference in a residential installation. This equipment generates, uses and can radiate radio frequency energy and, if not installed and used in accordance with the instructions, may cause harmful interference to radio communications.

However, there is no guarantee that interference will not occur in a particular installation. If this equipment does cause harmful interference to radio or television reception, which can be determined by turning the equipment off and on, the user is encouraged to try to correct the interference by one or more of the following measures:

- Reorient or relocate the receiving antenna.
- Increase the separation between the equipment and receiver.
- Connect the equipment into an outlet on a circuit different from that to which the receiver is connected.
- Consult the dealer or an experienced radio/TV technician for help.

CAN ICES-3 (B)/NMB-3(E)

LIMITED 1 YEAR WARRANTY

iHome Products, a division of SDI Technologies Inc. (hereafter referred to as SDI), warrants this product to be free from defects in workmanship and materials, under normal use and conditions, for a period of one (1) year from the date of original purchase.

Should this product fail to function in a satisfactory manner, it is best to first return it to the store where it was originally purchased. Should this fail to resolve the matter and service still be required by reason of any defect or malfunction during the warranty period, SDI will repair or, at its discretion, replace this product without charge. This decision is subject to verification of the defect or malfunction upon delivery of this product to the Factory Service Center authorized by Customer Service.

If service is required, please call Customer Service at 1-800-288-2792 to obtain a Return Authorization Number and shipping instructions. A copy of the sales receipt is required to validate in-warranty coverage.

Disclaimer of Warranty

NOTE: This warranty is valid only if the product is used for the purpose for which it was designed. It does not cover (i) products which have been damaged by negligence or willful actions, misuse or accident, or which have been modified or repaired by unauthorized persons; (ii) cracked or broken cabinets, or units damaged by excessive heat; (iii) damage to digital media players, CD's or tape cassettes (if applicable); (iv) the cost of shipping this product to the Factory Service Center and its return to the owner.

This warranty is valid only in the United States of America and does not extend to owners of the product other than to the original purchaser. In no event will SDI or any of its affiliates, contractors, resellers, their officers, directors, shareholders, members or agents be liable to you or any third party for any consequential or incidental damages, any lost profits, actual, exemplary or punitive damages. (Some states do not allow limitations on implied warranties or exclusion of consequential damages, so these restrictions may not apply to you.) This warranty gives you specific legal rights, and you may also have other rights which vary from state to state.

Your acknowledgment and agreement to fully and completely abide by the above mentioned disclaimer of warranty is contractually binding to you upon your transfer of currency (money order, cashier's check, or credit card) for purchase of your SDI product.

© 2018 SDI Technologies, Inc. All rights reserved.

Siri is a trademark of Apple, Inc. in the United States and other countries.

Goggle Now is a trademark of Google, Inc.

**Questions? Visit www.ihome.com/support
or call 1-800-288-2792 Toll Free**

FCC ID: EMOICVBT3
IC: 986B-ICVBT3

IC Statement for RF Device

This device complies with Industry Canada licence-exempt RSS standard(s). Operation is subject to the following two conditions: (1) this device may not cause interference, and (2) this device must accept any interference, including interference that may cause undesired operation of the device.

Le présent appareil est conforme aux CNR d'Industrie Canada applicables aux appareils radio exempts de licence. L'exploitation est autorisée aux deux conditions suivantes : (1) l'appareil ne doit pas produire de brouillage, et (2) l'utilisateur de l'appareil doit accepter tout brouillage radioélectrique subi, même si le brouillage est susceptible d'en compromettre le fonctionnement.

The device meets the exemption from the routine evaluation limits in section 2.5 of RSS 102 and compliance with RSS-102 RF exposure, users can obtain Canadian information on RF exposure and compliance.

Le dispositif rencontre l'exemption des limites courantes d'évaluation dans la section 2.5 de RSS 102 et la conformité à l'exposition de RSS-102 rf, utilisateurs peut obtenir l'information canadienne sur l'exposition et la conformité de rf.

iHome