

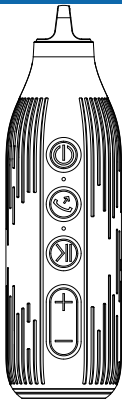


FCC ID:2ABQYSPORT1

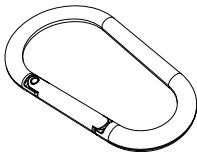
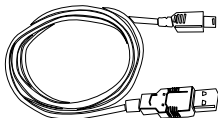
# **SPORT 1**

## User Manual

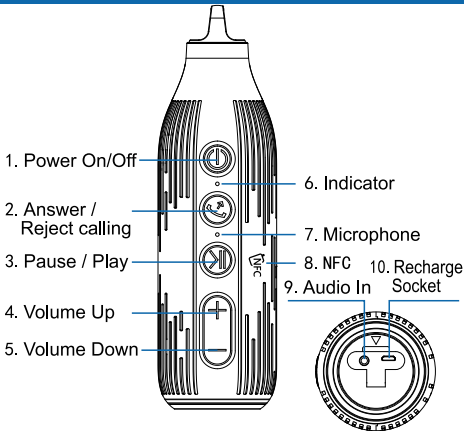
# Speaker Unit & Accessories



- 1、 Speaker Unit
- 2、 USB Recharge Cable
- 3、 Carabiner
- 4、 Manual



# Product Features



# Product Features

**1.On / Off button:** Long Press for 3 seconds, speaker beeps and the blue indicator LED flashes rapidly, bluetooth is ready for connection. Use your mobile phone to search device name: Sport 1, and then click to connect. Once bluetooth paired and connected successfully, the blue LED indicator will be on and speaker is ready for music playing. Long press the button for 3 seconds to switch off the speaker.

**2.Phone Answer and Reject Key:** Under Bluetooth connected status, when the call comes in, bluetooth speaker will beep, short press button for answering the call, long press to reject.

**3.Pause and Play button :** When playing, press the button to switch music pause and play.

**4.Volume up button:** short press to increase the volume progressively, long press to increase the volume automatically. When the volume reaches the maximum sound, speaker will beep.

# Product Features

**5. Volume down button:** short press to decrease the volume progressively, long press to decrease the volume automatically.

**6. Indicator:** **Power on:** blue light flashes rapidly; **bluetooth connected successful:** blue light on; **under speaker hands free status:** blue light slow flashing; **charging status:** red light on; **charging completed:** red light off

**7. Microphone:** It is recommended to use within distance less than 50cm.

**8. NFC:** Near Field Communication, a quick bluetooth pairing technology and paired through non-contact sensor. NFC can make bluetooth of mobile phones and speaker pairing quickly.  
First of all, switch on NFC function on the mobile phones with NFC, and then put the back of the phone near the NFC icon of speaker for scan. For the first connection, you will see the phone prompt interface

# Product Features

with a confirmation of connection, confirm to connect. When connect successfully, scan again, bluetooth will be disconnected.

**9.Audio input (Line-in):** Bluetooth speaker power on, in any case, insert the 3.5mm audio cable, speaker will be automatically switched to an external source playing mode.

**10.Charging socket:** Use computer USB port / power adapter to recharge the speaker. When battery low, it will take 4 hours to fully recharge the battery.

**11.Bluetooth re-pairing:** When bluetooth is out of connection range, and bluetooth disconnected, you can re-establish the connection through the following three methods:

1 Restart speaker, speaker will connect the last paired phone automatically.

2 Reconnect by scanning NFC connection;

3 Through bluetooth search on the phone, find and click Sport 1 for connection

# Technical Data

Bluetooth Version: V2.1+EDR  
Lithium Battery Capacity: 2200mAh  
Rate Power (RMS): 2X3W  
Playing Time: 15 hours  
Transmit Distance: 10 meters  
Product Size: D66 X H225mm  
Product Weight: 0.4KG

# Contact Information

Brand Operator: **Seashell Electronic Limited**

Add.: RM1318-19, Holywood Plaza, 610,  
Nathan RD, Mongkok, Kowloon, HK

Manufacturer: **Seashell Electronic Shenzhen Factory**

Add.: 4/F, Bldg 1, Dingfeng Industrial Park, Jingchen  
Road, Shajing, Bao'an, Shenzhen Guangdong China

Customer Service Phone Number: 400-0755-065

Website: <http://www.seashell-bluetooth.com>

E-mail: [info@seashell-bluetooth.com](mailto:info@seashell-bluetooth.com)



This device complies with part 15 of the FCC rules. Operation is subject to the following two conditions:

- (1) this device may not cause harmful interference, and
- (2) this device must accept any interference received, including interference that may cause undesired operation.

Changes or modifications to this unit not expressly approved by the party responsible for compliance could void the user's authority to operate the equipment.