

**W.I.M**  
**(Wireless Interface Module)**  
**User Manual**

**FCC ID: S7A-SP40**

## 1.0 WIM Introduction

### 1.1 Background

The Wireless Interface Module (WIM) is a Bluetooth enabled electronic control unit designed for use with Harley Davidson touring motorcycles. The WIM will interface with both Premium and Standard infotainment units and replaces the wired headset. The WIM is not compatible with Harley's Cruiser, Sportster, or Street lines. The WIM will be sold in any market touring motorcycles are sold.

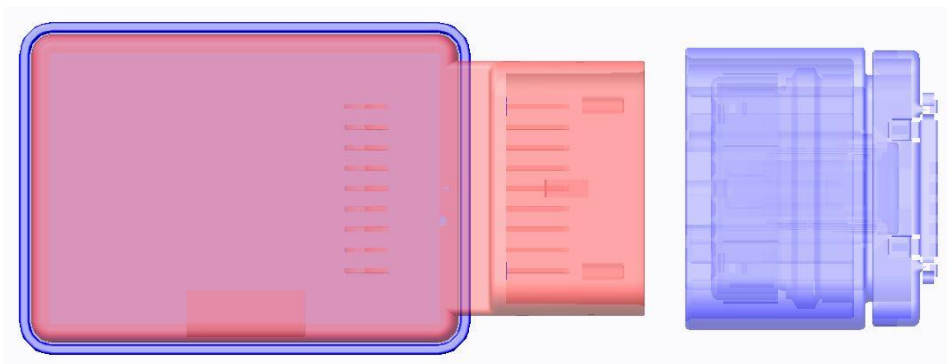


Figure 1: WIM System Block Diagram

### 1.2 Basic Operation and Block Diagram

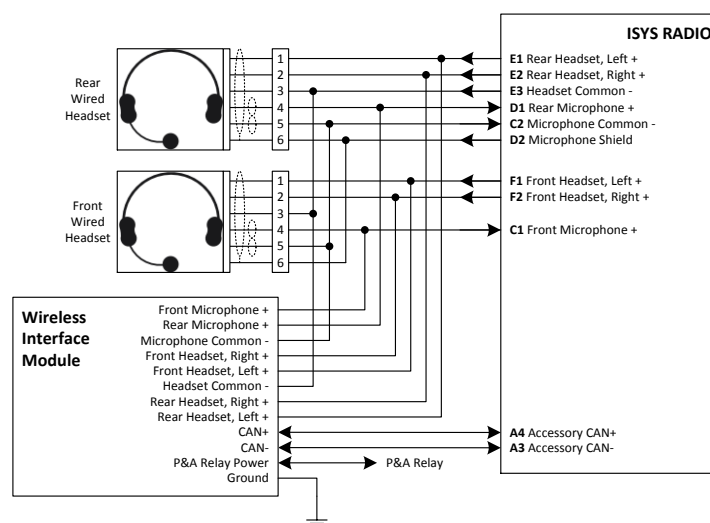


Figure 2: Basic WIM System Block Diagram

## 1.3 DUT Orientation

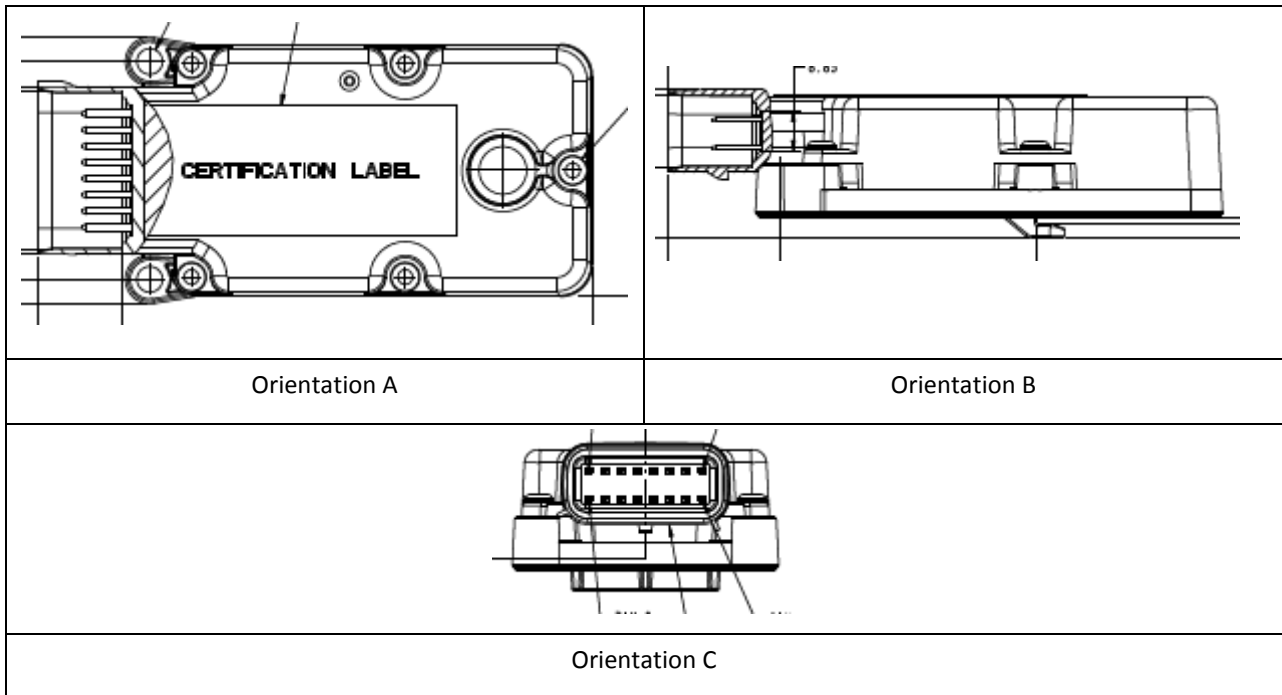


Table 1: DUT Orientations

## 1.4 Connector and Pin-Out

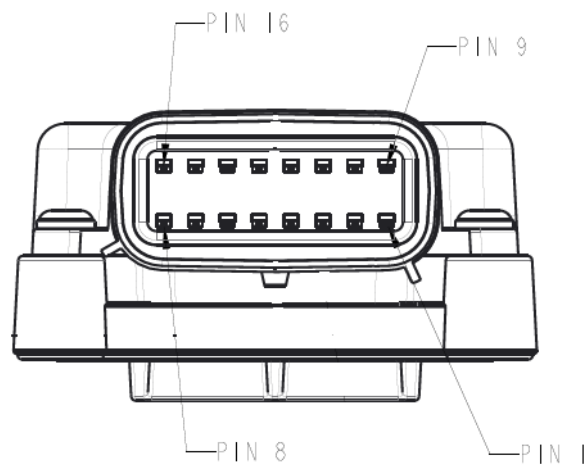


Figure 3: WIM Pin Diagram

## Wireless Interface Module

---

Pin	Signal
16	Rear Headset Left
15	Rear Headset Right
14	Headset Common GND
13	Front Headset Left
12	Front Headset Right
11	USB GND
10	Rear Microphone
9	Front Microphone
8	Microphone Common GND
7	USB Power (5V)
6	CAN Plus
5	CAN Minus
4	USB Data Plus
3	USB Data Minus
2	POWER GND
1	POWER Input

**Table 2: WIM Connector Pin Table**

## Wireless Interface Module

---

This equipment should be installed and operated with minimum 20 cm between the radiator and your body.

FCC Part 15 Subpart C Section 15.247

FCC ID: S7A-SP40

### FCC Compliance Statement

FCC Part 15.19 Statements:

This device complies with Part 15 of the FCC Rules. Operation is subject to the following two conditions:

- (1) this device may not cause harmful interference, and
- (2) this device must accept any interference received, including interference that may cause undesired operation.

FCC Part 15.21 statement

Any changes or modifications not expressly approved by the party responsible for compliance could void the user's authority to operate this equipment.

FCC Part 15.105 statement

This equipment has been tested and found to comply with the limits for a digital device, pursuant to part 15 of the FCC Rules.

These limits are designed to provide reasonable protection against harmful interference in a residential installation. This equipment generates, uses and can radiate radio frequency energy and, if not installed and used in accordance with the instructions, may cause harmful interference to radio communications. However, there is no guarantee that interference will not occur in a particular installation. If this equipment does cause harmful interference to radio or television reception, which can be determined by turning the equipment off and on, the user is encouraged to try to correct the interference by one or more of the following measures:

- Reorient or relocate the receiving antenna.
- Increase the separation between the equipment and receiver.
- Connect the equipment into an outlet on a circuit different from that to which the receiver is connected.

This transmitter must not be co-located or operating in conjunction with any other antenna or transmitter unless authorized to do so by the FCC.

### IC

RSS-GEN, Sec. 7.1.3 – (licence-exempt radio apparatus)

This device complies with Industry Canada licence-exempt RSS standard(s). Operation is subject to the following two conditions: (1) this device may not cause interference, and (2) this device must accept any interference, including interference that may cause undesired operation of the device.

Le présent appareil est conforme aux CNR d'Industrie Canada applicables aux appareils radio exempts de licence. L'exploitation est autorisée aux deux conditions suivantes : (1) l'appareil ne doit pas produire de brouillage, et (2) l'utilisateur de l'appareil doit accepter tout brouillage radioélectrique subi, même si le brouillage est susceptible d'en compromettre le fonctionnement.

### CE

Hereby, SENA TECHNOLOGIES.Inc Declares that this SP40 is in compliance with the essential requirements and other relevant provisions of directive 1999/5/EC.

---

**SENA**