

Front


(158.7 mm)

billboard®

WIRELESS HEADPHONES

for use with Bluetooth® enabled devices

1. Charging Time : 2 HOURS
2. Talk/Music Time : 6 HOURS
3. Transmi Range : 10 METERS
4. Bluetooth Version : v4.2

 It may damage your hearing if you listen with high volume for a long time. It is recommended you use the lowest volume possible for speaking and listening to music.

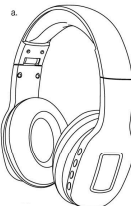


WIRELESS HEADSET

Wireless Headphones

Thank you for purchasing Billboard® Wireless Headphones. For best use of this device we recommend carefully reading this user manual and keeping it for your records

Package contains
a. Wireless headset



FCC Information

This device complies with Part 15 of the FCC rules. Operation is subject to the following two conditions: (1) this device may not cause harmful interference, and (2) this device must accept any interference received, including interference that may cause undesired operation.

This Equipment has been tested and found to comply with the limits for a Class B digital device, pursuant to Part 15 of the FCC rules. These limits are designed to provide reasonable protection against harmful interference in a residential installation. This equipment generates, uses and can radiate radio frequency energy and, if not installed and used in accordance with the instructions, may cause harmful interference to radio communications. However, there is no guarantee that interference will not occur in a particular installation. If this equipment does cause harmful interference to radio or television reception, which can be determined by turning the equipment off and on, the user is encouraged to try to correct the interference by one or more of the following measures:

1. Reorient or relocate the equipment and antenna.
 2. Increase the separation between the equipment and receiver.
 3. Connect the equipment into an outlet on a circuit different from that to which the receiver is connected.
 4. Consult the dealer or an experienced radio/TV technician for help.
- Warning: Changes or modifications to this unit not expressly approved by the party responsible for compliance could void the user authority to operate the equipment. Tested to comply with FCC standard. FOR HOME OR OFFICE USE.

Warning :

This equipment complies with FCC RF radiation exposure limits set forth for an uncontrolled environment. This device and its antenna(s) must not be co-located or conjunction with any other antenna or transmitter.

Battery information

Your device is powered by a rechargeable battery. The full performance of a new battery is achieved only after two to three complete charge and discharge cycles. The battery can be charged and discharged hundreds of times, but it will eventually wear out.

Do not leave a fully charged battery unattended. Improper use may shorten its lifetime. If left unused, a fully charged battery will lose its charge over time.

Never use any charger that is damaged.

Leaving the device in hot or cold places will reduce the capacity and lifetime of the battery. Optimal temperature for the battery is between 15°C and 25°C (59°F and 77°F). A device with a hot or cold battery may not work temporarily, even when the battery is fully charged.

Do not dispose of batteries in a fire as they may explode. Batteries may also explode if damaged. Always dispose of batteries according to local regulations.

Please do not discard this rechargeable device as trash.

Consult your local waste collection agency for proper disposal or recycling methods. You may also contact "Call2Recycle" at 877-273-2925 or online at "call2recycle.org" for a battery recycling drop off location near you.



Technical Support: techsupport@esicellular.com or call 212 883-8838

© 2017 Billboard IP Holdings, L.L.C. All rights reserved. Billboard®, the Billboard logo, HDT 100 and associated characters,

trademarks and design elements are owned and licensed

to Billboard IP Holdings, L.L.C.

Bluetooth is a registered trademark of Bluetooth SIG

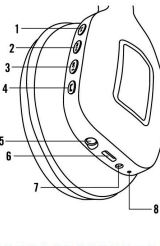
FCC ID: 2AL98-BB778

Headset introduction

1. Guide

Headset introduction

1. Multi-Function button
2. Previous song
3. Volume up
3. Next song
4. Phone answer
5. Volume down
6. USB charging jack
7. LED indicator
8. Built-in microphone



PLEASE READ THESE INSTRUCTIONS CAREFULLY BEFORE USING YOUR WIRELESS HEADSET. READ THESE INSTRUCTIONS FOR FUTURE REFERENCE.

Your Wireless Headset has an internal rechargeable battery. Improper use may result in the Wireless Headset becoming hot, igniting or burst and cause injury if exposed to conditions of abuse. Be sure to follow the safety warnings listed below:

1. Do not disassemble, throw away or damage the Wireless Headset.
2. Store the Wireless Headset in a dry place, keeping it away from damp corrosive materials and environments such as salt air.
3. Keep the Wireless Headset away from direct sunlight, fire and high voltage equipment. Do not store the Wireless Headset inside a car during hot weather. Remember a closed car acts as a green house allowing the inside temperature to possibly reach over 200°.
4. The Wireless Headset is not a toy. Please keep it out of the reach of young children.
5. Please do not discard the Wireless Headset. Consult your local waste collection agency for proper disposal or recycling methods. You may also contact "Call2Recycle" at 877-273-2925 or online at "call2recycle.org" for a battery recycling drop off location near you.

Charging the battery

This device has an internal, rechargeable battery.

1. Plug the charger cable into the headset.
2. Connect the charger to a USB power source. The red indicator light will display during charging.
3. If charging does not start, disconnect the charger then plug it in again, and retry. Charging the battery fully may take up to 2 hours.
3. When the battery is fully charged, the blue indicator light will turn on. Disconnect the charger from the USB power source and the headset. The fully charged battery has power for up to 6 hours of talk or music time, or up to 10 hours of standby time. However, the talk and standby times may vary when used with different devices, settings, and music environments.

2. Instruction

Power on and off

To power on the headset hold the Multi-Function button for 2 seconds, the LED indicator will flash blue and red. To power off the headset hold the Multi-Function button for 2 seconds, the LED indicator will turn off.

Pairing the device

Turn on the headphone and wait the LED flash blue and red. Headphones will enter pairing mode. Activate Bluetooth™ feature on the phone, and set the phone to search for wireless devices. (See the User Manual for your device). The headset will show up your device as BB-5778. (If pass code is requested enter 0000) Once the headset has paired with your device, no password will be needed to reconnect.

Receive and send phone calls

Press this button to receive phone call, press again to end phone call. Press twice to redial the last phone number dialed. Press and hold for ten seconds to answer phone call.

Play & Pause

In music mode, press the Multi-Function button once to pause, and again to play. Music will automatically pause when device measures phone call.

Previous song

Press to play previous song button

Next song

Press to play next song button

Volume increase

Press and hold the increase volume button

Volume decrease

Press and hold the decrease volume button

Note: This device can also be operated using the included 3.5 mm AUX cable. When the cable is plugged into the AUX port, all Bluetooth™ functions will shut off automatically.

LIMITED WARRANTY

ESi Cases and Accessories warrants to the first consumer purchaser that this product, when shipped in its original container in the original retail box, will be free from defective workmanship and materials for one year and agrees that it will, at its option, either repair the defect or replace the defective product or part thereof at its charge to the purchaser for parts or labor for the time periods described.

The warranty does not apply to any appearance items of the product nor to the additional described items set forth below nor to any product the exterior of which has been damaged or deformed which has been subjected to misuse, abnormal service or handling or which has been altered or modified in design or construction. The limited warranty described herein is in addition to an applicable base ALL IMPLIED WARRANTIES INCLUDING THE WARRANTIES OF MERCHANTABILITY AND FITNESS FOR USE ARE LIMITED TO THE PERIOD FROM THE DATE OF ORIGINAL PURCHASE SET FORTH BELOW. Some states do not allow limitations on how long an implied warranty last, so the above limitation may not apply to you. Neither the sales personnel of the seller nor any other person is authorized to make any warranties other than those described herein or to extend the duration of any warranties beyond the time period described herein on the behalf of ESi Cases and Accessories.

The warranties described herein shall be the sole and exclusive warranties granted by ESi Cases and Accessories and shall be the sole and exclusive remedy available to the purchaser regardless of claims, in this matter and for the period of the time described herein, shall constitute complete fulfillment of all liabilities and responsibilities of ESi Cases and Accessories to the purchaser with respect to the product and shall constitute full satisfaction of all claims, whether based on contract, negligence, strict liability or otherwise. In no event shall ESi Cases and Accessories be liable or in any way responsible, for any incidental or consequential economic or property damage. Some states do not allow the exclusion of incidental or consequential damages, so the above exclusion may not apply to you. THIS WARRANTY DOES NOT SPECIFIC LEGAL RIGHTS. YOU MAY HAVE ADDITIONAL RIGHTS WHICH VARY FROM STATE TO STATE.

Send defect with the product to:
ESi Cases and Accessories,
44 East 20th Street, 6th floor
New York, New York, 10118
* Enclose proof of purchase and \$1.95 for Shipping and Handling

TECHNICAL SUPPORT: 212 883-8838
E-MAIL: techsupport@esicellular.com