


cromā

LIFE ACCESSORIES



CROMA PORTABLE BLUETOOTH SPEAKER

CRER2069

USER MANUAL

BEFORE OPERATING THIS PRODUCT, PLEASE READ AND FOLLOW INSTRUCTIONS.

Please retain Copy of your purchase receipt to authenticate product warranty.

* Picture depicted is only for illustration purpose actual product may differ.

You're trendy.

You're flamboyant.

You're choosy.

You're casual.

You're always looking for the best.

You're always looking out for something that complements you. And Croma Life Accessories offers you just that. You can choose from a wide range of electronics, right from LCDs to Refrigerators, ACs to kitchen appliances and personal care products that are superior, unique and handpicked to match you, your needs. Croma. It's just like you.

Usually Unusual.



cromā
LIFE ACCESSORIES

Usually unusual

INDEX

1. Important safety instructions
2. E-waste Management(Disposal Policy)
3. Copyright Statement
4. Product Features
5. Package
6. Know your product
7. How to use your product
8. Technical specifications
9. Warranty card
10. Warranty terms and conditions

SAFETY INSTRUCTIONS



WARNING:

- Please read the instruction manual carefully before using the product. Keep the user manual safely for future reference
- Do not expose the product to fire, moisture & direct sunlight.
- Do not attempt to disassemble the product on your own
- If you observe any deformity in the product, such as dents or puncture then immediately get in touch with Croma customer care at 7207-666-000
- Do not attempt to power on the product other than the one as mentioned in this manual.
- If you observe any foul smell coming out of the unit, please contact Croma customer care at 7207-666-000
- Don't attempt to service the product on your own, as this may expose you to potential electric shocks and hazards and void your warranty claim.
- It is advisable to unplug it from the electric power point if not used for a prolonged time.
- Ensure that ventilation holes provided on the unit is free from any obstruction as it may result in overheating of the product and damage the circuits.
- In case of any product servicing required please contact Croma certified service personnel or Croma Authorized Service Centre.
- Please ensure the product is fixed on a stable and even surface or wall mounted for safety of the product
- Don't use any accessory which is not compatible with the product, as this may result in malfunctioning of the product otherwise it will void your warranty.
- Periodically replace battery for proper operation of the remote and ensure correct polarity while inserting the batteries.

E-WASTE MANAGEMENT (DISPOSAL POLICY)



■ This Symbol on the products and/or accompanying documents means that used electrical and electronics products should not be mixed with general household waste. For proper treatment, recoveries, recycling, please take these products to designated collection points, where they will be accepted on a free of charge basis.

Alternatively, you may be able to return your products to CROMA CARE CENTER upon purchase of an equivalent new product. Disposing of this product correctly will help save valuable resources and prevent any potential negative effects on human health and the environment which could otherwise arise from inappropriate waste handling.

Please contact Croma Care centre at **7207-666-000** for further details on your nearest designated collection point. Penalties may be applicable for incorrect disposal of this waste, in accordance with Indian legislation

COPYRIGHT STATEMENT

- The product name mentioned in this manual only serve for identification of its features and functions of the product, and they may be the registered trademarks or copyrights of other company's products / brands. Hence the following statement:
- CROMA logo is a registered trademark.
- The rest of the companies, products, or service names involved in this manual may all be the trademarks or service logos of the relevant holders.

PRODUCT FEATURES

1. 20 Watts RMS Audio output
2. Built-in 7.4V 2600mAh rechargeable battery
3. USB interface for music playback
4. TF card interface for music playback
5. Line –in input for connecting external audio device

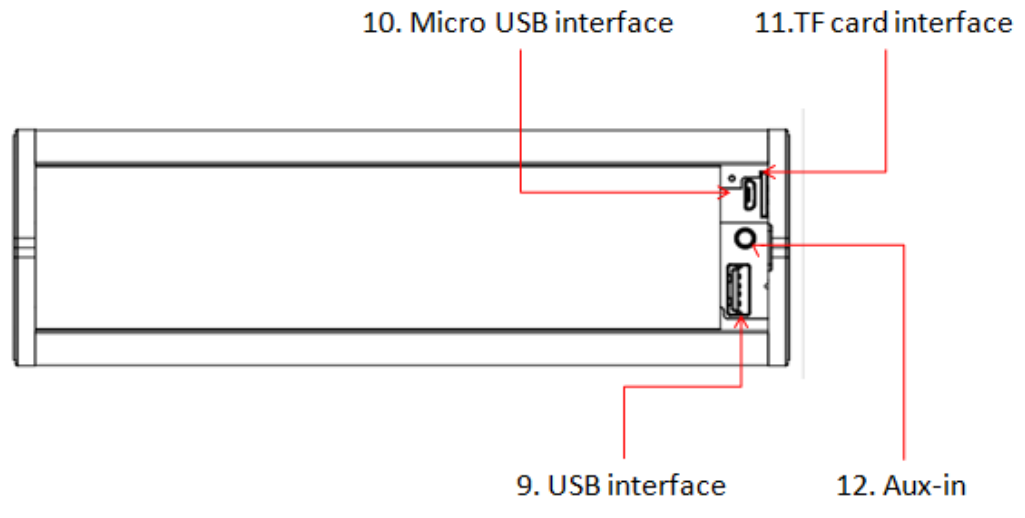
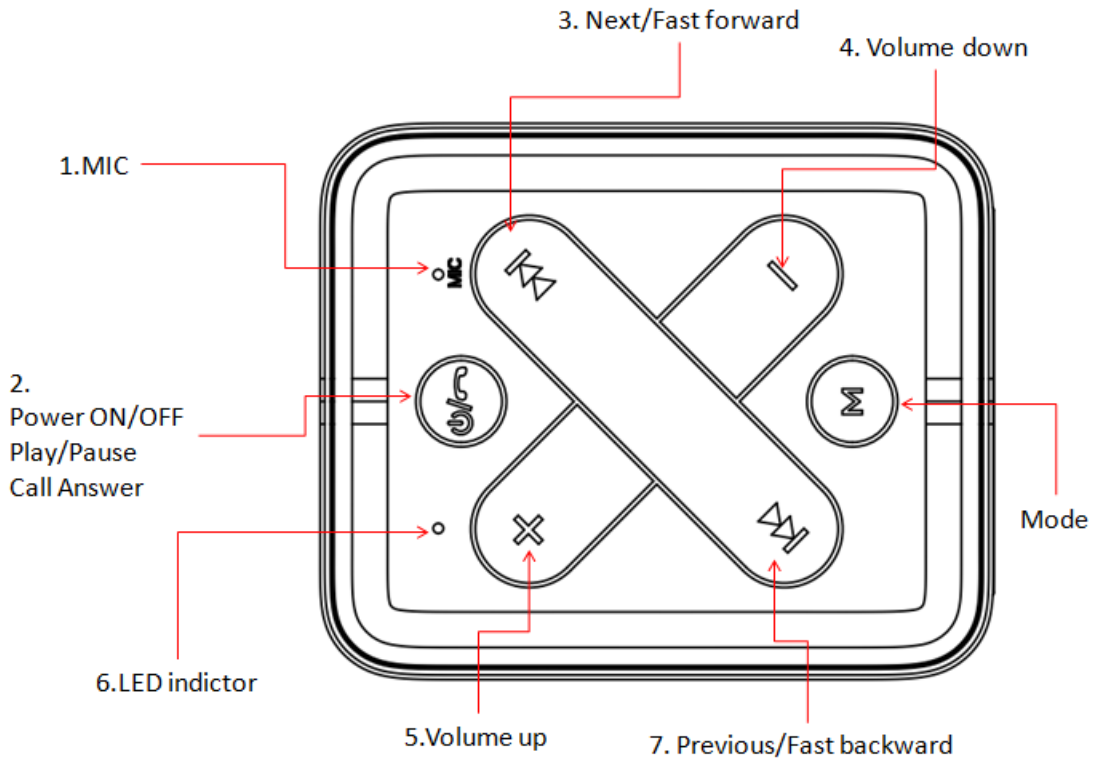
PACKAGE

Note: You will find the following **five** components when opening the package as illustrated below. In case if you find any of the below mentioned components missing, immediately contact Croma Customer Care.

Package

- Bluetooth Speaker x 1
- Micro USB cable x 1 (For charging the Speaker only)
- 3.5mm Aux-in cable x 1
- Instruction Manual x 1
- Carry pouch x 1

Know your products



How to use your products

BLUETOOTH PAIRING MODE:

1. Press and hold the Power On/Off button ~2sec, you will hear the tone. The LED indicator will light up and flashing rapidly. The Speaker already ready to pair.
2. Turn on your mobile/device Bluetooth functions and search for Croma CRER2069 speaker. Pair the mobile/device with CRER2069. After pairing successful, you will hear a tone and the LED indicator will always on. You can start playback now.
3. In case a password is required, type "0000" into your mobile/device.
4. The speaker reconnect automatically to the last paired device if available.

Aux-in/TF card/ USB MODE:

1. Press and hold the Power On/Off button ~2sec to turn on the speaker.
2. Press the mode button to switch to AUX-in/TF card/USB mode. The device will auto recognize the input source and playback.

LED Indicator:

1. The Blue LED flashing rapidly – the device is under Bluetooth mode and ready for pair
2. The Blue LED always on – the speaker already connected to mobile/device.
3. The Blue LED flashing slowly – the speaker is under TF card mode
4. The Blue LED repeat flashing two time – the speaker is under USB disk mode
5. The Blue LED repeat flashing three time – the speaker is under Aux-in mode
6. The Red LED flashing – Battery low, please recharge
7. The Red LED always on – The speaker is under charging.

Cautions

1. The speaker needs to be fully charged once a month.
2. A fully charged unit has up to more than ~6 hours of playback time
3. Do not overcharge the battery as it may shorten its life.

4. To prolong battery life & sound quality, do not use while charging.
5. When the battery is fully charged, the light of the LED display will turn off automatically. Please disconnect the charging cable with units.
6. The batteries shall not be exposed to excessive heat such as sunshine, fire or the like.

Trouble shooting

No power.

1. Make sure that the unit is switched ON at the top.
2. The battery may be exhausted. Connect the Micro USB cable to your computer for charging ~15min and switch on again.

Loud hum or noise is heard

- Under the Aux-in mode, the cable plugs are dirty. Wipe them with a cloth slightly moistened with an appropriate non-abrasive cleaning solution.
- Under the Bluetooth mode, please reconnect the device with the speaker.

Machine freeze, such as: Button does not work or voice frozen

- Press and hold the power button, and press the volume down button. The speaker will reset.

I cannot find "CRER2069" on my Bluetooth device

- Ensure the Bluetooth function is activated on your Mobile/Source device or restart your device or try to use another device to connect.

WARRANTY

cromā
LIFE ACCESSORIES

WARRANTY CARD

Type of Product: Croma Bluetooth Sound Bar with Wireless Subwoofer

Model No.: CRER2069 Purchase Date: _____

Product Purchased from:

Receipt Invoice Number: _____ Serial No: _____

Your Name: _____ Tel #: (_____) _____

Address: _____

If you are experiencing difficulty operating this product or require service assistance please contact:

Customer Care Manager

Infiniti Retail Limited

Unit No 701 & 702, 7th Floor, Kaledonia, Sahar Road, Andheri (East) Mumbai - 400 069, India

Customer Care Number: 7207-666-000

SMS: "CROMA" to 56677 Email: customersupport@croma.com

Please retain this form along with your receipt to avail the warranty/services

WARRANTY INSTRUCTION

1. **Infiniti Retail Limited, ("IRL") guarantees** the product purchased by you to be free from defects resulting from the use of faulty parts or poor workmanship during its manufacture subject to terms of the limited warranty ("**Warranty**") given below .
2. **Warranty Period**
 - a. This warranty is applicable for a period of **Twelve (12) months** from the date of invoice/purchase of the product.
 - b. In case of commercial usage of the product, warranty period would be limited to 90 days only.
3. **Claim**

- c. The claim will have to be made within the warranty period
- d. IRL will repair or replace any defective parts/ product and correct any problems resulting from inferior workmanship free of charge.
- e. Service to the product shall be carried out on a **carry in** basis wherein the customer has to carry the product to the stores from where the product was purchased at the purchaser's risk, responsibility and cost.
- f. While the Company will make every effort to carry out necessary repairs at the earliest, the Company is under no obligation to do so within a stipulated time period.
- g. Claims, if any, to this warranty shall in no case exceed the purchase price of the product.
- h. In case of repairs or replacement of any part(s) of the product, this warranty will thereafter continue and remain in force only for the remaining period of the warranty. Replacement of parts would be purely at the discretion of the Company alone. In case the replacement of the entire product is being made (subject to the sole discretion of the Company), the same model will be replaced and in the event such model has been discontinued, it shall be replaced with the model of price equivalent at the time of purchase.
- i. Replacement criteria from warranty terms do not stand if "No problem found" type diagnosis is found and perceived intermittent errors that cannot be reproduced are noticed.
- j. The concerned authorized technician will advise whether to affect repairs at the site or at the Croma customer care.
- k. This warranty will be terminated automatically after the period of **12** months from the date of purchase even if the product was not in use for any time during the warranty period for any reason.

4. This warranty shall be rendered null and void if:

- a. The product is physically damaged
- b. The product is modified, maintained or repaired by a party not authorized by IRL.
- c. The product is installed, maintained and operated in ways other than as recommended by IRL.
- d. The product is faulty or damaged due to electrical faults external to the product.

- e. Malfunctions or damages resulting from natural calamities, fire, civil unrest and/ or accidents.
- f. The model number, serial number or warranty stickers have been removed or tampered with.
- g. A non-IRL certified product is added on to the IRL product.

5. Warranty limitations

- a. The warranty is not transferable from one user/customer to another.
- b. IRL's warranty does not entail a warranty of functionality or any obligation to repair or replace a defective product, if that defect is a result of physical breakage, improper installation or connections, electrical faults external to the product, abuse or unauthorized modification of the product.
- c. Any service, repair or replacement not within the scope of IRL's coverage shall be subject to the rates and terms of Croma customer care.
- d. All third party peripherals, whether purchased as part of a system or bundled with it, normally come with the prevailing supplier's warranty and IRL does not provide warranty for such products.
- e. **This warranty is only applicable if the product is purchased from IRL (Croma) or any of its authorized resellers.**

6. This warranty is not applicable in following cases:

- a. The warranty card is not completed fully at the time of purchase of the product.
- b. The warranty card is not presented to the authorized technician at the time of the service of the product.
- c. The serial number of the product is deleted, defected or altered
- d. Accessories
- e. Plastic parts
- f. Parts requiring replacement due to normal wear and tear, corrosion, rust, stain, etc.,
- g. Defects or damage caused due to
 - i. accidents, mishandling, negligence; or
 - ii. transportation or shifting; or
 - iii. improper or reckless use, which will be determined by the authorized technician of the Company; or
 - iv. not used in the manner specified in the manual; or

- v. tampering, breakage; or
- vi. lightning, fire or natural calamities or Force Majeure; or
- vii. abnormal voltage or faulty electric or power connections or poor/faulty electric or power wirings; or
- viii. lack of supervision or lack of proper care or everyday maintenance; or
- ix. Improper storage and poor environment conditions.

7. Disclaimer:

Except for the warranties set forth herein, IRL disclaims all other warranties, express or implied or statutory, including, but not limited to the implied warranties of merchantability or fitness for a particular purpose. Any implied warranties that may be imposed by applicable law are limited to the duration of this limited warranty. In no event shall IRL be liable for any incidental, special or consequential damages, consequential human injury or loss, including, but not limited to loss of business, profits, or use whether in an action in contract or tort or based on a warranty arising out of or in connection with the use or performance of the product

- 8. The customer agrees that repair or replacement, as applicable; under the warranty services described herein are the sole and exclusive remedies with respect to any breach of the IRL limited warranty set forth herein.
- 9. If any provisions on this limited warranty are judged to be unenforceable or illegal, the continuation of the other provisions will not be affected. This warranty will also not affect the customer's statutory right under applicable Indian laws.

cromā
LIFE ACCESSORIES



QUALITY PRODUCTS FROM THE HOUSE OF **TATA**

29.6 cm X 21 cm

NOTE: This equipment has been tested and found to comply with the limits for a Class B digital device, pursuant to part 15 of the FCC Rules. These limits are designed to provide reasonable protection against harmful interference in a residential installation. This equipment generates uses and can radiate radio frequency energy and, if not installed and used in accordance with the instructions, may cause harmful interference to radio communications. However, there is no guarantee that interference will not occur in a particular installation. If this equipment does cause harmful interference to radio or television reception, which can be determined by turning the equipment off and on, the user is encouraged to try to correct the interference by one or more of the following measures:

- Reorient or relocate the receiving antenna.
- Increase the separation between the equipment and receiver.
- Connect the equipment into an outlet on a circuit different from that to which the receiver is connected.
- Consult the dealer or an experienced radio/TV technician for help

Changes or modifications not expressly approved by the party responsible for compliance could void the user's authority to operate the equipment. This device complies with Part 15 of the FCC Rules. Operation is subject to the following two conditions:

- (1) this device may not cause harmful interference, and
- (2) this device must accept any interference received, including interference that may cause undesired operation.