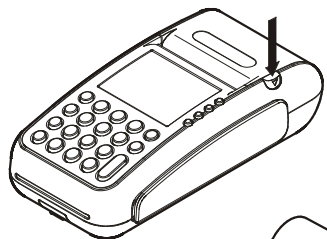
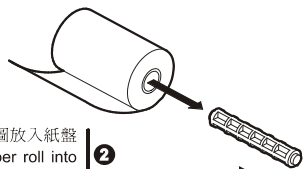


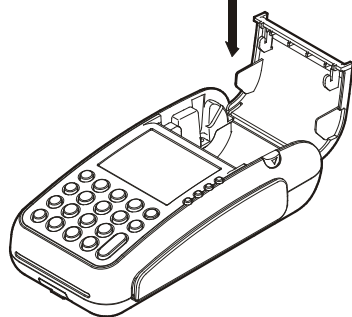
1.5 送紙程序
Paper Feeding Procedure



1 按灰色按鈕打開紙斗蓋
Press the grey button to open the paper cover



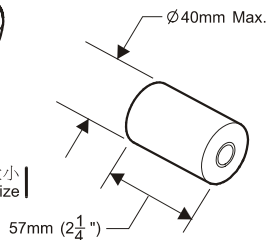
將紙卷如圖放入紙盤
Place the paper roll into the tray as shown



3 關上紙斗蓋
Close the printer cover

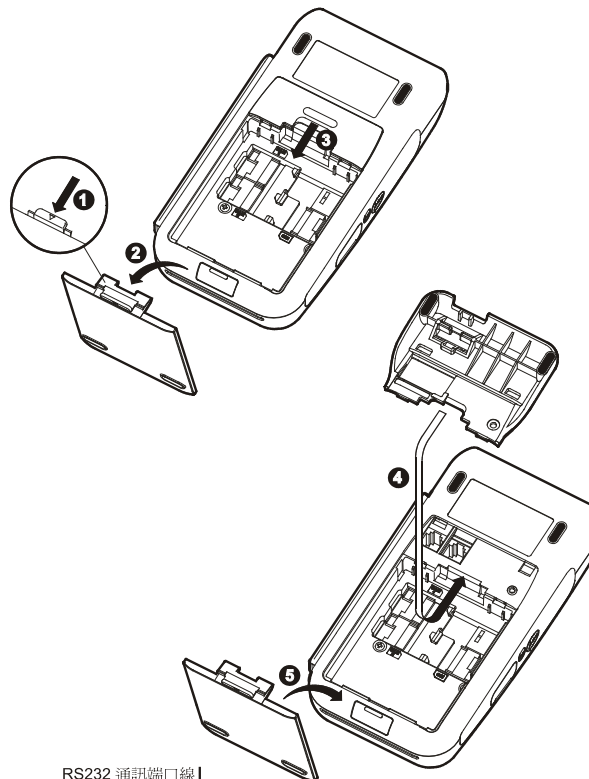


紙卷大小
Paper roll size



1.6 安裝桌面架
Installation of Desktop Stand

只適用於配有桌面架的版本
for version equipped with desktop stand only



RS232 通訊端口線
RS232 communication line

區域網路端口線或
RS232 通訊端口線
LAN or RS232
communication line

用“新”引領科技 用“心”服務你我
Service from our heart Technology be state of the art

T800 電子交易終端機
EFT-POS

