

QOLLECTOR

Charging Port

Power Meter
Indicator

Heart Rate
Indicator

Other Ant+
Indicator






Q Button

Cellular Status

GPS Status

Battery Status

Front Surface

Commands  Press - 3 Sec  Press  Double Tap



Press and hold the **Q** for three seconds to power the Qollector on or off. When powering on, the status icons will light up green and the Qollector will beep and vibrate. When powering off, the icons will flash red and the Qollector will beep and vibrate.



To pair the Qollector with a sensor, press and release the **Q** and hold the Qollector near the sensor. The corresponding white icon will light up when the sensor is paired. Up to 7 sensors can be paired with the Qollector.



Press the **Q** to check the Cellular Status, Battery Status, and GPS Status. The **Q** will blink often when on and connected.



Double tap the front surface of the device to drop a pin and record a specific point in your activity. You can view the pin in your autosync destinations.

Using the Qollector

The Qollector will collect and store data when it is first turned on, but you will need to create an account on QuarqNet.com to view, download and sync your data.

To Start or Finish an Activity: Power the Qollector on and allow the cellular towers and GPS to sync before starting your activity. When you have finished your activity, power the Qollector off. Your activity will automatically be named and synced up with your autosync destinations.



For complete instructions, visit our website at quarq.com/qollector.

Color Definitions



Solid Light: Connected to a tower - Data synced



Two second fade: Connected to a tower - Data unsynced



One second fade: No tower found



Solid Light: GPS locked



Two second fade: GPS searching



One second fade: GPS disabled



Solid Light: Battery Status Good: 100% - 35%



Two second fade: Battery Status Low: 35% - 10%



One second fade: Battery Status Critical: 10% or less



Power Meter Paired



Heart Rate Monitor Paired



Ant+ Device Paired

For complete instructions, visit our website at quarq.com/qollector.

DRAFT

*Data collection and tracking
for endurance athletes.*

QOLLECTOR

Quick Start Guide

