



## TP-01, TP-02, TP-03

The sensor will collect signals include temperature, pressure, acceleration.

When the temperature and/or pressure are abnormal, the sensor will transmit the data by radio.

When the acceleration are abnormal, the sensor will transmit the data by radio per 4 minutes.

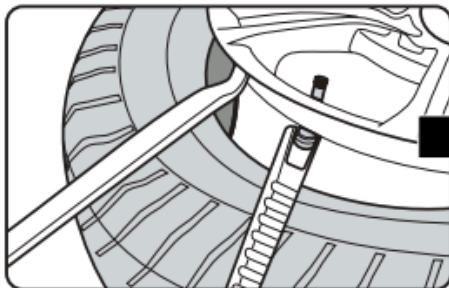
### Installation of tire sensors

The sensors should be installed by a certified installer.

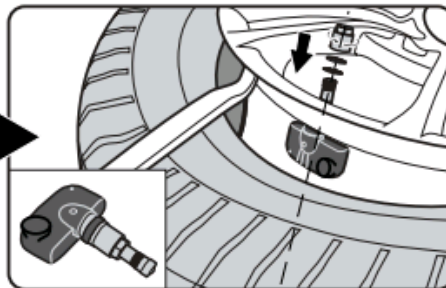
All sensors have been pre-labeled for convenience, please install the sensors according to the labels.

1. LF tire = Left Front Tire
2. LR tire = Left Rear Tire
3. RF tire = Right Front Tire
4. RR tire = Right Rear Tire

When all sensors are installed to the tires according to the sensor labels, the sensors do not need to program to the display.

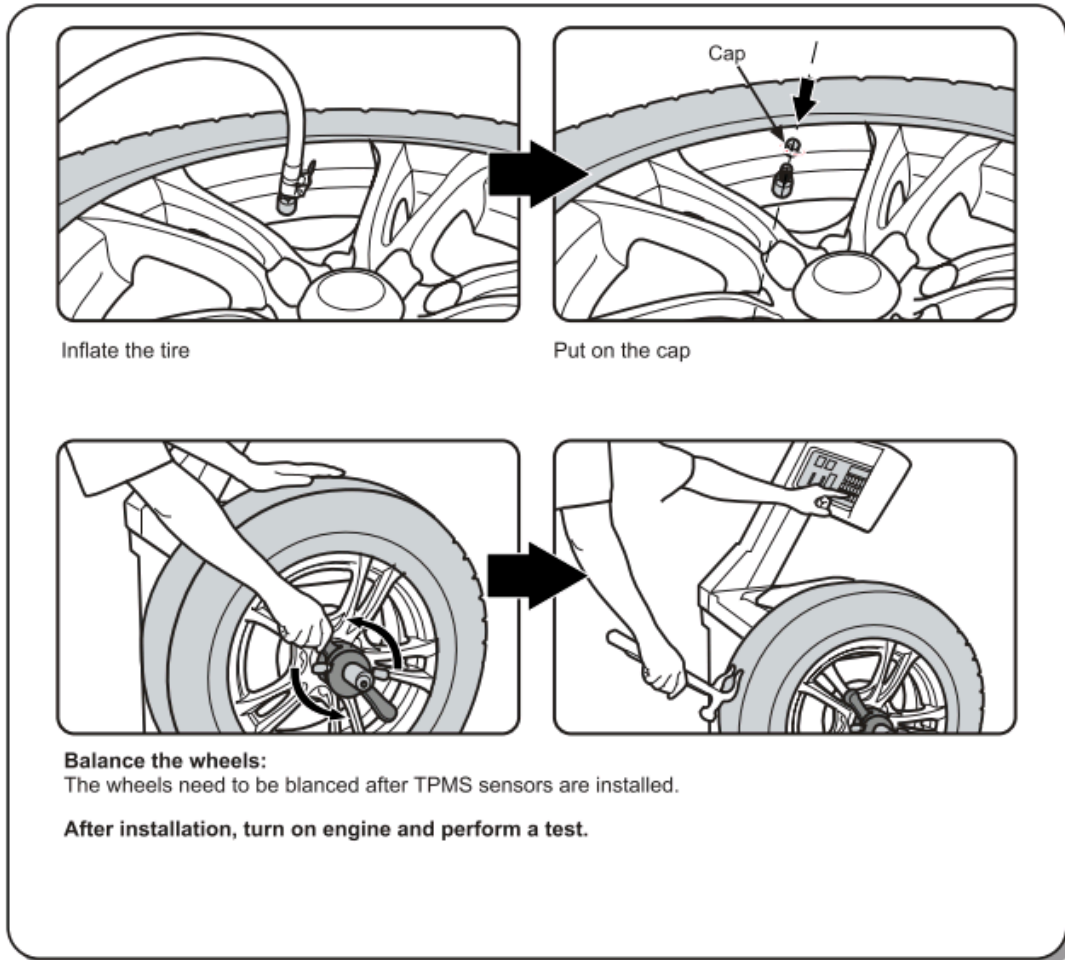


Remove the tires from the vehicle.



**Install the sensor:**

Remove the original valve from the wheel and replace with the TPMS sensors. On each sensor, there is a sticker showing which tire the sensor should be installed. Hand tighten the sensor (over tightening can cause leaks or may break the sensor).



## FCC WARNING

This device complies with Part 15 of the FCC Rules. Operation is subject to the following two conditions:

- (1) this device may not cause harmful interference, and
- (2) this device must accept any interference received, including interference that may cause undesired operation.

NOTE: The manufacturer is not responsible for and radio or TV interference caused by unauthorized modifications to this equipment. Such modifications could void the user's authority to operate the equipment.