



8+

INFERNO CRUISER

User Manual



TG1025

2.4GHz Remote control

PLEASE READ THIS INSTRUCTION MANUAL CAREFULLY BEFORE USE.

The materials, specifications, parts and packaging mentioned in this manual are for reference purposes only. We are not responsible for any changes made to this printed material, nor are we able to inform customers of any updates or changes. Please refer to our website: R3VOLT.COM for the latest information.

Important safety information

Thank you for buying this REVOLT item. To ensure that you operate the vehicle correctly, please read these instructions carefully before first use and store them in a safe place for future reference.

Safety information

- *Keep the smaller-sized accessories out of the reach of children.
- *Do not store batteries in a hot environment (e.g. near open flames or a heating device).
- *Children must be supervised by an adult when operating the vehicle. The vehicle should always remain within the line of sight of the driver (or instructor).
- *Do not recharge non-rechargeable batteries. When installing or changing the batteries, ensure that they are connected in the correct polarity. Do not mix old and new batteries or different types.
- *Do not short circuit the battery terminals.
- *If you do not plan to use the vehicle for at least 10 days, discharge the battery to 40%-50% (i.e. if the battery is fully charged, drive the vehicle for half of the total driving time). This helps to prolong the lifespan of the battery.
- *You must only use the charging cable provided. Disconnect the charging cable from the vehicle before cleaning. Regularly inspect the charging cable's wires, plug socket, outer casing and other accessories to ensure they are not damaged. If there are any signs of damage, discontinue use immediately until repaired.
- *After use, ensure that the vehicle and remote control are switched off and remove the batteries in the remote control.
- *The packaging and this manual contain important information and should be kept in a safe place for future reference.

Repair and maintenance

- *Clean the product regularly with a clean, soft cloth.
- *Avoid exposing the product to direct sunlight or heat.
- *Do not submerge the product in water, as this may damage the electrical components.

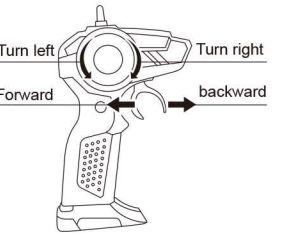
About this product

Specifications

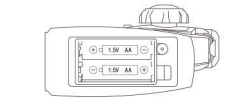
Remote controlled vehicle	
Weight	1188.5g (included battery)
Dimensions	41x30x25cm
Remote control range	15-20m
Charging time	about 120 mins
Operating time	20-25 mins
Battery	7.4V 800mAh rechargeable battery (included)

Remote control	
Operating frequency	2.4 GHz
Battery Requirements	2xAA 1.5V batteries (not included)

OPERATING INSTRUCTIONS

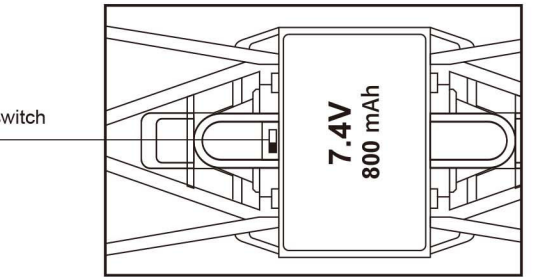
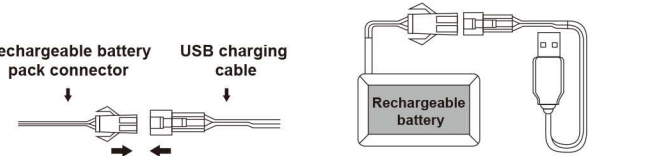


Pairing: Switch on the remote control, and then press the on/off switch on the vehicle. Wait until the LED indicator on the remote control stops flashing and stays constant. This indicates that pairing was successful.



Horn & lights, sound, smoke:
●Short press on the button will honk horn.
●Long press on the button will activate monster truck sounds, lights and simulated smoke.

Use 2x AA 1.5V non-rechargeable batteries (not included).



Calibration dial: Adjust the lever on the bottom of the vehicle until the vehicle travels in a straight line

ADDING WATER TO THE TANK:



- Add clean tap water to the use the VAPOR (realistic smoke effect) .
- Be careful to only put water in the vehicle's tank and not to spill water on the vehicle as this may cause a short circuit.

CONTENTS:

- 1 X INFERNO CRUISER TRUCK
- 1 x Remote Control
- 1 x USB Charging Cable
- 1x Water Bottle (For Adding Water To Inferno Cruiser)

Warning!

- *This product must be assembled and used under the direct supervision of an adult.
- *This product contains small components that present a choking hazard if swallowed; this product is not suitable for children under 8 years of age.

Warning: Changes or modifications to this unit not expressly approved by the party responsible for compliance could void the users authority to operate the equipment.

NOTE: This equipment has been tested and found to comply with the limits for a Class B digital device, pursuant to Part 15 of the FCC Rules These limits are designed to provide reasonable protection against harmful interference in a residential installation. This equipment generates, uses and can radiate radio frequency energy and, if not / installed and used in accordance with the instructions, may cause harmful interference to radio communications.

However, there is no guarantee that interference will not occur in a particular installation. If this equipment does cause harmful interference to radio or television reception, which can be determined by turning the equipment off and on, the user is encouraged to try to correct the interference by one or more of the following measures:

- Reorient or relocate the receiving antenna.
- Increase the separation between the equipment and receiver
- Connect the equipment into an outlet on a circuit different from that to which the receiver is connected.
- Consult the dealer or an experienced radio/TV technician for help.

Changes or modifications not expressly approved by the party responsible for compliance could void the user's authority to operate the equipment. This device complies with Part 15 of the FCC Rules. Operation is subject to the following two conditions:
(1) this device may not cause harmful interference,
and (2) this device must accept any interference received, including interference that may cause undesired operation.

This device contains licence-exempt transmitter(s)/receiver(s) that comply with Innovation, Science and Economic Development Canada's licence-exempt RSS(s). Operation is subject to the following two conditions:
(1) This device may not cause interference.
(2) This device must accept any interference, including interference that may cause undesired operation of the device.

L'émetteur/récepteur exempt de licence contenu dans le présent appareil est conforme aux CNR d'Innovation, Sciences et Développement économique Canada applicables aux appareils radio exempts de licence. L'exploitation est autorisée aux deux conditions suivantes :
(1) L' appareil ne doit pas produire de brouillage;
(2) L' appareil doit accepter tout brouillage radioélectrique subi, même si le brouillage est susceptible d' en compromettre le fonctionnement.

However, there is no guarantee that interference will not occur in a particular installation. If this equipment does cause harmful interference to radio or television reception, which can be determined by turning the equipment off and on, the user is encouraged to try to correct the interference by one or more of the following measures:

- Reorient or relocate the receiving antenna.
- Increase the separation between the equipment and receiver
- Connect the equipment into an outlet on a circuit different from that to which the receiver is connected.
- Consult the dealer or an experienced radio/TV technician for help.

Changes or modifications not expressly approved by the party responsible for compliance could void the user's authority to operate the equipment. This device complies with Part 15 of the FCC Rules. Operation is subject to the following two conditions:
(1) this device may not cause harmful interference,
and (2) this device must accept any interference received, including interference that may cause undesired operation.

This device contains licence-exempt transmitter(s)/receiver(s) that comply with Innovation, Science and Economic Development Canada's licence-exempt RSS(s). Operation is subject to the following two conditions:
(1) This device may not cause interference.
(2) This device must accept any interference, including interference that may cause undesired operation of the device.

L'émetteur/récepteur exempt de licence contenu dans le présent appareil est conforme aux CNR d'Innovation, Sciences et Développement économique Canada applicables aux appareils radio exempts de licence. L'exploitation est autorisée aux deux conditions suivantes :
(1) L' appareil ne doit pas produire de brouillage;
(2) L' appareil doit accepter tout brouillage radioélectrique subi, même si le brouillage est susceptible d' en compromettre le fonctionnement.

Manufacturer: GUANGDONG SYMA MODEL AIRCRAFT INDUSTRIAL CO., LTD.
Address: No. 2 West Xingye Road Laimei Industrial Area Chenghai, Shantou Guangdong China
Sales hotline: 0754-86980668, After-sales hotline: 0754-86395095
Fax: 0754-86395098 Zip code: 515800

The manufacturer the right to the final interpretation of this instruction manual.