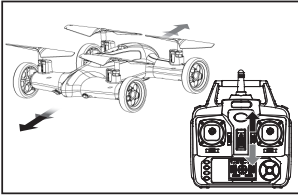


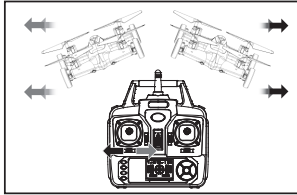
Fine-tuning operation

Forward/Backward fine-tuning



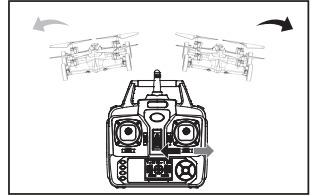
When the quadcopter keeps flying forward / backward, you can correct it by pressing fine-tuning button down / up.

Sideward fly fine-tuning



When the quadcopter keeps flying to left / right side, you can correct it by pressing the fine-tuning button right / left.

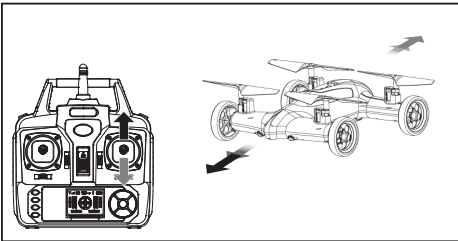
Turn left/right fine-tuning



When the quadcopter keeps rotating to left / right, you can correct it by pressing the fine-tuning button right / left.

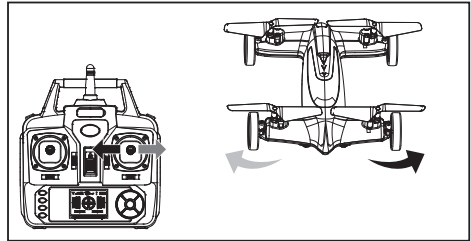
LAND OPERATION

Forward and backward



When the aircraft is on the land, operate the right joystick up or down, the aircraft moves forward or backwards accordingly.

Turn Left and Right




When the aircraft is on the land, operate the right joystick to left or right, the aircraft turns left or right accordingly.


Ready to fly your quadcopter



Step 1: Press the ON/OFF power switch up.



Step2: Open the battery cover and insert the battery into power port.



Step 3: Close the battery cover and turn on the quadcopter.