

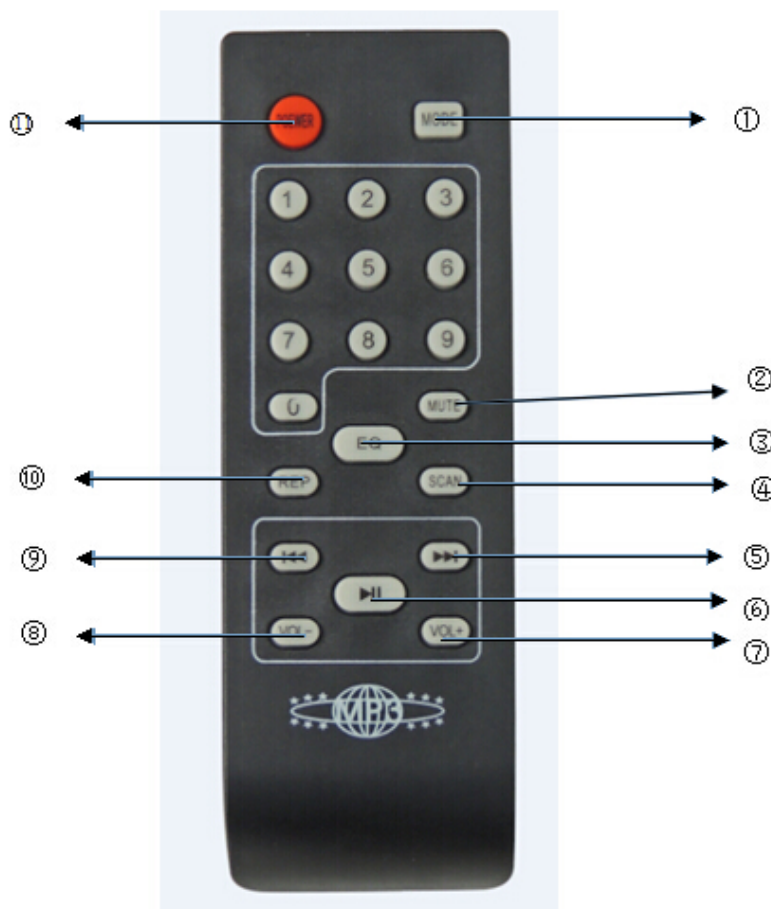


USER MANUAL
TROLLY SPEAKER
BJP-1516BT

Guangzhou Huaxing Electronic Co., Ltd.



Remote control that



1. **Mode**
2. **MUTE**
3. **EQ**
4. **SCAN**
5. **NEXT**
6. **Pause**
7. **VOL+**
8. **VOL_**
9. **Prev**
10. **replay**
11. **power**

Remote control us precautions

1. Under normal circumstances, the remote control should be received in the remote window of about 6 meters, 30range .
2. Operate the remote control, remote control receiver window of the remote control at the amplifier, remote control and the amplifier should not be an obstacle
3. If the remote receiver is in the position of the remote control directly receive strong light may not be valid. In this case, place the subwoofer away in order
4. Avoid mixing old and new batteries use ,regularly check whether the battery need be changed




HOW TO USE BLUETOOTH

1. Press mode key and choose Bluetooth mode, Bluetooth indicator on front panel will flashing and speaker sound occurs short bleeping
2. Open the Bluetooth of your phone or pad, after searching then connect with matched model BJP-1516BT

IMPORTANT SAFETY INSTRUCTION

Please read this user manual carefully before you use the product. Please reserve it properly for the reference in the future.

Please do not expose the unit in the raining or moist environment to avoid fire hazard or electric shock

	<p>Caution: Pleaser do not open the unit to avoid fire hazard or electric shock. The corresponding repairs should be done by professional person.</p>
	<p>This mark warns the user that there is the High Voltage, please prevent from electronic shock.</p>
	<p>This mark warns the user that there are some important instructions for the Operation and the Maintaining attached to the unit.</p>

Please do not expose the unit in the raining or moist environment to avoid fire hazard or electric shock. The corresponding repairs should be done by professional person

This mark warns the user that there is the high voltage, please prevent from electronic shock

This mark warns the user that there are some important instructions for the operation and the maintaining attached to the unit .

CAUTION: RISK OF EXPLOSION IF BATTERY IS REPLACED BY AN INCORRECT TYPE. DISPOSE OF USED BATTERIES ACCORDING TO THE INSTRUCTIONS.

PROTECTION OF POWER CORD

1. Hold the plug well when you plug the power cord in or out
2. Please do not put the AC power cord near any heat source equipment
3. Please do not place any heavy objects on the AC power cord
4. Please do not overhaul the AC power cord

PLACEMENT AND MAINTAIN FOR THE UNIT

1. Please do not put the unit in a sealed place or the cover something onto the unit, to avoid the unit damaged by its inside temperature's abrupt rising
2. Please do not expose the unit under the sunshine directly or place it near the heat source equipment's
3. Please do not place any container with water or fine liquid. If there is any liquid in ,please plug out the power cord and contact with the professional repair
4. Please do not open the unit to contact the inside components, otherwise it may cause electric shock or unit damage. If need any repairs or adjustment, please provide this unit to the professional person
5. Please put the unit on the horizontal surface, please do not put any heavy object on the unit
6. Do not put our fingers or other objects into the unit
7. Please do not repair the speaker system by yourself
8. Extreme Temperature: 45°C max.
9. The device complies with RF specifications when the device used at 10mm from your body.

USEFUL TIPS

In order to extend the local machine life, the switch time between machines turn on and off must be more than 30 seconds

Turn off the power after using

The use of power should correspond with the mark Voltage Values , otherwise it will not play

If appear contingent dead halt, please restart the machine

The product shall only be connected to a USB interface of version USB2.0

FCC Statement:

This equipment has been tested and found to comply with the limits for a Class B digital device, pursuant to part 15 of the FCC Rules. These limits are designed to provide reasonable protection against harmful interference in a residential installation. This equipment generates, uses and can radiate radio frequency energy and, if not installed and used in accordance with the instructions, may cause harmful interference to radio communications. However, there is no guarantee that interference will not occur in a particular installation. If this equipment does cause harmful interference to radio or television reception, which can be determined by turning the equipment off and on, the user is encouraged to try to correct the interference by one or more of the following measures:

- Reorient or relocate the receiving antenna.
- Increase the separation between the equipment and receiver.
- Connect the equipment into an outlet on a circuit different from that to which the receiver is connected.
- Consult the dealer or an experienced radio/TV technician for help.

Caution: Any changes or modifications to this device not explicitly approved by manufacturer could void your authority to operate this equipment.

This device complies with part 15 of the FCC Rules. Operation is subject to the following two conditions: (1) This device may not cause harmful interference, and (2) this device must accept any interference received, including interference that may cause undesired operation.

The device has been evaluated to meet general RF exposure requirement. The device can be used in portable exposure condition without restriction.